

24" SIGNATURE SERIES FREEZER

HP24FS-3 | 24" INDOOR MODEL
HP24FO-3 | 24" OUTDOOR MODEL

Perlick[®]
QUALITY & INNOVATION
THAT **INSPIRES**



Solid Door Model



Drawer Model



GENERAL SIGNATURE SERIES FEATURES

- Zero-clearance hinging allows for abutment with surrounding cabinetry
- Perlick's commercial-grade, 390 Btu standard compressor
- Front-vented, RAPIDcool forced-air refrigeration system
- Commercial-grade stainless steel interior and exterior
- **Industry Exclusive** convertible door design allows all doors the ability to be converted to wood overlay from stainless steel
- **Industry Exclusive** adjustable, full-extension pull-out shelves (drawer models excluded)
- Stainless-steel ball-bearing glides provide smooth movement of shelves
- Low E, UV-coated glass provides industry leading insulation and protection.
- Adjustable Crisp White and Cool Blue LED lighting
- State-of-the-art digital control module
- Optional door locks and Industry-Exclusive drawer locks (factory installed)
- Stacking kit available
- Indoor and outdoor models available
- Also available - 24" Refrigerator, Beverage Center, Wine Reserve, Beer Dispenser, and Dual-Zone Wine Reserve
- 5.2 cubic feet of capacity
- Industry Best Three Year Warranty plus additional three years on sealed system

HP24FS-3/FO-3 FEATURES

- Available with solid stainless steel door, solid wood overlay door, stainless steel drawers or wood overlay drawers
- Freezer equipped with automatic hot gas defrost for maintenance-free defrosting
- Door models include two (2) full-extension pull-out shelves
- Freezer temperature -10°- 10°F

Form No. HP24F-3
Rev. 03.09.2015

PRODUCT SPECIFICATIONS

Overall Width	23-7/8" (60.64 cm.)
Overall Height	34-1/4" (86.96 cm.)
Overall Depth	24" (60.96 cm.)
Opening Width	24" (60.96 cm.)
Opening Height	34-3/8" (87.31 cm.)
Opening Depth	24" (60.96 cm.)
Refrigerated Volume	5.2 cu. ft.
Door Swing Clearance	25" (63.5 cm.) minimum
Electrical	115V, 60Hz, 1 Phase, 2.3 amps
Plumbing	None Required
Annual Energy Usage	443 kWh/yr
Shipping Weight	191 lbs (88.04 kg.)

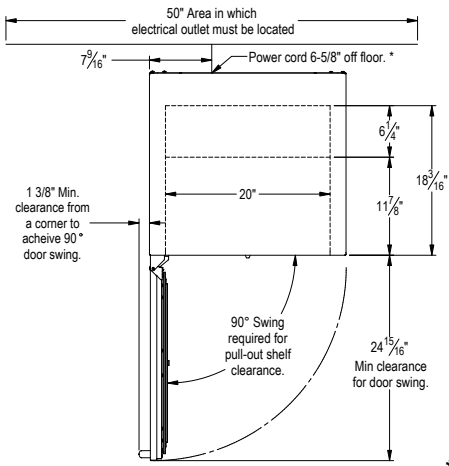
INDOOR MODELS

HP24FS-3-1L*	Solid stainless steel door, hinge left
HP24FS-3-2L*	Solid wood overlay door, hinge left
HP24FS-3-5	Stainless steel drawers
HP24FS-3-6	Wood overlay drawers

OUTDOOR MODELS

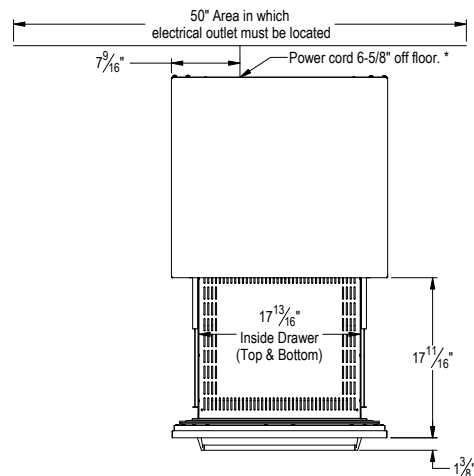
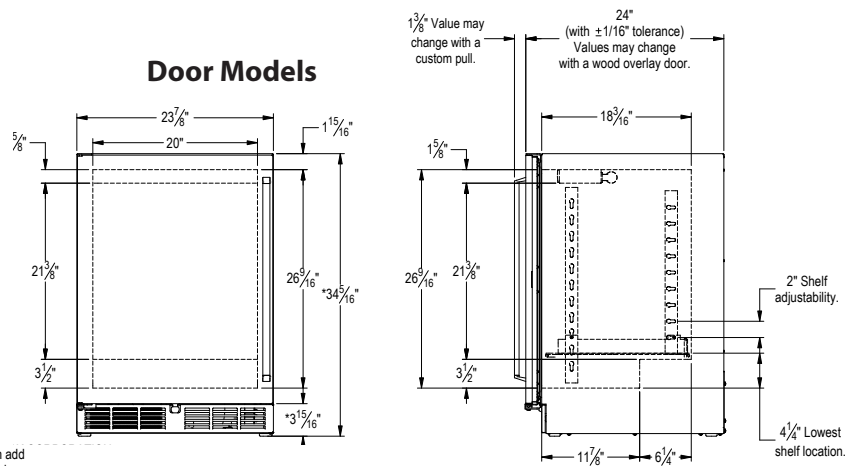
HP24FO-3-1L*	Solid stainless steel door, hinge left
HP24FO-3-2L*	Solid wood overlay door, hinge left
HP24FO-3-5	Stainless steel drawers
HP24FO-3-6	Wood overlay drawers

* Also available hinge right

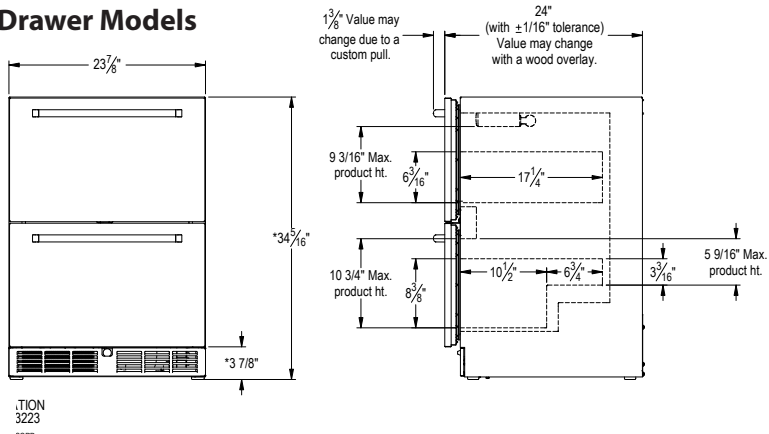


* - Leg levelers can add 3/4" to these dimensions when fully extended.

Door Models



Drawer Models



Form No. HP24F-3
Rev. 03.09.2015