

Riobel®

BRILLIANTLY MODERN



USA 2019 PRICE LIST

Effective August 2019

A DISTINCTIVE MEMBER OF THE HOUSE OF ROHL



Based in Montreal, Canada Riobel was born out of a vision of innovation and contemporary style. Riobel takes an industry-leading and progressive approach to design, marrying brilliant function with modern simplicity and elegance.

Driven by a deep understanding of consumer needs, Riobel continually seeks to hone their solutions through a combination of modeling and state-of-the-art testing. This quest is fueled by a passion to honor the principles of distinctive design.

The result is a superior experience, where refined aesthetics serve a purpose and make a distinctive, modern statement.

RIOBEL.CA



DISTINCTIVE FEATURES

QUALITY AND DURABILITY

Riobel provides products of superior quality, backed by a limited lifetime warranty.

EASE OF INSTALLATION

Riobel faucets are designed for easy installation, access and maintenance.

TIME-TESTED FINISHES

All Riobel products in brushed nickel, polished nickel, brushed gold and stainless steel are treated with a high-tech coating (PVD) to protect them from tarnishing, discolouration, scratching and corrosion.

GERMAN CERAMIC CARTRIDGES

We equip all our dual-handle lavatory and bathtub faucets with German ceramic cartridges to ensure durability and optimum performance.

WARRANTY

We offer a limited lifetime warranty on our chrome, brushed nickel (PVD), polished nickel (PVD), brushed gold (PVD), brushed chrome, black and stainless steel (PVD) finishes and parts, starting from the date of purchase and against any manufacturing defects. Other finishes are protected by a one-year limited warranty.

CERTIFICATIONS

Riobel products are certified by, and are in compliance with, the following standards: ASME A112.18.1, CSA B125.1, CMR 248, ASSE 1016, NFS 61 and NFS 372. These standards are listed with IAPMO.






















ECOLOGICAL PRODUCTS

At Riobel, the environment is very important to us. That's why we have equipped most of our lavatory faucets with efficient aerators to reduce their flow to 5.7 litres (1.5 gallons) per minute. In addition, we are working to develop environmentally friendly packaging for our products.



TABLE OF CONTENTS



				
KITCHEN 9	POWDER ROOM 17	MOMENTI™ MM 31	VENTY VY 51	EIFFEL EF 65
				
SALOMÉ SA 79	RETRO RT 95	ZENDO ZO 113	PARADOX PX 133	PROFILE PF 159
				
PALLACE PA 173	SYLLA SY 203	RIU RU 219	CLASSIC 237	ALTITUDE ATOP 255
				
EQUINOX EQ 269	EDGE ED 283	CS CS 301	FRESK FR 321	KUBIK US 335
				
GS GS 355				

Sizes, models and finishes may differ from those presented.

TABLE OF CONTENTS



SHOWER



**GENIUS™ SHOWER
GE** 25



**BATH & SHOWER
COMPONENTS** 377



DRAWINGS 419

MISCELLANEOUS



RIOLOGIC 1



ACCESSORIES 423

**SPARE PARTS
CERTIFICATIONS
CONTACT
WARRANTY**

PARTS & OTHER 437

LEGEND



IAPMO
Certification Company



ADA
Americans
Disabilities Acts



ACCESSORIES
Suggested accessories
collection



WATERSENSE
Environmental norm

CHART OF FINISHES



COLLECTION	PAGE	 STAINLESS STEEL	 CHROME	 BRUSHED NICKEL	 POLISHED NICKEL	 BRUSHED CHROME	 BLACK	 BRUSHED GOLD	COLOR MIX
Kitchen	9	●	●	●			●	●	
Powder Room	17		●	●		●	●	●	●
Momenti™	31		●	●	●		●	●	●
Venty	51		●						
Eiffel	65		●	●	●				
Salomé	79		●		●				
Retro	95		●	●	●				
Zendo	113		●	●	●				
Paradox	133		●					●	
Profile	159		●						
Pallace	173		●	●	●				
Sylla	203		●	●					
Riu	219		●	●*	●		●*	●	
Classic	237		●	●	●				
Altitude	255		●	●	●				
Equinox	269		●	●			●		
Edge	283		●	●	●				
CS	301		●	●					
Fresk	321		●	●					
Kubik	335		●	●					
GS	355		●				●*1		

* Finishes will be available in September.

*1 Finish will be available in early 2020.

At Riobel, we know that every action counts. That's why we chose to print our 2019 price list using an ecological paper: Rolland Opaque, containing 30% post-consumer fiber and made from biogas energy; in addition to being FSC® and ECOLOGO 2771.



ENVIRONMENTAL IMPACT



125 TREES

21 short tons of wood



494 MMBTU

2,412,766 60-W light bulbs for one hour



30,496 GAL. OF WATER

1,215 10-minute showers in North America



122 KG CO₂M

75,899 miles driven by car



49 268 LBS OF CO₂

55,338 miles driven by car



NOMENCLATURE



BASIC CODE EXAMPLE

VY S 01 C
 1 2 3 4

- 1 Collection
- 2 Short (S), Medium (M) or Tall (L)*
- 3 Faucet category (01, 08, ...)
- 4 Faucet color

* Indicate only if applicable



CODE WITH HANDLE CHOICE EXAMPLE

EF 08 + C
 1 2 3 4

- 1 Collection
- 2 Faucet category (01, 08, ...)
- 3 Handle choice (X, +, J, L)
- 4 Faucet color



MOMENTI™ CODE EXAMPLE

MM SQ S 01 J C BK
 1 2 3 4 5 6A 6B

- 1 Collection
- 2 Square (SQ) or round (RD) spout
- 3 Short (S), Medium (M) or Tall (L)*
- 4 Faucet category (01, 08, ...)
- 5 Handle choice (X, +, J, L)
- 6A Faucet color
- 6B Accent color*

* Indicate only if applicable



CICLO CODE EXAMPLE

CI 08 KN BK C
 1 2 3 4A 4B

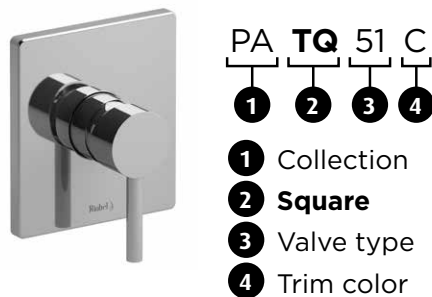

- 1 Collection
- 2 Faucet category (01, 08, ...)
- 3 Texture*
- 4A Faucet body color
- 4B Accent color*

* Indicate only if applicable

NOMENCLATURE



VALVE PLATE



TRIM & ROUGH



ROUGH ONLY
R23




TRIM ONLY
TEQ23C



COMPLETE VALVE
EQ23C

TYPES OF CONNECTIONS



ex.: R51

-SPEX ex.: R51-SPEX

-EX ex.: R51-EX

NUMERICAL INDEX

PRODUCT CODE	COLOR	USD PRICE	PAGE	PRODUCT CODE	COLOR	USD PRICE	PAGE	PRODUCT CODE	COLOR	USD PRICE	PAGE
009-015		\$ 11	444	225	C	\$ 81	434	349	C	\$ 251	131, 157, 172, 201, 353, 407
0912		\$ 50	440	240	C	\$ 74	435	350	BN	\$ 177	131, 200, 353, 409
0913		\$ 282	446	265	C	\$ 151	390, 435		C	\$ 118	131, 157, 171, 200, 353, 409
0914		\$ 342	443, 446	272	CBK	\$ 170	434	356	PN	\$ 177	131, 409
0915		\$ 342	443, 446	274	CW	\$ 170	434		BG	\$ 269	397
0923		\$ 282	446		CBK	\$ 170	434	BK	\$ 269	47, 397	
0924		\$ 282	446	CW	\$ 170	434	BK-15	\$ 279	47, 397		
0925		\$ 282	446	275	C	\$ 151	390, 435	BN	\$ 235	47, 397	
0933		\$ 98	442	282	C	\$ 170	434	BN-15	\$ 247	47, 397	
0938		\$ 342	443	284	C	\$ 182	434	C	\$ 188	47, 397	
0939		\$ 342	443	305-012		\$ 11	438, 439, 442, 447, 448	C-15	\$ 198	47, 397	
0943		\$ 390	443, 446	308	BN	\$ 81	109, 251, 399	PN	\$ 235	47, 397	
0944		\$ 342	446		BN-15	\$ 94	109, 251, 399	PN-15	\$ 247	47, 397	
0945		\$ 342	446		C	\$ 50	109, 251, 373, 399	C-15	\$ 79	399	
0954		\$ 342	446		C-15	\$ 61	109, 251, 373, 399	PN	\$ 82	399	
0955		\$ 342	446		PN	\$ 81	109, 251, 399	PN-15	\$ 96	399	
0973		\$ 390	443, 446	PN-15	\$ 94	109, 251, 399	C	\$ 66	399		
0977		\$ 177	445	324	C	\$ 116	49, 111, 157, 200, 217, 235, 253, 267, 299, 319, 375,	C-15	\$ 79	399	
1010	BN	\$ 394	196, 265, 383		326	BN	\$ 235	75, 397	PN	\$ 82	399
	BN-15	\$ 405	196, 265, 383			BN-15	\$ 247	75, 397	PN-15	\$ 96	399
	C	\$ 251	196, 265, 383			C	\$ 188	75, 397	BG	\$ 206	398
	C-15	\$ 262	196, 265, 383			C-15	\$ 198	75, 397	BG-15	\$ 216	398
	PN	\$ 394	196, 265, 383	PN		\$ 235	75, 397	BK	\$ 196	233, 398	
	PN-15	\$ 405	196, 265, 383	PN-15	\$ 247	75, 397	BK-15	\$ 206	233, 398		
1060	BN	\$ 504	196, 265, 378	327	BN	\$ 128	111, 253, 409	BN	\$ 176	196, 215, 233, 265, 297, 317, 398	
	BN-15	\$ 515	196, 265, 378		C	\$ 88	111, 253, 409	BN-15	\$ 188	196, 215, 233, 265, 297, 317, 398	
	C	\$ 340	196, 265, 378		PN	\$ 128	111, 253, 409		C	\$ 140	153, 196, 215, 233, 265, 297, 317, 373, 398
	C-15	\$ 351	196, 265, 378		337	BN	\$ 194	49, 408	C-15	\$ 153	153, 196, 215, 233, 265, 297, 317, 373, 398
	PN	\$ 504	196, 265, 378			C	\$ 133	49, 408	PN	\$ 176	196, 233, 265, 297, 398
	PN-15	\$ 515	196, 265, 378	PN	\$ 194	49, 408	PN-15	\$ 188	196, 233, 265, 297, 398		
160	BN	\$ 53	454	340	C	\$ 251	131, 157, 172, 200, 353, 407	366	BG	\$ 206	398
	C	\$ 26	454		343	BG	\$ 254		398	BG-15	\$ 216
	PN	\$ 53	454	BG-15		\$ 264	398	BK	\$ 196	233, 398	
200	CL	\$ 20	390, 435	BN		\$ 198	129, 197, 351, 398	BN	\$ 176	196, 215, 233, 265, 297, 317, 398	
2020	BN	\$ 457	196, 379	BN-15		\$ 212	129, 197, 351, 398	369	C	\$ 251	49, 111, 157, 200, 217, 235, 253, 267, 299, 319, 375,
	BN-15	\$ 469	196, 379	C		\$ 153	129, 153, 169, 197, 351, 398		370	BN	\$ 190
	C	\$ 300	196, 379	C-15	\$ 163	129, 153, 169, 197, 351, 398	C	\$ 138		77, 408	
	C-15	\$ 312	196, 379	PN	\$ 198	129, 398	PN	\$ 190	77, 408		
	PN	\$ 457	379	PN-15	\$ 212	129, 398	371	C	\$ 138	64, 77, 92, 282, 333, 408	
PN-15	\$ 469	379	344	C	\$ 116	131, 157, 172, 201, 353, 408		PN	\$ 176	408	
2060	BN	\$ 588		196, 377	346	BN	\$ 108	398			
	BN-15	\$ 600		196, 377		BN-15	\$ 119	398			
	C	\$ 391		196, 377		C	\$ 91	398			
	C-15	\$ 402		196, 377		C-15	\$ 103	398			
	PN	\$ 588	377	PN		\$ 108	398				
	PN-15	\$ 600	377	PN-15	\$ 119	398					
222	CBK	\$ 466	434								
	CW	\$ 466	434								

NUMERICAL INDEX

PRODUCT CODE	COLOR	USD PRICE	PAGE	PRODUCT CODE	COLOR	USD PRICE	PAGE	PRODUCT CODE	COLOR	USD PRICE	PAGE
376	BK	\$ 257	280, 397	401-223		\$ 50	439, 440, 448	4317	BN	\$ 79	449
	BK-15	\$ 267	280, 397	401-224		\$ 50	448		C	\$ 57	449
	BN	\$ 235	280, 332, 397	401-257		\$ 117	445		NT	\$ 99	449
	BN-15	\$ 247	280, 332, 397	401-279		\$ 40	441		SS	\$ 80	449
	C	\$ 188	90, 280, 332, 397	401-280		\$ 40	441	4319	C	\$ 124	387
	C-15	\$ 198	90, 280, 332, 397	401-306		\$ 220	444	4326	BN	\$ 131	450
	PN	\$ 235	90, 397	401-377		\$ 42	445		C	\$ 94	450
	PN-15	\$ 247	90, 397	401-451		\$ 40	437, 441, 444		SS	\$ 140	450
377	BN	\$ 190	281, 333, 409	401-452		\$ 40	437, 441	4330	C	\$ 101	450
	C	\$ 128	92, 281, 333, 409	4016	BN	\$ 116	448		SS	\$ 177	450
	PN	\$ 190	92, 409	401-701		\$ 50	443	4338	BN	\$ 123	449
379	C	\$ 275	77, 92, 282, 334, 407	401-737		\$ 47	437, 439		C	\$ 94	449
384	C	\$ 133	399	401-770		\$ 43	449		SS	\$ 123	449
	C-15	\$ 143	399	4040	BN	\$ 497	75, 381	4342	BG	\$ 162	452
390	BN	\$ 162	200, 217, 235, 267, 299, 319, 409		BN-15	\$ 511	75, 381		BK	\$ 162	452
	C	\$ 106	157, 200, 217, 235, 267, 299, 319, 375, 409		C	\$ 326	75, 381		BN	\$ 147	452
	PN	\$ 162	200, 267, 299, 409		C-15	\$ 339	75, 381		C	\$ 116	452
396	C	\$ 188	62, 398		PN	\$ 497	75, 381		PN	\$ 147	452
	C-15	\$ 198	62, 398		PN-15	\$ 511	75, 381	4344	BN	\$ 147	453
397	C	\$ 128	64, 409	405-010		\$ 80	442, 444		C	\$ 116	453
399	C	\$ 275	64, 407	408	BG	\$ 271	47, 397		PN	\$ 147	453
401-016		\$ 50	442, 444		BG-15	\$ 283	47, 397	4348	C	\$ 94	449
401-019		\$ 46	439		BK	\$ 271	47, 397	4349	BKC	\$ 176	449
401-037		\$ 47	443		BK-15	\$ 283	47, 397		BKSS	\$ 176	449
401-039		\$ 50	438, 440, 442, 447		BN	\$ 258	47, 109, 251, 265, 397		C	\$ 101	449
401-043		\$ 47	445		BN-15	\$ 270	47, 109, 251, 265, 397	4358	BN	\$ 410	388
401-052		\$ 50	447		C	\$ 218	47, 109, 251, 265, 397		C	\$ 273	388
401-053		\$ 50	440		C-15	\$ 230	47, 109, 251, 265, 397		PN	\$ 410	388
401-054		\$ 43	438		PN	\$ 258	47, 109, 251, 265, 397	4361	C	\$ 116	452
401-072		\$ 50	438, 447		PN-15	\$ 270	47, 109, 251, 265, 397	4362	BK	\$ 162	453
401-073		\$ 50	447	4083	BN	\$ 111	449		BN	\$ 147	453
401-076		\$ 46	444		C	\$ 82	449		C	\$ 116	453
401-077		\$ 151	445	412	BK	\$ 705	47, 251, 395		PN	\$ 147	453
401-078		\$ 185	445		BN	\$ 635	47, 109, 251, 265, 395	4363	C	\$ 102	389
401-079		\$ 40	437, 441, 448		C	\$ 507	47, 109, 251, 265, 395		C-15	\$ 113	389
401-080		\$ 40	437, 441, 448		PN	\$ 635	47, 109, 251, 265, 395	4364	BG	\$ 155	388
401-088		\$ 275	445	4230	C	\$ 117	451		BG-15	\$ 165	388
401-099		\$ 50	444		SS	\$ 207	451		BK	\$ 155	388
401-106		\$ 154	444	4240	C	\$ 260	451		BK-15	\$ 165	388
401-107		\$ 275	444		SS	\$ 405	451		BN	\$ 140	388
401-111		\$ 43	439	4245	C	\$ 207	451		BN-15	\$ 150	388
401-122		\$ 43	440		SS	\$ 342	451		C	\$ 111	388
401-124		\$ 43	439	4304	BG	\$ 154	450		C-15	\$ 122	388
401-150		\$ 43	438		BN	\$ 140	450		PN	\$ 140	388
401-172		\$ 50	442		C	\$ 105	450		PN-15	\$ 150	388
401-177		\$ 120	445		NT	\$ 141	450				
				4310	C	\$ 176	387				
					C-15	\$ 188	387				

NUMERICAL INDEX

PRODUCT CODE	COLOR	USD PRICE	PAGE	PRODUCT CODE	COLOR	USD PRICE	PAGE	PRODUCT CODE	COLOR	USD PRICE	PAGE			
4365	BG	\$ 154	388	4625	BN	\$ 589	377	480	BK	\$ 375	396			
	BG-15	\$ 164	388		BN-15	\$ 601	377		BK-15	\$ 385	396			
	BK	\$ 154	388		C	\$ 402	377		C	\$ 275	396			
	BK-15	\$ 164	388		C-15	\$ 413	377		C-15	\$ 289	396			
	BN	\$ 140	388		PN	\$ 589	377		4813	C	\$ 251	383		
	BN-15	\$ 153	388		PN-15	\$ 601	377	C-15		\$ 262	383			
	C	\$ 111	388		4664	BG	\$ 331	233, 381	4814	C	\$ 263	382		
	C-15	\$ 122	388			BG-15	\$ 341	233, 381		C-15	\$ 275	382		
	PN	\$ 140	388			BK	\$ 331	233, 381	4815	C	\$ 263	382		
	PN-15	\$ 153	388			BK-15	\$ 341	233, 381		C-15	\$ 275	382		
4366	BN	\$ 442	388	BN		\$ 301	233, 381	482	BK	\$ 755	395			
	C	\$ 294	388	BN-15		\$ 313	233, 381		C	\$ 552	75, 90, 395			
	PN	\$ 442	388	C		\$ 195	233, 381		PN	\$ 669	75, 90, 395			
4370	BG	\$ 348	387	C-15		\$ 209	233, 381	4823	C	\$ 300	382			
	BG-15	\$ 358	387	PN		\$ 301	233, 381		C-15	\$ 312	382			
	BK	\$ 348	387	PN-15		\$ 313	233, 381	4824	C	\$ 312	381			
	BK-15	\$ 358	387	4665	BN	\$ 270	351, 383		C-15	\$ 324	381			
	BN	\$ 316	387		BN-15	\$ 281	351, 383	4825	BN	\$ 519	129, 382			
	BN-15	\$ 328	387		C	\$ 212	351, 383		BN-15	\$ 531	129, 382			
	C	\$ 210	387		C-15	\$ 222	351, 383		C	\$ 312	129, 382			
	C-15	\$ 220	387		468	BG	\$ 321		154, 233, 396	C-15	\$ 324	129, 382		
	PN	\$ 316	387	BG-15		\$ 332	154, 233, 396		PN	\$ 519	129, 382			
	PN-15	\$ 328	387	BK		\$ 321	233, 396	PN-15	\$ 531	129, 382				
4372	BN	\$ 395	387	BK-15		\$ 332	233, 396	4830	C	\$ 365	109, 251, 380			
	C	\$ 304	387	BN		\$ 269	197, 215, 233, 297, 317, 396		C-15	\$ 375	109, 251, 380			
	PN	\$ 395	387	BN-15	\$ 280	197, 215, 233, 297, 317, 396	4835	BK	\$ 545	280, 381				
4388	C	\$ 159	451	C	\$ 230	154, 197, 215, 233, 297, 317, 373, 396		BK-15	\$ 555	280, 381				
	SS	\$ 207	451	C-15	\$ 242	154, 197, 215, 233, 297, 317, 373, 396		BN	\$ 519	280, 332, 381				
4390	C	\$ 116	452	472	PN	\$ 269		197, 233, 297, 396	BN-15	\$ 529	280, 332, 381			
4421	C	\$ 101	450		PN-15	\$ 280		197, 233, 297, 396	C	\$ 312	280, 332, 381			
	SS	\$ 177	450		4842	478	BK	\$ 470	280, 396	C-15	\$ 324	280, 332, 381		
4440	BN	\$ 147	452, 453				BK-15	\$ 480	280, 396	BN	\$ 210	385		
	C	\$ 116	452, 453				BN	\$ 458	75, 280, 332, 396	C	\$ 151	385		
	PN	\$ 147	452, 453	BN-15			\$ 470	75, 280, 332, 396	PN	\$ 210	385			
4488	C	\$ 159	451	C			\$ 328	75, 90, 280, 332, 396	4843	C	\$ 365	153, 169, 380		
	SS	\$ 207	451	C-15	\$ 340	75, 90, 280, 332, 396	C-15	\$ 375		153, 169, 380				
4613	C	\$ 340	379	PN	\$ 458	75, 90, 396	4844	BG	\$ 518	153, 379				
	C-15	\$ 351	379	PN-15	\$ 470	75, 90, 396		BG-15	\$ 528	153, 379				
4614	C	\$ 353	378	4845	4846	4847	C	\$ 507	197, 215, 233, 297, 317, 395	BK	\$ 345	385		
	C-15	\$ 365	378				C	\$ 423	154, 197, 215, 233, 297, 317, 373, 395	C	\$ 247	385		
4615	C	\$ 353	378				PN	\$ 507	197, 233, 297, 395	PN	\$ 345	385		
	C-15	\$ 365	378				4847	C	\$ 376	153, 169, 380	C	\$ 210	384	
4623	C	\$ 391	378					C-15	\$ 390	153, 169, 380	4847	BG	\$ 518	153, 380
	C-15	\$ 402	378					C	\$ 376	153, 169, 380		BG-15	\$ 528	153, 380
4624	C	\$ 402	377					C-15	\$ 390	153, 169, 380		C	\$ 376	153, 169, 380
	C-15	\$ 413	377					PN	\$ 458	75, 90, 396		C-15	\$ 390	153, 169, 380

NUMERICAL INDEX

PRODUCT CODE	COLOR	USD PRICE	PAGE	PRODUCT CODE	COLOR	USD PRICE	PAGE	PRODUCT CODE	COLOR	USD PRICE	PAGE
4854	BN	\$ 142	385	4921	BG	\$ 166	454	508	BG	\$ 64	155, 406
	C	\$ 122	385		BK	\$ 166	454		BK	\$ 64	406
4855	BG	\$ 178	385		BN	\$ 152	454		BN	\$ 59	110, 198, 216, 234, 252, 266, 298, 318, 406
	BK	\$ 178	385		C	\$ 102	454		C	\$ 35	110, 155, 198, 216, 234, 252, 266, 298, 318, 374, 406
	BN	\$ 158	385		PN	\$ 152	454				
	C	\$ 131	385	495	C	\$ 328	62, 396				
	PN	\$ 158	385	C-15	\$ 340	62, 396					
4861	BG	\$ 545	47, 380	4950	BN	\$ 82	386	PN	\$ 59	110, 198, 252, 266, 298, 406	
	BG-15	\$ 555	47, 380	C	\$ 58	386					
	BK	\$ 545	47, 380	499	C	\$ 629	62, 395				
	BK-15	\$ 555	47, 380	C-15	\$ 641	62, 395					
	BN	\$ 513	47, 380	500-011		\$ 11	447				
	BN-15	\$ 524	47, 380	500-012		\$ 11	438, 439				
	C	\$ 335	47, 380	5001	CL	\$ 20	390, 435				
	C-15	\$ 348	47, 380	503	BG	\$ 127	155, 405				
	PN	\$ 513	47, 380	BK	\$ 127	405					
	PN-15	\$ 524	47, 380	BN	\$ 116	110, 198, 216, 234, 252, 266, 298, 318, 405					
	4862	BN	\$ 225	385	C	\$ 70	110, 155, 198, 216, 234, 252, 266, 298, 318, 374, 405				
		C	\$ 161	385	PN	\$ 116	110, 198, 252, 266, 298, 405				
		PN	\$ 225	385							
4866	BN	\$ 333	385	5055	BG	\$ 325	384				
	C	\$ 237	385	BG-15	\$ 336	384					
	PN	\$ 333	385	BN	\$ 301	215, 297, 317, 384					
4867	C	\$ 236	383	BN-15	\$ 313	215, 297, 317, 384					
488	BG	\$ 331	154, 396	C	\$ 195	215, 297, 317, 384					
	BG-15	\$ 341	154, 396	C-15	\$ 209	215, 297, 317, 384					
	BN	\$ 308	129, 197, 351, 396	PN	\$ 301	297, 384					
	BN-15	\$ 318	129, 197, 351, 396	PN-15	\$ 313	297, 384					
	C	\$ 237	129, 154, 169, 197, 351, 396	506	BN	\$ 31	406				
	C-15	\$ 247	129, 154, 169, 197, 351, 396	C	\$ 20	406					
	PN	\$ 308	129, 197, 396	5063	C	\$ 200	373, 384				
	PN-15	\$ 318	129, 197, 396	C-15	\$ 214	373, 384					
4901	BN	\$ 20	386	507	BG	\$ 95	155, 406				
	C	\$ 14	386	BK	\$ 95	406					
4903	BN	\$ 33	386	BN	\$ 86	110, 198, 216, 234, 252, 266, 298, 318, 406					
	C	\$ 26	386	C	\$ 58	110, 155, 198, 216, 234, 252, 266, 298, 318, 374, 406					
4910	BK	\$ 166	454	PN	\$ 86	110, 198, 252, 266, 298, 406					
	BN	\$ 152	454								
	C	\$ 102	454								
	PN	\$ 152	454								
4912	C	\$ 23	386								
4913	BN	\$ 102	454								
	C	\$ 102	454								
4919	BG	\$ 144	454								
	C	\$ 106	454								
492	BN	\$ 654	129, 197, 351, 395								
	C	\$ 504	129, 154, 170, 197, 351, 395								
	PN	\$ 654	129, 395								

NUMERICAL INDEX

PRODUCT CODE	COLOR	USD PRICE	PAGE	PRODUCT CODE	COLOR	USD PRICE	PAGE	PRODUCT CODE	COLOR	USD PRICE	PAGE
509	BG	\$ 58	155, 406		PN	\$ 159	130, 199, 405	573	BK	\$ 187	281, 403
	BK	\$ 58	406						BN	\$ 173	281, 332, 403
	BN	\$ 53	110, 198, 216, 234, 252, 266, 298, 318, 406	543	BG	\$ 244	155, 406		C	\$ 124	91, 281, 332, 403
	C	\$ 31	110, 155, 198, 216, 234, 252, 266, 298, 318, 374, 406		BN	\$ 226	129, 198, 352, 400		PN	\$ 173	91, 403
	PN	\$ 53	110, 198, 252, 266, 298, 406	546	C	\$ 162	129, 155, 170, 198, 352, 400	574	BK	\$ 158	280, 403
513	BG	\$ 151	155, 406		BN	\$ 54	406		BN	\$ 144	280, 332, 403
	BK	\$ 151	406	547	C	\$ 42	406		C	\$ 107	91, 280, 332, 403
	BN	\$ 140	110, 198, 216, 234, 252, 266, 298, 318, 406		BG	\$ 264	156, 400	577	PN	\$ 144	91, 403
	C	\$ 88	110, 155, 198, 216, 234, 252, 266, 298, 318, 374, 406		BN	\$ 250	130, 199, 352, 400		BK	\$ 137	281, 403
	PN	\$ 140	110, 198, 252, 266, 298, 406		C	\$ 180	130, 156, 170, 199, 352, 400		BN	\$ 124	281, 333, 403
517	BG	\$ 121	156, 405	548	BG	\$ 151	156, 400		C	\$ 91	91, 281, 333, 403
	BN	\$ 111	130, 199, 353, 405		BN	\$ 138	130, 199, 352, 400	578	PN	\$ 124	91, 403
	C	\$ 73	130, 156, 171, 199, 353, 405		C	\$ 101	130, 156, 170, 199, 352, 400		BK	\$ 100	281, 403
	PN	\$ 111	130, 199, 405	553	BG	\$ 190	48, 402		BN	\$ 92	281, 333, 403
					BK	\$ 190	48, 402		C	\$ 70	91, 281, 333, 403
518	BG	\$ 94	156, 405		BN	\$ 178	48, 402	579	PN	\$ 92	91, 403
	BN	\$ 85	130, 199, 353, 405	554	C	\$ 128	48, 402		BK	\$ 85	281, 403
	C	\$ 58	130, 156, 171, 199, 353, 405		PN	\$ 178	48, 402		BN	\$ 78	281, 333, 403
	PN	\$ 85	130, 199, 405		BG	\$ 158	48, 402		C	\$ 61	91, 281, 333, 403
					BK	\$ 158	48, 402	583	PN	\$ 78	91, 403
519	BG	\$ 80	156, 405		BN	\$ 150	48, 402		BN	\$ 194	110, 400
	BN	\$ 72	130, 199, 352, 405	557	C	\$ 110	48, 402		C	\$ 128	110, 400
	C	\$ 53	130, 156, 171, 199, 352, 405		PN	\$ 150	48, 402	584	PN	\$ 194	110, 400
	PN	\$ 72	130, 199, 405		BG	\$ 140	48, 402		BN	\$ 169	110, 400
					BK	\$ 140	48, 402	593	C	\$ 124	63, 404
523	BN	\$ 183	76, 401	558	BN	\$ 128	48, 402	594	C	\$ 107	63, 404
	C	\$ 124	76, 401		C	\$ 94	48, 402	597	C	\$ 91	63, 404
	PN	\$ 183	76, 401		PN	\$ 128	48, 402	598	C	\$ 70	63, 404
524	BN	\$ 158	76, 401		BG	\$ 103	48, 402	599	C	\$ 61	63, 404
	C	\$ 112	76, 401		BK	\$ 103	48, 402	6006	BN	\$ 322	109, 251, 384
	PN	\$ 158	76, 401	559	BN	\$ 96	48, 402		BN-15	\$ 334	109, 251, 384
527	BN	\$ 124	76, 401		C	\$ 71	48, 402		C	\$ 195	109, 251, 384
	C	\$ 91	76, 401		PN	\$ 96	48, 402		C-15	\$ 209	109, 251, 384
	PN	\$ 124	76, 401		BG	\$ 93	48, 402	605	PN	\$ 322	109, 251, 384
528	BN	\$ 92	76, 401		BK	\$ 93	48, 402		PN-15	\$ 334	109, 251, 384
	C	\$ 74	76, 401	560	BN	\$ 80	48, 402		BK	\$ 124	454
	PN	\$ 92	76, 401		C	\$ 63	48, 402	7007	BN	\$ 113	454
529	BN	\$ 78	76, 401		PN	\$ 80	48, 402		C	\$ 47	454
	C	\$ 61	76, 401		BG	\$ 155	156, 405		PN	\$ 113	454
	PN	\$ 78	76, 401	5604	BN	\$ 144	130, 199, 352, 405		C	\$ 113	454
533	BG	\$ 171	156, 405		C	\$ 96	130, 156, 170, 199, 352, 405		C	\$ 453	90
	BN	\$ 159	130, 199, 352, 405	5608	PN	\$ 144	130, 199, 405		C-15	\$ 465	90
	C	\$ 105	130, 156, 171, 199, 352, 405		BK	\$ 40	24, 417	7059	PN	\$ 755	90
					C	\$ 33	24, 417		PN-15	\$ 767	90
				5648	C	\$ 43	15		C	\$ 70	389
					SS	\$ 63	15				
					C	\$ 53	15				
					SS	\$ 81	15				

NUMERICAL INDEX

PRODUCT CODE	COLOR	USD PRICE	PAGE	PRODUCT CODE	COLOR	USD PRICE	PAGE	PRODUCT CODE	COLOR	USD PRICE	PAGE	
710	BG	\$ 85	158, 393	780	BN	\$ 195	111, 253, 391	ALOP01	BN	\$ 753	255	
	BN	\$ 78	201, 267, 393		C	\$ 131	111, 253, 391		BN-10	\$ 765	255	
	C	\$ 56	158, 201, 267, 393		PN	\$ 195	111, 253, 391		C	\$ 552	255	
	PN	\$ 78	201, 267, 393	790	BN	\$ 195	201, 217, 235, 267, 299, 319, 392		C-10	\$ 564	255	
720	BN	\$ 83	201, 393		C	\$ 131	158, 201, 217, 235, 267, 299, 319, 375, 392		PN	\$ 753	255	
	C	\$ 61	172, 201, 393		PN	\$ 195	392		PN-10	\$ 765	255	
7259	BG	\$ 127	389		794	C	\$ 101		64, 392	AS00	BN	\$ 665
	BK	\$ 127	389	799		C	\$ 176		64, 391		BN-05	\$ 675
	BN	\$ 116	389		8060	C	\$ 560		62, 377		BN-10	\$ 675
	C	\$ 62	389	C-15		\$ 571	62, 377		C		\$ 493	96
	PN	\$ 116	389	8080	C	\$ 517	62, 379	C-05	\$ 507		96	
734	BG	\$ 118	49, 393		C-15	\$ 529	62, 379	C-10	\$ 507		96	
	BK	\$ 118	49, 393	845	BN	\$ 116	414	PN	\$ 665		96	
	BN	\$ 109	49, 393		C	\$ 101	414	PN-05	\$ 675		96	
	C	\$ 81	49, 393	847	C	\$ 147	202, 413	PN-10	\$ 675		96	
	PN	\$ 109	49, 393		BN	\$ 147	202, 413	AS01	BN		\$ 706	96
739	BN	\$ 209	49, 391	865	BN	\$ 105	414		BN-05	\$ 718	96	
	C	\$ 142	49, 391		C	\$ 88	414		BN-10	\$ 718	96	
	PN	\$ 209	49, 391	867	BG	\$ 150	413		C	\$ 517	96	
744	BN	\$ 188	354, 392		BN	\$ 150	413		C-05	\$ 529	96	
	C	\$ 124	131, 158, 354, 392	870	BN	\$ 136	202, 235, 319, 413		C-10	\$ 529	96	
	747	BN	\$ 58		111, 253, 394	C	\$ 105		202, 217, 235, 319, 413	PN	\$ 706	96
C		\$ 35	111, 253, 394	871	PN	\$ 136	202, 413		PN-05	\$ 718	96	
PN		\$ 58	111, 253, 394		BN	\$ 70	253, 413		PN-10	\$ 718	96	
750	BN	\$ 138	77, 392	885	C	\$ 44	253, 376, 413		ASOP00	BN	\$ 660	255
	C	\$ 101	77, 392		PN	\$ 70	253, 413	BN-10		\$ 671	255	
	PN	\$ 138	77, 392	890	BN	\$ 88	414	C		\$ 482	255	
760	BN	\$ 195	201, 392		C	\$ 50	376, 414	C-10		\$ 493	255	
	C	\$ 131	172, 201, 392	891	BN	\$ 196	132, 354, 412	PN		\$ 660	255	
770	BN	\$ 201	77, 391		C	\$ 153	132, 354, 412	PN-10		\$ 671	255	
	C	\$ 151	77, 391	PN	\$ 196	132, 412	ASOP01	BN		\$ 702	255	
	PN	\$ 201	77, 391	AL01	C	\$ 53		354, 413		BN-10	\$ 712	255
	772	BK	\$ 116		282, 393	BN		\$ 753		96	C	\$ 507
BN		\$ 106	282, 334, 393	BN-05	\$ 765	96		C-10		\$ 517	255	
C		\$ 79	92, 282, 334, 393	BN-10	\$ 765	96		PN	\$ 702	255		
PN		\$ 106	92, 393	C	\$ 535	96		PN-10	\$ 712	255		
774	BG	\$ 82	158, 393	C-05	\$ 548	96		AT39	BN	\$ 2708	99	
	BK	\$ 82	393	C-10	\$ 548	96			BN-EX	\$ 2708	99	
	BN	\$ 74	131, 354, 393	PN	\$ 753	96			BN-SPEX	\$ 2708	99	
	C	\$ 50	131, 158, 354, 393	PN-05	\$ 765	96			C	\$ 1884	99	
	PN	\$ 74	131, 393	PN-10	\$ 765	96	C-EX		\$ 1884	99		
775	BG	\$ 67	394	777	C	\$ 138	92, 282, 334, 391		C-SPEX	\$ 1884	99	
	BK	\$ 67	394		PN	\$ 201	92, 391		PN	\$ 2708	99	
	BN	\$ 61	217, 235, 299, 319, 394						PN-EX	\$ 2708	99	
	C	\$ 36	217, 235, 299, 319, 375, 394						PN-SPEX	\$ 2708	99	
	PN	\$ 61	299, 394									

NUMERICAL INDEX

PRODUCT CODE	COLOR	USD PRICE	PAGE	PRODUCT CODE	COLOR	USD PRICE	PAGE	PRODUCT CODE	COLOR	USD PRICE	PAGE	
ATOP23	BN	\$ 635	258	ATOP51	BN	\$ 442	257	AZ601	BG	\$ 471	9	
	BN-EX	\$ 635	258		BN-EX	\$ 442	257		BG-10	\$ 481	9	
	BN-SPEX	\$ 635	258		BN-SPEX	\$ 442	257		BK	\$ 471	9	
	C	\$ 552	258		C	\$ 353	257		BK-10	\$ 481	9	
	C-EX	\$ 552	258		C-EX	\$ 353	257		C	\$ 337	9	
	C-SPEX	\$ 552	258		C-SPEX	\$ 353	257		C-10	\$ 347	9	
	PN	\$ 635	258		PN	\$ 442	257		C-15	\$ 347	9	
	PN-EX	\$ 635	258		PN-EX	\$ 442	257		SS	\$ 438	9	
	PN-SPEX	\$ 635	258		PN-SPEX	\$ 442	257		SS-10	\$ 448	9	
ATOP39	BN	\$ 2708	256	ATOP80	BN	\$ 365	112, 268, 411		AZ701	BG	\$ 423	9
	BN-EX	\$ 2708	256		C	\$ 270	112, 268, 411	BG-10		\$ 433	9	
	BN-SPEX	\$ 2708	256		PN	\$ 365	112, 268, 411	BK		\$ 423	9	
	C	\$ 1884	256	ATOP83	BN	\$ 1366	260	BK-10		\$ 433	9	
	C-EX	\$ 1884	256		C	\$ 1178	260	C		\$ 303	9	
	C-SPEX	\$ 1884	256		PN	\$ 1366	260	C-10		\$ 313	9	
	PN	\$ 2708	256	ATOP88	BN	\$ 1216	260	SS		\$ 394	9	
	PN-EX	\$ 2708	256		C	\$ 1059	260	SS-10		\$ 404	9	
	PN-SPEX	\$ 2708	256		PN	\$ 1216	260	AZ801		BG	\$ 1085	10
ATOP44	BN	\$ 635	258	AZ101	BG	\$ 517	9			BG-10	\$ 1095	10
	BN-EX	\$ 635	258		BG-10	\$ 527	9		BK	\$ 1085	10	
	BN-SPEX	\$ 635	258		BK	\$ 517	9		BK-10	\$ 1095	10	
	C	\$ 552	258		BK-10	\$ 527	9		C	\$ 763	10	
	C-EX	\$ 552	258		C	\$ 353	9		C-10	\$ 773	10	
	C-SPEX	\$ 552	258		C-10	\$ 365	9		SS	\$ 985	10	
	PN	\$ 635	258		SS	\$ 470	9		SS-10	\$ 995	10	
	PN-EX	\$ 635	258		SS-10	\$ 482	9		BI201	C	\$ 681	12
	PN-SPEX	\$ 635	258		AZ201	BG	\$ 805			9	C-10	\$ 694
ATOP45	BN	\$ 706	259	BG-10		\$ 815	9	C-15		\$ 694	12	
	BN-EX	\$ 706	259	BK		\$ 885	9	CBK		\$ 712	12	
	BN-SPEX	\$ 706	259	BK-10		\$ 895	9	CBK-10		\$ 725	12	
	C	\$ 606	259	C		\$ 633	9	CBK-15		\$ 725	12	
	C-EX	\$ 606	259	C-10		\$ 643	9	SSBK		\$ 929	12	
	C-SPEX	\$ 606	259	SS		\$ 805	9	SSBK-10		\$ 941	12	
	PN	\$ 706	259	SS-10		\$ 815	9	SSBK-15		\$ 941	12	
	PN-EX	\$ 706	259	AZ400		BG	\$ 1779	9		BM01	C	\$ 341
	PN-SPEX	\$ 706	259		BG-10	\$ 1790	9	C-05	\$ 353		20	
ATOP46	BN	\$ 1216	260		BK	\$ 1779	9	C-10	\$ 353		20	
	C	\$ 1059	260		BK-10	\$ 1790	9	BM80	BN	\$ 176	413	
	PN	\$ 1216	260		C	\$ 1271	9		C	\$ 128	413	
	ATOP47	BN	\$ 706		259	C-10	\$ 1282		9	PN	\$ 176	413
		BN-EX	\$ 706		259	SS	\$ 1650	9	BQ80	BN	\$ 176	413
		BN-SPEX	\$ 706		259	SS-10	\$ 1660	9		C	\$ 128	413
		C	\$ 606		259							
		C-EX	\$ 606	259								
		C-SPEX	\$ 606	259								
PN		\$ 706	259									
PN-EX		\$ 706	259									
PN-SPEX		\$ 706	259									

NUMERICAL INDEX

PRODUCT CODE	COLOR	USD PRICE	PAGE	PRODUCT CODE	COLOR	USD PRICE	PAGE	PRODUCT CODE	COLOR	USD PRICE	PAGE
BR100L	BG	\$ 1553	13	BR400X	BG	\$ 1833	13	CI08KN	BC	\$ 1186	18
	BG-10	\$ 1563	13		BG-10	\$ 1844	13		BC-05	\$ 1196	18
	BG-15	\$ 1563	13		BG-15	\$ 1844	13		BC-10	\$ 1196	18
	BN	\$ 1212	13		BN	\$ 1412	13		BCBK	\$ 1186	18
	BN-10	\$ 1224	13		BN-10	\$ 1424	13		BCBK-05	\$ 1196	18
	BN-15	\$ 1224	13		BN-15	\$ 1424	13		BCBK-10	\$ 1196	18
	C	\$ 846	13		C	\$ 1013	13		BG	\$ 1186	18
	C-10	\$ 859	13		C-10	\$ 1024	13		BG-05	\$ 1196	18
	C-15	\$ 859	13		C-15	\$ 1024	13		BG-10	\$ 1196	18
BR100+	BG	\$ 1553	13	CI0	BC	\$ 65	21, 423		BGBK	\$ 1186	18
	BG-10	\$ 1563	13		BG	\$ 65	21, 423		BGBK-05	\$ 1196	18
	BG-15	\$ 1563	13		BK	\$ 65	21, 423		BGBK-10	\$ 1196	18
	BN	\$ 1212	13		C	\$ 44	21, 423		BK	\$ 1132	18
	BN-10	\$ 1224	13	CI08	BC	\$ 1186	18		BK-05	\$ 1142	18
	BN-15	\$ 1224	13		BC-05	\$ 1196	18		BK-10	\$ 1142	18
	C	\$ 846	13		BC-10	\$ 1196	18		BKBC	\$ 1132	18
	C-10	\$ 859	13		BCBK	\$ 1186	18		BKBC-05	\$ 1142	18
	C-15	\$ 859	13		BCBK-05	\$ 1196	18		BKBC-10	\$ 1142	18
BR100X	BG	\$ 1553	13		BCBK-10	\$ 1196	18	BKBG	\$ 1132	18	
	BG-10	\$ 1563	13		BG	\$ 1186	18	BKBG-05	\$ 1142	18	
	BG-15	\$ 1563	13		BG-05	\$ 1196	18	BKBG-10	\$ 1142	18	
	BN	\$ 1212	13		BG-10	\$ 1196	18	BKC	\$ 1132	18	
	BN-10	\$ 1224	13		BGBK	\$ 1186	18	BKC-05	\$ 1142	18	
	BN-15	\$ 1224	13		BGBK-05	\$ 1196	18	BKC-10	\$ 1142	18	
	C	\$ 846	13		BGBK-10	\$ 1196	18	C	\$ 960	18	
	C-10	\$ 859	13		BK	\$ 1132	18	C-05	\$ 970	18	
	C-15	\$ 859	13		BK-05	\$ 1142	18	C-10	\$ 970	18	
BR400L	BG	\$ 1833	13	BK-10	\$ 1142	18	CBK	\$ 960	18		
	BG-10	\$ 1844	13	BKBC	\$ 1132	18	CBK-05	\$ 970	18		
	BG-15	\$ 1844	13	BKBC-05	\$ 1142	18	CBK-10	\$ 970	18		
	BN	\$ 1412	13	BKBC-10	\$ 1142	18					
	BN-10	\$ 1424	13	BKBG	\$ 1132	18					
	BN-15	\$ 1424	13	BKBG-05	\$ 1142	18					
	C	\$ 1013	13	BKBG-10	\$ 1142	18					
	C-10	\$ 1024	13	BKC	\$ 1132	18					
	C-15	\$ 1024	13	BKC-05	\$ 1142	18					
BR400+	BG	\$ 1833	13	BKC-10	\$ 1142	18					
	BG-10	\$ 1844	13	C	\$ 960	18					
	BG-15	\$ 1844	13	C-05	\$ 970	18					
	BN	\$ 1412	13	C-10	\$ 970	18					
	BN-10	\$ 1424	13	CBK	\$ 960	18					
	BN-15	\$ 1424	13	CBK-05	\$ 970	18					
	C	\$ 1013	13	CBK-10	\$ 970	18					
	C-10	\$ 1024	13								
	C-15	\$ 1024	13								

NUMERICAL INDEX

PRODUCT CODE	COLOR	USD PRICE	PAGE	PRODUCT CODE	COLOR	USD PRICE	PAGE	PRODUCT CODE	COLOR	USD PRICE	PAGE			
CI08LN	BC	\$ 1186	18	CIL01	BC	\$ 1132	18	CIL01KN	BC	\$ 1132	18			
	BC-05	\$ 1196	18		BC-05	\$ 1142	18		BC-05	\$ 1142	18			
	BC-10	\$ 1196	18		BC-10	\$ 1142	18		BC-10	\$ 1142	18			
	BCBK	\$ 1186	18		BCBK	\$ 1132	18		BCBK	\$ 1132	18			
	BCBK-05	\$ 1196	18		BCBK-05	\$ 1142	18		BCBK-05	\$ 1142	18			
	BCBK-10	\$ 1196	18		BCBK-10	\$ 1142	18		BCBK-10	\$ 1142	18			
	BG	\$ 1186	18		BG	\$ 1132	18		BG	\$ 1132	18			
	BG-05	\$ 1196	18		BG-05	\$ 1142	18		BG-05	\$ 1142	18			
	BG-10	\$ 1196	18		BG-10	\$ 1142	18		BG-10	\$ 1142	18			
	BGBK	\$ 1186	18		BGBK	\$ 1132	18		BGBK	\$ 1132	18			
	BGBK-05	\$ 1196	18		BGBK-05	\$ 1142	18		BGBK-05	\$ 1142	18			
	BGBK-10	\$ 1196	18		BGBK-10	\$ 1142	18		BGBK-10	\$ 1142	18			
	BK	\$ 1132	18		BK	\$ 1132	18		BK	\$ 1132	18			
	BK-05	\$ 1142	18		BK-05	\$ 1142	18		BK-05	\$ 1142	18			
	BK-10	\$ 1142	18		BK-10	\$ 1142	18		BK-10	\$ 1142	18			
	BKBC	\$ 1132	18		BKBC	\$ 1132	18		BKBC	\$ 1132	18			
	BKBC-05	\$ 1142	18		BKBC-05	\$ 1142	18		BKBC-05	\$ 1142	18			
	BKBC-10	\$ 1142	18		BKBC-10	\$ 1142	18		BKBC-10	\$ 1142	18			
	BKBG	\$ 1132	18		BKBG	\$ 1132	18		BKBG	\$ 1132	18			
	BKBG-05	\$ 1142	18		BKBG-05	\$ 1142	18		BKBG-05	\$ 1142	18			
	BKBG-10	\$ 1142	18		BKBG-10	\$ 1142	18		BKBG-10	\$ 1142	18			
	BKC	\$ 1132	18		BKC	\$ 1132	18		BKC	\$ 1132	18			
	BKC-05	\$ 1142	18		BKC-05	\$ 1142	18		BKC-05	\$ 1142	18			
	BKC-10	\$ 1142	18		BKC-10	\$ 1142	18		BKC-10	\$ 1142	18			
	C	\$ 960	18		C	\$ 905	18		C	\$ 905	18			
	C-05	\$ 970	18		C-05	\$ 916	18		C-05	\$ 916	18			
	C-10	\$ 970	18		C-10	\$ 916	18		C-10	\$ 916	18			
	CBK	\$ 960	18		CBK	\$ 905	18		CBK	\$ 905	18			
	CBK-05	\$ 970	18		CBK-05	\$ 916	18		CBK-05	\$ 916	18			
	CBK-10	\$ 970	18		CBK-10	\$ 916	18		CBK-10	\$ 916	18			
	CI3	BC	\$ 144		21, 423									
		BG	\$ 144		21, 423									
		BK	\$ 144		21, 423									
		C	\$ 111		21, 423									
CI7	BC	\$ 119	21, 423											
	BG	\$ 119	21, 423											
	BK	\$ 119	21, 423											
	C	\$ 78	21, 423											

NUMERICAL INDEX

PRODUCT CODE	COLOR	USD PRICE	PAGE	PRODUCT CODE	COLOR	USD PRICE	PAGE	PRODUCT CODE	COLOR	USD PRICE	PAGE
CIL01LN	BC	\$ 1132	18	CIS00	BC	\$ 938	17	CIS00KN	BC	\$ 938	17
	BC-05	\$ 1142	18		BC-05	\$ 948	17		BC-05	\$ 948	17
	BC-10	\$ 1142	18		BC-10	\$ 948	17		BC-10	\$ 948	17
	BCBK	\$ 1132	18		BCBK	\$ 938	17		BCBK	\$ 938	17
	BCBK-05	\$ 1142	18		BCBK-05	\$ 948	17		BCBK-05	\$ 948	17
	BCBK-10	\$ 1142	18		BCBK-10	\$ 948	17		BCBK-10	\$ 948	17
	BG	\$ 1132	18		BG	\$ 938	17		BG	\$ 938	17
	BG-05	\$ 1142	18		BG-05	\$ 948	17		BG-05	\$ 948	17
	BG-10	\$ 1142	18		BG-10	\$ 948	17		BG-10	\$ 948	17
	BGBK	\$ 1132	18		BGBK	\$ 938	17		BGBK	\$ 938	17
	BGBK-05	\$ 1142	18		BGBK-05	\$ 948	17		BGBK-05	\$ 948	17
	BGBK-10	\$ 1142	18		BGBK-10	\$ 948	17		BGBK-10	\$ 948	17
	BK	\$ 1132	18		BK	\$ 884	17		BK	\$ 884	17
	BK-05	\$ 1142	18		BK-05	\$ 894	17		BK-05	\$ 894	17
	BK-10	\$ 1142	18		BK-10	\$ 894	17		BK-10	\$ 894	17
	BKBC	\$ 1132	18		BKBC	\$ 884	17		BKBC	\$ 884	17
	BKBC-05	\$ 1142	18		BKBC-05	\$ 894	17		BKBC-05	\$ 894	17
	BKBC-10	\$ 1142	18		BKBC-10	\$ 894	17		BKBC-10	\$ 894	17
	BKBG	\$ 1132	18		BKBG	\$ 884	17		BKBG	\$ 884	17
	BKBG-05	\$ 1142	18		BKBG-05	\$ 894	17		BKBG-05	\$ 894	17
	BKBG-10	\$ 1142	18		BKBG-10	\$ 894	17		BKBG-10	\$ 894	17
	BKC	\$ 1132	18		BKC	\$ 884	17		BKC	\$ 884	17
	BKC-05	\$ 1142	18		BKC-05	\$ 894	17		BKC-05	\$ 894	17
	BKC-10	\$ 1142	18		BKC-10	\$ 894	17		BKC-10	\$ 894	17
	C	\$ 905	18		C	\$ 701	17		C	\$ 701	17
	C-05	\$ 916	18		C-05	\$ 711	17		C-05	\$ 711	17
	C-10	\$ 916	18		C-10	\$ 711	17		C-10	\$ 711	17
	CBK	\$ 905	18		CBK	\$ 701	17		CBK	\$ 701	17
	CBK-05	\$ 916	18		CBK-05	\$ 711	17		CBK-05	\$ 711	17
	CBK-10	\$ 916	18		CBK-10	\$ 711	17		CBK-10	\$ 711	17

NUMERICAL INDEX

PRODUCT CODE	COLOR	USD PRICE	PAGE	PRODUCT CODE	COLOR	USD PRICE	PAGE	PRODUCT CODE	COLOR	USD PRICE	PAGE
CIS00LN	BC	\$ 938	17	CIS01	BC	\$ 1002	17	CIS01KN	BC	\$ 1002	17
	BC-05	\$ 948	17		BC-05	\$ 1014	17		BC-05	\$ 1014	17
	BC-10	\$ 948	17		BC-10	\$ 1014	17		BC-10	\$ 1014	17
	BCBK	\$ 938	17		BCBK	\$ 1002	17		BCBK	\$ 1002	17
	BCBK-05	\$ 948	17		BCBK-05	\$ 1014	17		BCBK-05	\$ 1014	17
	BCBK-10	\$ 948	17		BCBK-10	\$ 1014	17		BCBK-10	\$ 1014	17
	BG	\$ 938	17		BG	\$ 1002	17		BG	\$ 1002	17
	BG-05	\$ 948	17		BG-05	\$ 1014	17		BG-05	\$ 1014	17
	BG-10	\$ 948	17		BG-10	\$ 1014	17		BG-10	\$ 1014	17
	BGBK	\$ 938	17		BGBK	\$ 1002	17		BGBK	\$ 1002	17
	BGBK-05	\$ 948	17		BGBK-05	\$ 1014	17		BGBK-05	\$ 1014	17
	BGBK-10	\$ 948	17		BGBK-10	\$ 1014	17		BGBK-10	\$ 1014	17
	BK	\$ 884	17		BK	\$ 927	17		BK	\$ 927	17
	BK-05	\$ 894	17		BK-05	\$ 938	17		BK-05	\$ 938	17
	BK-10	\$ 894	17		BK-10	\$ 938	17		BK-10	\$ 938	17
	BKBC	\$ 884	17		BKBC	\$ 927	17		BKBC	\$ 927	17
	BKBC-05	\$ 894	17		BKBC-05	\$ 938	17		BKBC-05	\$ 938	17
	BKBC-10	\$ 894	17		BKBC-10	\$ 938	17		BKBC-10	\$ 938	17
	BKBG	\$ 884	17		BKBG	\$ 927	17		BKBG	\$ 927	17
	BKBG-05	\$ 894	17		BKBG-05	\$ 938	17		BKBG-05	\$ 938	17
	BKBG-10	\$ 894	17		BKBG-10	\$ 938	17		BKBG-10	\$ 938	17
	BKC	\$ 884	17		BKC	\$ 927	17		BKC	\$ 927	17
	BKC-05	\$ 894	17		BKC-05	\$ 938	17		BKC-05	\$ 938	17
	BKC-10	\$ 894	17		BKC-10	\$ 938	17		BKC-10	\$ 938	17
	C	\$ 701	17		C	\$ 732	17		C	\$ 732	17
	C-05	\$ 711	17		C-05	\$ 744	17		C-05	\$ 744	17
	C-10	\$ 711	17		C-10	\$ 744	17		C-10	\$ 744	17
	CBK	\$ 701	17		CBK	\$ 732	17		CBK	\$ 732	17
	CBK-05	\$ 711	17		CBK-05	\$ 744	17		CBK-05	\$ 744	17
	CBK-10	\$ 711	17		CBK-10	\$ 744	17		CBK-10	\$ 744	17

NUMERICAL INDEX

PRODUCT CODE	COLOR	USD PRICE	PAGE	PRODUCT CODE	COLOR	USD PRICE	PAGE	PRODUCT CODE	COLOR	USD PRICE	PAGE	
CIS01LN	BC	\$ 1002	17	CS06	BN	\$ 883	303	CSTM51	BN	\$ 430	305	
	BC-05	\$ 1014	17		C	\$ 646	303		BN-EX	\$ 430	305	
	BC-10	\$ 1014	17	CS10	BN	\$ 941	302		BN-SPEX	\$ 430	305	
	BCBK	\$ 1002	17		BN-EX	\$ 941	302		C	\$ 335	305	
	BCBK-05	\$ 1014	17		BN-SPEX	\$ 941	302		C-EX	\$ 335	305	
	BCBK-10	\$ 1014	17		C	\$ 670	302		C-SPEX	\$ 335	305	
	BG	\$ 1002	17		C-EX	\$ 670	302	CSTM57	C	\$ 824	311	
	BG-05	\$ 1014	17		C-SPEX	\$ 670	302		CSTM77	C	\$ 258	310, 394
	BG-10	\$ 1014	17	CS16	BN	\$ 1017	302	CSTM81		C	\$ 386	310, 394
	BGBK	\$ 1002	17		BN-EX	\$ 1017	302		CSTM83	BN	\$ 1284	308
	BGBK-05	\$ 1014	17		BN-SPEX	\$ 1017	302	C		\$ 1131	308	
	BGBK-10	\$ 1014	17		C	\$ 746	302	CSTM88	BN	\$ 1164	308	
	BK	\$ 927	17		C-EX	\$ 746	302		C	\$ 1013	308	
	BK-05	\$ 938	17		C-SPEX	\$ 746	302	CSTQ57	C	\$ 824	311	
	BK-10	\$ 938	17	CS39	BN	\$ 1884	304		CY101	C	\$ 694	12
	BKBC	\$ 927	17		BN-EX	\$ 1884	304	C-10		\$ 706	12	
	BKBC-05	\$ 938	17		BN-SPEX	\$ 1884	304	C-15		\$ 706	12	
	BKBC-10	\$ 938	17		C	\$ 1412	304	SS		\$ 882	12	
	BKBG	\$ 927	17		C-EX	\$ 1412	304	SS-10		\$ 892	12	
	BKBG-05	\$ 938	17		C-SPEX	\$ 1412	304	SS-15		\$ 892	12	
	BKBG-10	\$ 938	17	CSTM20	BN	\$ 210	310	CY601	C	\$ 667	12	
	BKC	\$ 927	17		C	\$ 163	310		C-10	\$ 678	12	
	BKC-05	\$ 938	17	CSTM23	BN	\$ 588	306		C-15	\$ 678	12	
	BKC-10	\$ 938	17		BN-EX	\$ 588	306		SS	\$ 882	12	
	C	\$ 732	17		BN-SPEX	\$ 588	306		SS-10	\$ 892	12	
	C-05	\$ 744	17		C	\$ 517	306		SS-15	\$ 892	12	
	C-10	\$ 744	17		C-EX	\$ 517	306	DB140	C	\$ 81	415	
	CBK	\$ 732	17		C-SPEX	\$ 517	306		DB150	BG	\$ 58	23, 415
	CBK-05	\$ 744	17	CSTM44	BN	\$ 588	306	BK		\$ 58	23, 415	
	CBK-10	\$ 744	17		BN-EX	\$ 588	306	BN		\$ 53	23, 415	
	CL01	BN	\$ 529		301	BN-SPEX	\$ 588	306		C	\$ 35	23, 415
		BN-05	\$ 541		301	C	\$ 517	306		PN	\$ 53	23, 415
		BN-10	\$ 541		301	C-EX	\$ 517	306		DB160	BC	\$ 81
		C	\$ 375		301	C-SPEX	\$ 517	306	BG		\$ 81	23, 415
		C-05	\$ 386	301	CSTM45	BN	\$ 646	307	BK		\$ 81	23, 415
		C-10	\$ 386	301		BN-EX	\$ 646	307	BN		\$ 68	23, 415
	CS00	BN	\$ 358	301		BN-SPEX	\$ 646	307	C		\$ 46	23, 415
		BN-05	\$ 370	301		C	\$ 571	307	PN		\$ 68	23, 415
BN-10		\$ 370	301	C-EX		\$ 571	307	DB170	BN	\$ 68	23, 415	
C		\$ 247	301	C-SPEX		\$ 571	307		C	\$ 50	23, 415	
C-05		\$ 258	301	CSTM46	BN	\$ 1164	308	PN	\$ 68	23, 415		
C-10		\$ 258	301		C	\$ 1013	308	DL140	C	\$ 81	416	
CS01	BN	\$ 400	301	CSTM47	BN	\$ 646	307		DL150	BN	\$ 53	23, 416
	BN-05	\$ 411	301		BN-EX	\$ 646	307	C		\$ 35	23, 416	
	BN-10	\$ 411	301		BN-SPEX	\$ 646	307					
	C	\$ 270	301		C	\$ 571	307					
	C-05	\$ 281	301		C-EX	\$ 571	307					
	C-10	\$ 281	301		C-SPEX	\$ 571	307					

NUMERICAL INDEX

PRODUCT CODE	COLOR	USD PRICE	PAGE	PRODUCT CODE	COLOR	USD PRICE	PAGE	PRODUCT CODE	COLOR	USD PRICE	PAGE
DL160	BC	\$ 81	23, 416	ED05L	BN	\$ 736	285	ED101	C	\$ 623	11
	BG	\$ 81	23, 416		C	\$ 600	285		C-10	\$ 635	11
	BK	\$ 81	23, 416		PN	\$ 736	285		C-15	\$ 635	11
	BN	\$ 68	23, 416	ED05+	BN	\$ 736	285		SS	\$ 859	11
	C	\$ 46	23, 416		C	\$ 600	285		SS-10	\$ 870	11
DL170	BN	\$ 124	24, 416	PN	\$ 736	285	SS-15	\$ 870	11		
	C	\$ 85	24, 416	ED06L	BN	\$ 883	285	ED12L	BN	\$ 870	284
	PN	\$ 124	24, 416		C	\$ 646	285		C	\$ 659	284
D0170	BN	\$ 54	24, 416		PN	\$ 883	285		PN	\$ 870	284
	C	\$ 33	24, 416	ED06+	BN	\$ 883	285	ED12+	BN	\$ 870	284
ED00	BN	\$ 406	283		C	\$ 646	285		C	\$ 659	284
	BN-05	\$ 416	283		PN	\$ 883	285		PN	\$ 870	284
	BN-10	\$ 416	283	ED08L	BN	\$ 571	283	ED16	BN	\$ 941	284
	C	\$ 270	283		BN-05	\$ 583	283		BN-EX	\$ 941	284
	C-05	\$ 281	283		BN-10	\$ 583	283		BN-SPEX	\$ 941	284
	C-10	\$ 281	283		C	\$ 457	283		C	\$ 729	284
	PN	\$ 406	283		C-05	\$ 468	283		C-EX	\$ 729	284
	PN-05	\$ 416	283		C-10	\$ 468	283		C-SPEX	\$ 729	284
	PN-10	\$ 416	283		PN	\$ 571	283		PN	\$ 941	284
	ED01	BN	\$ 448		283	PN-05	\$ 583		283	PN-EX	\$ 941
BN-05		\$ 458	283		PN-10	\$ 583	283		PN-SPEX	\$ 941	284
BN-10		\$ 458	283		ED08+	BN	\$ 571		283	ED601	C
C		\$ 294	283	BN-05		\$ 583	283	C-10	\$ 612		12
C-05		\$ 305	283	BN-10		\$ 583	283	C-15	\$ 612		12
C-10		\$ 305	283	C		\$ 457	283	SS	\$ 824		12
PN		\$ 448	283	C-05		\$ 468	283	SS-10	\$ 836		12
PN-05		\$ 458	283	C-10		\$ 468	283	SS-15	\$ 836	12	
PN-10		\$ 458	283	PN		\$ 571	283	ED701	C	\$ 247	12
ED03L		BN	\$ 736	283		PN-05	\$ 583		283	C-10	\$ 258
	BN-05	\$ 748	283	PN-10		\$ 583	283		SS	\$ 365	12
	BN-10	\$ 748	283	ED09L		BN	\$ 1000		286	SS-10	\$ 375
	C	\$ 600	283		C	\$ 824	286		ED80	BN	\$ 222
	C-05	\$ 612	283		PN	\$ 1000	286	C		\$ 162	299, 412
	C-10	\$ 612	283		ED09+	BN	\$ 1000	286		PN	\$ 222
	PN	\$ 736	283			C	\$ 824	286	EDTM23	BN	\$ 635
	PN-05	\$ 748	283	PN		\$ 1000	286	BN-EX		\$ 635	288
	PN-10	\$ 748	283	ED10	BN	\$ 800	284	BN-SPEX		\$ 635	288
	ED03+	BN	\$ 736		283	BN-EX	\$ 800	284		C	\$ 541
BN-05		\$ 748	283		BN-SPEX	\$ 800	284	C-EX		\$ 541	288
BN-10		\$ 748	283		C	\$ 588	284	C-SPEX		\$ 541	288
C		\$ 600	283		C-EX	\$ 588	284	PN		\$ 635	288
C-05		\$ 612	283		C-SPEX	\$ 588	284	PN-EX		\$ 635	288
C-10		\$ 612	283		PN	\$ 800	284	PN-SPEX	\$ 635	288	
PN		\$ 736	283		PN-EX	\$ 800	284				
PN-05		\$ 748	283	PN-SPEX	\$ 800	284					
PN-10		\$ 748	283								

NUMERICAL INDEX

PRODUCT CODE	COLOR	USD PRICE	PAGE	PRODUCT CODE	COLOR	USD PRICE	PAGE	PRODUCT CODE	COLOR	USD PRICE	PAGE		
EDTM23+	BN	\$ 635	288	EDTM46+	BN	\$ 1216	290	EF03L	BN	\$ 1184	65		
	BN-EX	\$ 635	288		C	\$ 1059	290		BN-05	\$ 1195	65		
	BN-SPEX	\$ 635	288		PN	\$ 1216	290		BN-10	\$ 1195	65		
	C	\$ 541	288		EDTM47	BN	\$ 694		289	C	\$ 956	65	
	C-EX	\$ 541	288			BN-EX	\$ 694		289	C-05	\$ 968	65	
	C-SPEX	\$ 541	288			BN-SPEX	\$ 694		289	C-10	\$ 968	65	
	PN	\$ 635	288			C	\$ 588		289	PN	\$ 1184	65	
	PN-EX	\$ 635	288			C-EX	\$ 588		289	PN-05	\$ 1195	65	
	PN-SPEX	\$ 635	288			C-SPEX	\$ 588		289	PN-10	\$ 1195	65	
EDTM44	BN	\$ 635	288	PN		\$ 694	289		EF03+	BN	\$ 1184	65	
	BN-EX	\$ 635	288	PN-EX		\$ 694	289	BN-05		\$ 1195	65		
	BN-SPEX	\$ 635	288	PN-SPEX		\$ 694	289	BN-10		\$ 1195	65		
	C	\$ 541	288	EDTM47+	BN	\$ 694	289	C		\$ 956	65		
	C-EX	\$ 541	288		BN-EX	\$ 694	289	C-05		\$ 968	65		
	C-SPEX	\$ 541	288		BN-SPEX	\$ 694	289	C-10		\$ 968	65		
	PN	\$ 635	288		C	\$ 588	289	PN		\$ 1184	65		
	PN-EX	\$ 635	288		C-EX	\$ 588	289	PN-05		\$ 1195	65		
	PN-SPEX	\$ 635	288		C-SPEX	\$ 588	289	PN-10		\$ 1195	65		
EDTM44+	BN	\$ 635	288		PN	\$ 694	289	EF05L		BN	\$ 1184	66	
	BN-EX	\$ 635	288		PN-EX	\$ 694	289		C	\$ 956	66		
	BN-SPEX	\$ 635	288		PN-SPEX	\$ 694	289		PN	\$ 1184	66		
	C	\$ 541	288	EDTM51	BN	\$ 430	287		EF05+	BN	\$ 1184	66	
	C-EX	\$ 541	288		BN-EX	\$ 430	287			C	\$ 956	66	
	C-SPEX	\$ 541	288		BN-SPEX	\$ 430	287			PN	\$ 1184	66	
	PN	\$ 635	288		C	\$ 335	287			EF08L	BN	\$ 1197	66
	PN-EX	\$ 635	288		C-EX	\$ 335	287				BN-05	\$ 1209	66
	PN-SPEX	\$ 635	288		C-SPEX	\$ 335	287				BN-10	\$ 1209	66
EDTM45	BN	\$ 694	289		PN	\$ 430	287				C	\$ 935	66
	BN-EX	\$ 694	289		PN-EX	\$ 430	287	C-05			\$ 946	66	
	BN-SPEX	\$ 694	289		PN-SPEX	\$ 430	287	C-10			\$ 946	66	
	C	\$ 588	289	EDTM83	BN	\$ 1366	291	PN			\$ 1197	66	
	C-EX	\$ 588	289		C	\$ 1178	291	PN-05	\$ 1209		66		
	C-SPEX	\$ 588	289		EDTM83+	BN	\$ 1366	291	PN-10		\$ 1209	66	
	PN	\$ 694	289			C	\$ 1178	291	EF08+		BN	\$ 1197	66
	PN-EX	\$ 694	289		EDTM88	BN	\$ 1216	290		BN-05	\$ 1209	66	
	PN-SPEX	\$ 694	289			C	\$ 1059	290		BN-10	\$ 1209	66	
EDTM45+	BN	\$ 694	289			PN	\$ 1216	290		C	\$ 935	66	
	BN-EX	\$ 694	289		EDTM88+	BN	\$ 1216	290		C-05	\$ 946	66	
	BN-SPEX	\$ 694	289			C	\$ 1059	290		C-10	\$ 946	66	
	C	\$ 588	289	PN		\$ 1216	290	PN		\$ 1197	66		
	C-EX	\$ 588	289	EFO	BN	\$ 104	74, 427	PN-05		\$ 1209	66		
	C-SPEX	\$ 588	289		C	\$ 72	74, 427	PN-10		\$ 1209	66		
	PN	\$ 694	289		PN	\$ 104	74, 427	EF09L		BN	\$ 1317	66	
	PN-EX	\$ 694	289	EDTM46	EF09+	BN	\$ 1317		66	C	\$ 1082	66	
	PN-SPEX	\$ 694	289			C	\$ 1082		66	PN	\$ 1317	66	
BN	\$ 1216	290	PN			\$ 1317	66						
C	\$ 1059	290											
PN	\$ 1216	290											

NUMERICAL INDEX

PRODUCT CODE	COLOR	USD PRICE	PAGE	PRODUCT CODE	COLOR	USD PRICE	PAGE	PRODUCT CODE	COLOR	USD PRICE	PAGE
EF12L	BN	\$ 1889	66	EF5	BN	\$ 226	74, 427	EQ10	BK	\$ 951	270
	C	\$ 1448	66		C	\$ 159	74, 427		BK-EX	\$ 951	270
	PN	\$ 1889	66		PN	\$ 226	74, 427		BK-SPEX	\$ 951	270
EF12+	BN	\$ 1889	66	EF51	BN	\$ 535	67		BN	\$ 905	270
	C	\$ 1448	66		BN-EX	\$ 535	67		BN-EX	\$ 905	270
	PN	\$ 1889	66		BN-SPEX	\$ 535	67		BN-SPEX	\$ 905	270
EF23	BN	\$ 730	68		C	\$ 411	67		C	\$ 706	270
	BN-EX	\$ 730	68		C-EX	\$ 411	67		C-EX	\$ 706	270
	BN-SPEX	\$ 730	68		C-SPEX	\$ 411	67		C-SPEX	\$ 706	270
	C	\$ 629	68		PN	\$ 535	67		EQ11	BK	\$ 589
	C-EX	\$ 629	68	PN-EX	\$ 535	67	BK-05	\$ 599		269	
	C-SPEX	\$ 629	68	PN-SPEX	\$ 535	67	BK-10	\$ 599		269	
	PN	\$ 730	68	EF7	BN	\$ 173	74, 427	C		\$ 470	269
	PN-EX	\$ 730	68		C	\$ 114	74, 427	C-05		\$ 482	269
PN-SPEX	\$ 730	68	PN		\$ 173	74, 427	C-10	\$ 482	269		
EF3	BN	\$ 168	74, 427	EF80	BN	\$ 326	77, 412	EQ16	BK	\$ 1065	270
	C	\$ 114	74, 427		C	\$ 251	77, 412		BK-EX	\$ 1065	270
	PN	\$ 168	74, 427		PN	\$ 326	77, 412		BK-SPEX	\$ 1065	270
EF44	BN	\$ 730	68	EF83	BN	\$ 1531	70		BN	\$ 1014	270
	BN-EX	\$ 730	68		C	\$ 1330	70		BN-EX	\$ 1014	270
	BN-SPEX	\$ 730	68		PN	\$ 1531	70		BN-SPEX	\$ 1014	270
	C	\$ 629	68	EF88	BN	\$ 1354	70		C	\$ 777	270
	C-EX	\$ 629	68		C	\$ 1178	70		C-EX	\$ 777	270
	C-SPEX	\$ 629	68		PN	\$ 1354	70		C-SPEX	\$ 777	270
	PN	\$ 730	68	EL01	BN	\$ 1022	65		EQ21	C	\$ 1131
	PN-EX	\$ 730	68		BN-05	\$ 1033	65	EQ23		BK	\$ 690
PN-SPEX	\$ 730	68	BN-10		\$ 1033	65	BK-EX		\$ 690	273	
EF45	BN	\$ 791	69		C	\$ 737	65		BK-SPEX	\$ 690	273
	BN-EX	\$ 791	69		C-05	\$ 749	65		BN	\$ 657	273
	BN-SPEX	\$ 791	69		C-10	\$ 749	65		BN-EX	\$ 657	273
	C	\$ 679	69		PN	\$ 1022	65		BN-SPEX	\$ 657	273
	C-EX	\$ 679	69		PN-05	\$ 1033	65		C	\$ 541	273
	C-SPEX	\$ 679	69	PN-10	\$ 1033	65	C-EX		\$ 541	273	
	PN	\$ 791	69	EQ08	BK	\$ 656	269		C-SPEX	\$ 541	273
	PN-EX	\$ 791	69		BK-05	\$ 667	269		EQ39	BK	\$ 2425
PN-SPEX	\$ 791	69	BK-10		\$ 667	269	BK-EX	\$ 2425		271	
EF46	BN	\$ 1354	70		BN	\$ 624	269	BK-SPEX		\$ 2425	271
	C	\$ 1178	70		BN-05	\$ 636	269	BN		\$ 2309	271
	PN	\$ 1354	70		BN-10	\$ 636	269	BN-EX		\$ 2309	271
EF47	BN	\$ 791	69		C	\$ 514	269	BN-SPEX		\$ 2309	271
	BN-EX	\$ 791	69		C-05	\$ 525	269	C		\$ 1766	271
	BN-SPEX	\$ 791	69	C-10	\$ 525	269	C-EX	\$ 1766		271	
	C	\$ 679	69				C-SPEX	\$ 1766		271	
	C-EX	\$ 679	69								
	C-SPEX	\$ 679	69								
	PN	\$ 791	69								
	PN-EX	\$ 791	69								
PN-SPEX	\$ 791	69									

NUMERICAL INDEX

PRODUCT CODE	COLOR	USD PRICE	PAGE	PRODUCT CODE	COLOR	USD PRICE	PAGE	PRODUCT CODE	COLOR	USD PRICE	PAGE	
EQ44	BK	\$ 690	273	EQL01	BK	\$ 589	269	EXTTU33	BN	\$ 99	98, 176, 205, 239, 285, 303, 417	
	BK-EX	\$ 690	273		BK-05	\$ 599	269		C	\$ 84	98, 176, 205, 239, 285, 303, 417	
	BK-SPEX	\$ 690	273		BK-10	\$ 599	269	FI08L	BN	\$ 612	237	
	BN	\$ 657	273		BN	\$ 560	269		BN-05	\$ 623	237	
	BN-EX	\$ 657	273		BN-05	\$ 571	269		BN-10	\$ 623	237	
	BN-SPEX	\$ 657	273		BN-10	\$ 571	269		C	\$ 479	237	
	C	\$ 541	273		C	\$ 470	269		C-05	\$ 490	237	
	C-EX	\$ 541	273		C-05	\$ 482	269		C-10	\$ 490	237	
	C-SPEX	\$ 541	273		C-10	\$ 482	269	FI08+	BN	\$ 612	237	
EQ45	BK	\$ 747	274	EQS00	BK	\$ 441	269		BN-05	\$ 623	237	
	BK-EX	\$ 747	274		BK-05	\$ 452	269		BN-10	\$ 623	237	
	BK-SPEX	\$ 747	274		BK-10	\$ 452	269		C	\$ 479	237	
	BN	\$ 711	274		BN	\$ 420	269		C-05	\$ 490	237	
	BN-EX	\$ 711	274		BN-05	\$ 430	269		C-10	\$ 490	237	
	BN-SPEX	\$ 711	274		BN-10	\$ 430	269	FI12L	BN	\$ 995	238	
	C	\$ 588	274		C	\$ 329	269		C	\$ 718	238	
	C-EX	\$ 588	274		C-05	\$ 341	269		FI12+	BN	\$ 995	238
	C-SPEX	\$ 588	274		C-10	\$ 341	269			C	\$ 718	238
EQ46	BN	\$ 1122	275	EQS01	BK	\$ 475	269		FR08	BN	\$ 640	321
	C	\$ 1059	275		BK-05	\$ 486	269			BN-05	\$ 652	321
EQ47	BK	\$ 747	274		BK-10	\$ 486	269	BN-10		\$ 652	321	
	BK-EX	\$ 747	274		BN	\$ 453	269	C		\$ 514	321	
	BK-SPEX	\$ 747	274		BN-05	\$ 463	269	C-05		\$ 525	321	
	BN	\$ 711	274		BN-10	\$ 463	269	C-10		\$ 525	321	
	BN-EX	\$ 711	274		C	\$ 353	269	FR10	BN	\$ 995	322	
	BN-SPEX	\$ 711	274		C-05	\$ 365	269		BN-10	\$ 1005	322	
	C	\$ 588	274		C-10	\$ 365	269		BN-EX	\$ 995	322	
	C-EX	\$ 588	274	ES00	BN	\$ 713	65		BN-SPEX	\$ 995	322	
	C-SPEX	\$ 588	274		BN-05	\$ 726	65		C	\$ 775	322	
EQ51	BK	\$ 464	272		BN-10	\$ 726	65		C-10	\$ 785	322	
	BK-EX	\$ 464	272		C	\$ 517	65	C-EX	\$ 775	322		
	BK-SPEX	\$ 464	272		C-05	\$ 529	65	C-SPEX	\$ 775	322		
	BN	\$ 441	272		C-10	\$ 529	65	FR16	BN	\$ 1115	322	
	BN-EX	\$ 441	272		PN	\$ 713	65		BN-10	\$ 1125	322	
	BN-SPEX	\$ 441	272		PN-05	\$ 726	65		BN-EX	\$ 1115	322	
	C	\$ 335	272		PN-10	\$ 726	65		BN-SPEX	\$ 1115	322	
	C-EX	\$ 335	272	ES01	BN	\$ 755	65		C	\$ 855	322	
	C-SPEX	\$ 335	272		BN-05	\$ 767	65		C-10	\$ 865	322	
EQ80	BK	\$ 316	282, 412		BN-10	\$ 767	65	C-EX	\$ 855	322		
	BN	\$ 301	282, 412		C	\$ 541	65	C-SPEX	\$ 855	322		
	C	\$ 235	282, 412		C-05	\$ 552	65	FR23	BN	\$ 721	325	
EQ83	BN	\$ 1348	275		C-10	\$ 552	65		BN-EX	\$ 721	325	
	C	\$ 1178	275		PN	\$ 755	65		BN-SPEX	\$ 721	325	
EQ88	BN	\$ 1122	275		PN-05	\$ 767	65		C	\$ 595	325	
	C	\$ 1059	275		PN-10	\$ 767	65		C-EX	\$ 595	325	
							C-SPEX		\$ 595	325		
				EXTT77	C	\$ 66	310, 394					

NUMERICAL INDEX

PRODUCT CODE	COLOR	USD PRICE	PAGE	PRODUCT CODE	COLOR	USD PRICE	PAGE	PRODUCT CODE	COLOR	USD PRICE	PAGE
FR39	BN	\$ 2539	323	GL01	C	\$ 434	355	GN23	BN	\$ 635	242
	BN-10	\$ 2549	325		C-05	\$ 448	355		BN-EX	\$ 635	242
	BN-EX	\$ 2539	325		C-10	\$ 448	355		BN-SPEX	\$ 635	242
	BN-SPEX	\$ 2539	325	GN06L	BN	\$ 883	239		C	\$ 552	242
	C	\$ 1940	323		C	\$ 646	239		C-EX	\$ 552	242
	C-10	\$ 1950	323		CW	\$ 646	239		C-SPEX	\$ 552	242
	C-EX	\$ 1940	323		PN	\$ 883	239		PN	\$ 635	242
	FR45	BN	\$ 782	326	GN06+	BN	\$ 883		239	PN-EX	\$ 635
BN-EX		\$ 782	326	C		\$ 646	239	PN-SPEX	\$ 635	242	
BN-SPEX		\$ 782	326	PN		\$ 883	239	GN23+	BN	\$ 635	242
C		\$ 646	326	GN08L	BN	\$ 658	237		BN-EX	\$ 635	242
C-EX		\$ 646	326		BN-05	\$ 669	237		BN-SPEX	\$ 635	242
C-SPEX		\$ 646	326		BN-10	\$ 669	237		C	\$ 552	242
FR46	BN	\$ 1235	327		C	\$ 525	237		C-EX	\$ 552	242
	C	\$ 1165	327		C-05	\$ 536	237		C-SPEX	\$ 552	242
FR51	BN	\$ 405	324		C-10	\$ 536	237		PN	\$ 635	242
	BN-EX	\$ 405	324		CW	\$ 525	237		PN-EX	\$ 635	242
	BN-SPEX	\$ 405	324		CW-05	\$ 536	237	PN-SPEX	\$ 635	242	
	C	\$ 368	324	CW-10	\$ 536	237	GN44	BN	\$ 635	242	
	C-EX	\$ 368	324	PN	\$ 658	237		BN-EX	\$ 635	242	
	C-SPEX	\$ 368	324	PN-05	\$ 669	237		BN-SPEX	\$ 635	242	
FR80	BN	\$ 360	334	PN-10	\$ 669	237		C	\$ 552	242	
	C	\$ 282	334	GN08+	BN	\$ 658		237	C-EX	\$ 552	242
FR83	BN	\$ 1482	327		BN-05	\$ 669		237	C-SPEX	\$ 552	242
	C	\$ 1295	327		BN-10	\$ 669		237	PN	\$ 635	242
FR88	BN	\$ 1235	327		C	\$ 525		237	PN-EX	\$ 635	242
	C	\$ 1165	327		C-05	\$ 536	237	PN-SPEX	\$ 635	242	
FRL01	BN	\$ 623	321		C-10	\$ 536	237	GN44+	BN	\$ 635	242
	BN-05	\$ 636	321		PN	\$ 658	237		BN-EX	\$ 635	242
	BN-10	\$ 636	321		PN-05	\$ 669	237		BN-SPEX	\$ 635	242
	C	\$ 507	321	PN-10	\$ 669	237	C		\$ 552	242	
	C-05	\$ 518	321	GN09L	BN	\$ 1031	240		C-EX	\$ 552	242
	C-10	\$ 518	321		C	\$ 844	240		C-SPEX	\$ 552	242
FRS00	BN	\$ 412	321		CW	\$ 844	240		PN	\$ 635	242
	BN-05	\$ 424	321		PN	\$ 1031	240		PN-EX	\$ 635	242
	BN-10	\$ 424	321	GN09+	BN	\$ 1000	240	PN-SPEX	\$ 635	242	
	C	\$ 329	321		C	\$ 824	240	GN45	BN	\$ 706	243
	C-05	\$ 341	321		PN	\$ 1000	240		BN-EX	\$ 706	243
	C-10	\$ 341	321		GN12L	BN	\$ 1059		238	BN-SPEX	\$ 706
FRS01	BN	\$ 434	321	C		\$ 808	238		C	\$ 606	243
	BN-05	\$ 448	321	CW		\$ 808	238		C-EX	\$ 606	243
	BN-10	\$ 448	321	PN		\$ 1059	238		C-SPEX	\$ 606	243
	C	\$ 353	321	GN12+	BN	\$ 1059	238		PN	\$ 706	243
	C-05	\$ 365	321		C	\$ 808	238		PN-EX	\$ 706	243
	C-10	\$ 365	321		PN	\$ 1059	238	PN-SPEX	\$ 706	243	

NUMERICAL INDEX

PRODUCT CODE	COLOR	USD PRICE	PAGE	PRODUCT CODE	COLOR	USD PRICE	PAGE	PRODUCT CODE	COLOR	USD PRICE	PAGE			
GN45+	BN	\$ 706	243	GN83+	BN	\$ 1366	245	GS83	C	\$ 1131	364			
	BN-EX	\$ 706	243		GN88	C	\$ 1178	245	GS88	C	\$ 1013	364		
	BN-SPEX	\$ 706	243			GN88+	PN	\$ 1366	245	GS93	C	\$ 436	361	
	C	\$ 606	243	BN			\$ 1216	244	C-EX		\$ 436	361		
	C-EX	\$ 606	243	C	\$ 1059		244	C-SPEX	\$ 436		361			
	C-SPEX	\$ 606	243	GS00	PN	\$ 1216	244	GS94	C	\$ 436	361			
	PN	\$ 706	243		BN	\$ 1216	244		C-EX	\$ 436	361			
	PN-EX	\$ 706	243		C	\$ 999	244		C-SPEX	\$ 436	361			
	PN-SPEX	\$ 706	243	GS01	PN	\$ 1216	244	GS95	C	\$ 486	363			
GN46	BN	\$ 1216	244		C	\$ 281	355		C-EX	\$ 486	363			
	C	\$ 1059	244		C-05	\$ 294	355		C-SPEX	\$ 486	363			
	PN	\$ 1216	244		C-10	\$ 294	355	GS97	C	\$ 486	363			
GN46+	BN	\$ 1216	244	GS10	C	\$ 305	355		C-EX	\$ 486	363			
	C	\$ 1059	244		C-05	\$ 317	355		C-SPEX	\$ 486	363			
	PN	\$ 1216	244		C-10	\$ 317	355	HU0	BN	\$ 105	249, 296, 432			
GN47	BN	\$ 717	243		GS11	C	\$ 629		356	C	\$ 76	249, 296, 432		
	BN-EX	\$ 706	243	GS16		C-EX	\$ 629		356	BN	\$ 173	249, 296, 432		
	BN-SPEX	\$ 706	243			C	\$ 417	355	C	\$ 134	249, 296, 432			
	C	\$ 606	243		C-05	\$ 430	355	PN	\$ 173	249, 296, 432				
	C-EX	\$ 606	243	GS21	C-10	\$ 430	355	HU5	BN	\$ 222	249, 296, 432			
	C-SPEX	\$ 606	243		GS23	C	\$ 705		356	C	\$ 163	249, 296, 432		
	PN	\$ 717	243			C-EX	\$ 705		356	PN	\$ 222	249, 296, 432		
	PN-EX	\$ 706	243	C-SPEX		\$ 705	356	HU6	BN	\$ 334	249, 296, 432			
	PN-SPEX	\$ 706	243	GS29	GS39	C	\$ 1000		356	C	\$ 253	249, 296, 432		
GN47+	BN	\$ 706	243			GS44	C		\$ 517	360	PN	\$ 334	249, 296, 432	
	BN-EX	\$ 706	243				GS45	C-EX	\$ 517	360	HU7	BN	\$ 116	249, 296, 432
	BN-SPEX	\$ 706	243	GS46	C-SPEX			\$ 517	360	C		\$ 88	249, 296, 432	
	C	\$ 606	243		GS47	C		\$ 740	357	PN		\$ 116	249, 296, 432	
	C-EX	\$ 606	243			GS51	GS55	C	\$ 1236	357	BN	\$ 92	195, 350, 430	
	C-SPEX	\$ 606	243	GS71				C-EX	\$ 1236	357	C	\$ 65	168, 195, 350, 430	
	PN	\$ 706	243		GS83			C-SPEX	\$ 1236	357	KS0	BN	\$ 124	195, 350, 430
	PN-EX	\$ 706	243			GS88	C	\$ 517	360	C		\$ 91	168, 195, 350, 430	
	PN-SPEX	\$ 706	243	GS93			C-EX	\$ 517	360	KS3		BN	\$ 221	195, 350, 430
GN51	BN	\$ 442	241		GS94		C-SPEX	\$ 517	360		C	\$ 169	168, 195, 350, 430	
	BN-EX	\$ 442	241			GS95	C	\$ 571	362		KS5	BN	\$ 340	195, 350, 430
	BN-SPEX	\$ 442	241	GS97			C-EX	\$ 571	362	C		\$ 260	168, 195, 350, 430	
	C	\$ 353	241		HU0		C-SPEX	\$ 571	362	KS6		BN	\$ 124	195, 350, 430
	C-EX	\$ 353	241			HU3	C	\$ 1013	364		C	\$ 96	168, 195, 350, 430	
	C-SPEX	\$ 353	241	HU5			HU6	C	\$ 571		362	KS7	BN	\$ 470
	CW	\$ 353	241		HU7			KS0	C-EX	\$ 571	362		C	\$ 353
	CW-EX	\$ 353	241			KS3			KS5	C-SPEX	\$ 571		362	KS9
	CW-SPEX	\$ 353	241	KS5			KS6			C	\$ 335	358	C	
PN	\$ 442	241	KS6		KS7			C-EX		\$ 335	358	KS9	BN	
PN-EX	\$ 442	241				KS7		KS8	C-SPEX	\$ 335	358		C	\$ 353
PN-SPEX	\$ 442	241		KS8			KS9		C	\$ 235	359		C	\$ 353
GN83	BN	\$ 1366	245		KS9				KS0	C-EX	\$ 235	359	C	\$ 353
	C	\$ 1178	245			KS3		KS5		C-SPEX	\$ 235	359	C	\$ 353
	PN	\$ 1366	245	KS5			KS6			C	\$ 235	359	C	\$ 353

NUMERICAL INDEX

PRODUCT CODE	COLOR	USD PRICE	PAGE	PRODUCT CODE	COLOR	USD PRICE	PAGE	PRODUCT CODE	COLOR	USD PRICE	PAGE
LK101	BG	\$ 1131	10	MM6	BG	\$ 455	46, 424	MMRD08L	BG	\$ 1206	33
	BG-10	\$ 1141	10		BK	\$ 455	46, 424		BG-05	\$ 1217	33
	BG-15	\$ 1141	10		BN	\$ 377	46, 424		BG-10	\$ 1217	33
	BK	\$ 1131	10		C	\$ 287	46, 424		BGBK	\$ 1206	33
	BK-10	\$ 1141	10		PN	\$ 377	46, 424		BGBK-05	\$ 1217	33
	BK-15	\$ 1141	10	MM7	BG	\$ 159	46, 424		BGBK-10	\$ 1217	33
	C	\$ 825	10		BK	\$ 159	46, 424		BK	\$ 1206	33
	C-10	\$ 835	10		BN	\$ 133	46, 424		BK-05	\$ 1217	33
	C-15	\$ 835	10		C	\$ 100	46, 424		BK-10	\$ 1217	33
	SS	\$ 1088	10		PN	\$ 133	46, 424		BN	\$ 1106	33
	SS-10	\$ 1098	10	MMRD08J	BG	\$ 1206	33		BN-05	\$ 1118	33
	SS-15	\$ 1098	10		BG-05	\$ 1217	33		BN-10	\$ 1118	33
	MA06L	BN	\$ 846		238	BG-10	\$ 1217		33	BNBK	\$ 1106
C		\$ 619	238		BGBK	\$ 1206	33	BNBK-05	\$ 1118	33	
MA06+	BN	\$ 846	238		BGBK-05	\$ 1217	33	BNBK-10	\$ 1118	33	
	C	\$ 619	238		BGBK-10	\$ 1217	33	C	\$ 863	33	
MA08L	BN	\$ 612	237		BK	\$ 1206	33	C-05	\$ 873	33	
	BN-05	\$ 623	237		BK-05	\$ 1217	33	C-10	\$ 873	33	
	BN-10	\$ 623	237		BK-10	\$ 1217	33	CBK	\$ 863	33	
	C	\$ 479	237		BN	\$ 1106	33	CBK-05	\$ 873	33	
	C-05	\$ 490	237		BN-05	\$ 1118	33	CBK-10	\$ 873	33	
	C-10	\$ 490	237		BN-10	\$ 1118	33	PN	\$ 1106	33	
	MA08+	BN	\$ 612		237	BNBK	\$ 1106	33	PN-05	\$ 1118	33
BN-05		\$ 623	237	BNBK-05	\$ 1118	33	PN-10	\$ 1118	33		
BN-10		\$ 623	237	BNBK-10	\$ 1118	33	PNBK	\$ 1106	33		
C		\$ 479	237	C	\$ 863	33	PNBK-05	\$ 1118	33		
C-10		\$ 490	237	C-05	\$ 873	33	PNBK-10	\$ 1118	33		
MA09L	BN	\$ 1000	240	C-10	\$ 873	33					
	C	\$ 824	240	CBK	\$ 863	33					
MA09+	BN	\$ 1000	240	CBK-05	\$ 873	33					
	C	\$ 824	240	CBK-10	\$ 873	33					
MM0	BG	\$ 139	46, 424	PN	\$ 1106	33					
	BK	\$ 139	46, 424	PN-05	\$ 1118	33					
	BN	\$ 118	46, 424	PN-10	\$ 1118	33					
	C	\$ 86	46, 424	PNBK	\$ 1106	33					
	PN	\$ 118	46, 424	PNBK-05	\$ 1118	33					
MM3	BG	\$ 240	46, 424	PNBK-10	\$ 1118	33					
	BK	\$ 240	46, 424								
	BN	\$ 196	46, 424								
	C	\$ 151	46, 424								
	PN	\$ 196	46, 424								
MM5	BG	\$ 297	46, 424								
	BK	\$ 297	46, 424								
	BN	\$ 252	46, 424								
	C	\$ 186	46, 424								
	PN	\$ 252	46, 424								

NUMERICAL INDEX

PRODUCT CODE	COLOR	USD PRICE	PAGE	PRODUCT CODE	COLOR	USD PRICE	PAGE	PRODUCT CODE	COLOR	USD PRICE	PAGE	
MMRD08+	BG	\$ 1206	33	MMRD08X	BG	\$ 1206	33	MMRD09+	BG	\$ 1395	37	
	BG-05	\$ 1217	33		BG-05	\$ 1217	33		BGBK	\$ 1395	37	
	BG-10	\$ 1217	33		BG-10	\$ 1217	33		BK	\$ 1395	37	
	BGBK	\$ 1206	33		BGBK	\$ 1206	33		BN	\$ 1247	37	
	BGBK-05	\$ 1217	33		BGBK-05	\$ 1217	33		BNBK	\$ 1247	37	
	BGBK-10	\$ 1217	33		BGBK-10	\$ 1217	33		C	\$ 1187	37	
	BK	\$ 1206	33		BK	\$ 1206	33		CBK	\$ 1187	37	
	BK-05	\$ 1217	33		BK-05	\$ 1217	33		PN	\$ 1247	37	
	BK-10	\$ 1217	33		BK-10	\$ 1217	33		PNBK	\$ 1247	37	
	BN	\$ 1106	33		BN	\$ 1106	33		MMRD09X	BG	\$ 1395	37
	BN-05	\$ 1118	33		BN-05	\$ 1118	33			BGBK	\$ 1395	37
	BN-10	\$ 1118	33		BN-10	\$ 1118	33			BK	\$ 1395	37
	BNBK	\$ 1106	33		BNBK	\$ 1106	33			BN	\$ 1247	37
	BNBK-05	\$ 1118	33		BNBK-05	\$ 1118	33			BNBK	\$ 1247	37
	BNBK-10	\$ 1118	33		BNBK-10	\$ 1118	33			C	\$ 1187	37
	C	\$ 863	33		C	\$ 863	33			CBK	\$ 1187	37
	C-05	\$ 873	33		C-05	\$ 873	33			PN	\$ 1247	37
	C-10	\$ 873	33		C-10	\$ 873	33			PNBK	\$ 1247	37
	CBK	\$ 863	33		CBK	\$ 863	33			MMRD12J	BG	\$ 1923
	CBK-05	\$ 873	33		CBK-05	\$ 873	33		BGBK		\$ 1923	34
	CBK-10	\$ 873	33		CBK-10	\$ 873	33		BK		\$ 1923	34
	PN	\$ 1106	33		PN	\$ 1106	33		BN		\$ 1813	34
	PN-05	\$ 1118	33		PN-05	\$ 1118	33		BNBK		\$ 1813	34
	PN-10	\$ 1118	33		PN-10	\$ 1118	33		C		\$ 1424	34
	PNBK	\$ 1106	33		PNBK	\$ 1106	33		CBK		\$ 1424	34
PNBK-05	\$ 1118	33	PNBK-05	\$ 1118	33	PN	\$ 1813	34				
PNBK-10	\$ 1118	33	PNBK-10	\$ 1118	33	PNBK	\$ 1813	34				
MMRD09J	BG	\$ 1395	37	MMRD09L	BG	\$ 1395	37	MMRD12L	BG		\$ 1923	34
	BGBK	\$ 1395	37		BGBK	\$ 1395	37		BGBK	\$ 1923	34	
	BK	\$ 1395	37		BK	\$ 1395	37		BK	\$ 1923	34	
	BN	\$ 1247	37		BN	\$ 1247	37		BN	\$ 1813	34	
	BNBK	\$ 1247	37		BNBK	\$ 1247	37		BNBK	\$ 1813	34	
	C	\$ 1187	37		C	\$ 1187	37		C	\$ 1424	34	
	CBK	\$ 1187	37		CBK	\$ 1187	37		CBK	\$ 1424	34	
	PN	\$ 1247	37		PN	\$ 1247	37		PN	\$ 1813	34	
	PNBK	\$ 1247	37		PNBK	\$ 1247	37		PNBK	\$ 1813	34	
	MMRD12+	BG	\$ 1923		34	MMRD12L	BG		\$ 1923	34	MMRD12+	BG
BGBK		\$ 1923	34	BGBK	\$ 1923		34	BGBK	\$ 1923	34		
BK		\$ 1923	34	BK	\$ 1923		34	BK	\$ 1923	34		
BN		\$ 1813	34	BN	\$ 1813		34	BN	\$ 1813	34		
BNBK		\$ 1813	34	BNBK	\$ 1813		34	BNBK	\$ 1813	34		
C		\$ 1424	34	C	\$ 1424		34	C	\$ 1424	34		
CBK		\$ 1424	34	CBK	\$ 1424		34	CBK	\$ 1424	34		
PN		\$ 1813	34	PN	\$ 1813		34	PN	\$ 1813	34		
PNBK		\$ 1813	34	PNBK	\$ 1813		34	PNBK	\$ 1813	34		

NUMERICAL INDEX

PRODUCT CODE	COLOR	USD PRICE	PAGE
MMRD12X	BG	\$ 1923	34
	BGBK	\$ 1923	34
	BK	\$ 1923	34
	BN	\$ 1813	34
	BNBK	\$ 1813	34
	C	\$ 1424	34
	CBK	\$ 1424	34
	PN	\$ 1813	34
	PNBK	\$ 1813	34
MMRD23J	BG	\$ 825	39
	BG-EX	\$ 825	39
	BG-SPEX	\$ 825	39
	BGBK	\$ 825	39
	BGBK-EX	\$ 825	39
	BGBK-SPEX	\$ 825	39
	BK	\$ 825	39
	BK-EX	\$ 825	39
	BK-SPEX	\$ 825	39
	BN	\$ 750	39
	BN-EX	\$ 750	39
	BN-SPEX	\$ 750	39
	BNBK	\$ 750	39
	BNBK-EX	\$ 750	39
	BNBK-SPEX	\$ 750	39
	C	\$ 641	39
	C-EX	\$ 641	39
	C-SPEX	\$ 641	39
	CBK	\$ 641	39
	CBK-EX	\$ 641	39
	CBK-SPEX	\$ 641	39
	PN	\$ 750	39
	PN-EX	\$ 750	39
	PN-SPEX	\$ 750	39
	PNBK	\$ 750	39
	PNBK-EX	\$ 750	39
	PNBK-SPEX	\$ 750	39

PRODUCT CODE	COLOR	USD PRICE	PAGE
MMRD23L	BG	\$ 825	39
	BG-EX	\$ 825	39
	BG-SPEX	\$ 825	39
	BGBK	\$ 825	39
	BGBK-EX	\$ 825	39
	BGBK-SPEX	\$ 825	39
	BK	\$ 825	39
	BK-EX	\$ 825	39
	BK-SPEX	\$ 825	39
	BN	\$ 750	39
	BN-EX	\$ 750	39
	BN-SPEX	\$ 750	39
	BNBK	\$ 750	39
	BNBK-EX	\$ 750	39
	BNBK-SPEX	\$ 750	39
	C	\$ 641	39
	C-EX	\$ 641	39
	C-SPEX	\$ 641	39
	CBK	\$ 641	39
	CBK-EX	\$ 641	39
	CBK-SPEX	\$ 641	39
	PN	\$ 750	39
	PN-EX	\$ 750	39
	PN-SPEX	\$ 750	39
	PNBK	\$ 750	39
	PNBK-EX	\$ 750	39
	PNBK-SPEX	\$ 750	39

PRODUCT CODE	COLOR	USD PRICE	PAGE
MMRD23+	BG	\$ 825	39
	BG-EX	\$ 825	39
	BG-SPEX	\$ 825	39
	BGBK	\$ 825	39
	BGBK-EX	\$ 825	39
	BGBK-SPEX	\$ 825	39
	BK	\$ 825	39
	BK-EX	\$ 825	39
	BK-SPEX	\$ 825	39
	BN	\$ 750	39
	BN-EX	\$ 750	39
	BN-SPEX	\$ 750	39
	BNBK	\$ 750	39
	BNBK-EX	\$ 750	39
	BNBK-SPEX	\$ 750	39
	C	\$ 641	39
	C	\$ 641	39
	C	\$ 641	39
	C	\$ 641	39
	CBK	\$ 641	39
	CBK-EX	\$ 641	39
	CBK-SPEX	\$ 641	39
	PN	\$ 750	39
	PN-EX	\$ 750	39
	PN-SPEX	\$ 750	39
	PNBK	\$ 750	39
	PNBK-EX	\$ 750	39
	PNBK-SPEX	\$ 750	39

NUMERICAL INDEX

PRODUCT CODE	COLOR	USD PRICE	PAGE	PRODUCT CODE	COLOR	USD PRICE	PAGE	PRODUCT CODE	COLOR	USD PRICE	PAGE
MMRD23X	BG	\$ 825	39	MMRD39J	BG	\$ 3055	35	MMRD39L	BG	\$ 3055	35
	BG-EX	\$ 825	39		BG-EX	\$ 3055	35		BG-EX	\$ 3055	35
	BG-SPEX	\$ 825	39		BG-SPEX	\$ 3055	35		BG-SPEX	\$ 3055	35
	BGBK	\$ 825	39		BGBK	\$ 3055	35		BGBK	\$ 3055	35
	BGBK-EX	\$ 825	39		BGBK-EX	\$ 3055	35		BGBK-EX	\$ 3055	35
	BGBK-SPEX	\$ 825	39		BGBK-SPEX	\$ 3055	35		BGBK-SPEX	\$ 3055	35
	BK	\$ 825	39		BK	\$ 3055	35		BK	\$ 3055	35
	BK-EX	\$ 825	39		BK-ES	\$ 3055	35		BK-EX	\$ 3055	35
	BK-SPEX	\$ 825	39		BK-SPEX	\$ 3055	35		BK-SPEX	\$ 3055	35
	BN	\$ 750	39		BN	\$ 2873	35		BN	\$ 2873	35
	BN-EX	\$ 750	39		BN-EX	\$ 2873	35		BN-EX	\$ 2873	35
	BN-SPEX	\$ 750	39		BN-SPEX	\$ 2873	35		BN-SPEX	\$ 2873	35
	BNBK	\$ 750	39		BNBK	\$ 2873	35		BNBK	\$ 2873	35
	BNBK-EX	\$ 750	39		BNBK-EX	\$ 2873	35		BNBK-EX	\$ 2873	35
	BNBK-SPEX	\$ 750	39		BNBK-SPEX	\$ 2873	35		BNBK-SPEX	\$ 2873	35
	C	\$ 641	39		C	\$ 2211	35		C	\$ 2211	35
	C-EX	\$ 641	39		C-EX	\$ 2211	35		C-EX	\$ 2211	35
	C-SPEX	\$ 641	39		C-SPEX	\$ 2211	35		C-SPEX	\$ 2211	35
	CBK	\$ 641	39		CBK	\$ 2211	35		CBK	\$ 2211	35
	CBK-EX	\$ 641	39		CBK-EX	\$ 2211	35		CBK-EX	\$ 2211	35
CBK-SPEX	\$ 641	39	CBK-SPEX	\$ 2211	35	CBK-SPEX	\$ 2211	35			
PN	\$ 750	39	PN	\$ 2873	35	PN	\$ 2873	35			
PN-EX	\$ 750	39	PN-EX	\$ 2873	35	PN-EX	\$ 2873	35			
PN-SPEX	\$ 750	39	PN-SPEX	\$ 2873	35	PN-SPEX	\$ 2873	35			
PNBK	\$ 750	39	PNBK	\$ 2873	35	PNBK	\$ 2873	35			
PNBK-EX	\$ 750	39	PNBK-EX	\$ 2873	35	PNBK-EX	\$ 2873	35			
PNBK-SPEX	\$ 750	39	PNBK-SPEX	\$ 2873	35	PNBK-SPEX	\$ 2873	35			

NUMERICAL INDEX

PRODUCT CODE	COLOR	USD PRICE	PAGE	PRODUCT CODE	COLOR	USD PRICE	PAGE	PRODUCT CODE	COLOR	USD PRICE	PAGE
MMRD39+	BG	\$ 3055	35	MMRD39X	BG	\$ 3055	35	MMRD44J	BG	\$ 825	39
	BG-EX	\$ 3055	35		BG-EX	\$ 3055	35		BG-EX	\$ 825	39
	BG-SPEX	\$ 3055	35		BG-SPEX	\$ 3055	35		BG-SPEX	\$ 825	39
	BGBK	\$ 3055	35		BGBK	\$ 3055	35		BGBK	\$ 825	39
	BGBK-EX	\$ 3055	35		BGBK-EX	\$ 3055	35		BGBK-EX	\$ 825	39
	BGBK-SPEX	\$ 3055	35		BGBK-SPEX	\$ 3055	35		BGBK-SPEX	\$ 825	39
	BK	\$ 3055	35		BK	\$ 3055	35		BK	\$ 825	39
	BK-EX	\$ 3055	35		BK-EX	\$ 3055	35		BK-EX	\$ 825	39
	BK-SPEX	\$ 3055	35		BK-SPEX	\$ 3055	35		BK-SPEX	\$ 825	39
	BN	\$ 2873	35		BN	\$ 2873	35		BN	\$ 750	39
	BN-EX	\$ 2873	35		BN-EX	\$ 2873	35		BN-EX	\$ 750	39
	BN-SPEX	\$ 2873	35		BN-SPEX	\$ 2873	35		BN-SPEX	\$ 750	39
	BNBK	\$ 2873	35		BNBK	\$ 2873	35		BNBK	\$ 750	39
	BNBK-EX	\$ 2873	35		BNBK-EX	\$ 2873	35		BNBK-EX	\$ 750	39
	BNBK-SPEX	\$ 2873	35		BNBK-SPEX	\$ 2873	35		BNBK-SPEX	\$ 750	39
	C	\$ 2211	35		C	\$ 2211	35		C	\$ 641	39
	C-EX	\$ 2211	35		C-EX	\$ 2211	35		C-EX	\$ 641	39
	C-SPEX	\$ 2211	35		C-SPEX	\$ 2211	35		C-SPEX	\$ 641	39
	CBK	\$ 2211	35		CBK	\$ 2211	35		CBK	\$ 641	39
	CBK-EX	\$ 2211	35		CBK-EX	\$ 2211	35		CBK-EX	\$ 641	39
	CBK-SPEX	\$ 2211	35		CBK-SPEX	\$ 2211	35		CBK-SPEX	\$ 641	39
	PN	\$ 2873	35		PN	\$ 2873	35		PN	\$ 750	39
	PN-EX	\$ 2873	35		PN-EX	\$ 2873	35		PN-EX	\$ 750	39
	PN-SPEX	\$ 2873	35		PN-SPEX	\$ 2873	35		PN-SPEX	\$ 750	39
	PNBK	\$ 2873	35		PNBK	\$ 2873	35		PNBK	\$ 750	39
	PNBK-EX	\$ 2873	35		PNBK-EX	\$ 2873	35		PNBK-EX	\$ 750	39
	PNBK-SPEX	\$ 2873	35		PNBK-SPEX	\$ 2873	35		PNBK-SPEX	\$ 750	39

NUMERICAL INDEX

PRODUCT CODE	COLOR	USD PRICE	PAGE	PRODUCT CODE	COLOR	USD PRICE	PAGE	PRODUCT CODE	COLOR	USD PRICE	PAGE
MMRD44L	BG	\$ 825	39	MMRD44+	BG	\$ 825	39	MMRD44X	BG	\$ 825	39
	BG-EX	\$ 825	39		BG-EX	\$ 825	39		BG-EX	\$ 825	39
	BG-SPEX	\$ 825	39		BG-SPEX	\$ 825	39		BG-SPEX	\$ 825	39
	BGBK	\$ 825	39		BGBK	\$ 825	39		BGBK	\$ 825	39
	BGBK-EX	\$ 825	39		BGBK-EX	\$ 825	39		BGBK-EX	\$ 825	39
	BGBK-SPEX	\$ 825	39		BGBK-SPEX	\$ 825	39		BGBK-SPEX	\$ 825	39
	BK	\$ 825	39		BK	\$ 825	39		BK	\$ 825	39
	BK-EX	\$ 825	39		BK-EX	\$ 825	39		BK-EX	\$ 825	39
	BK-SPEX	\$ 825	39		BK-SPEX	\$ 825	39		BK-SPEX	\$ 825	39
	BN	\$ 750	39		BN	\$ 750	39		BN	\$ 750	39
	BN-EX	\$ 750	39		BN-EX	\$ 750	39		BN-EX	\$ 750	39
	BN-SPEX	\$ 750	39		BN-SPEX	\$ 750	39		BN-SPEX	\$ 750	39
	BNBK	\$ 750	39		BNBK	\$ 750	39		BNBK	\$ 750	39
	BNBK-EX	\$ 750	39		BNBK-EX	\$ 750	39		BNBK-EX	\$ 750	39
	BNBK-SPEX	\$ 750	39		BNBK-SPEX	\$ 750	39		BNBK-SPEX	\$ 750	39
	C	\$ 641	39		C	\$ 641	39		C	\$ 641	39
	C-EX	\$ 641	39		C-EX	\$ 641	39		C-EX	\$ 641	39
	C-SPEX	\$ 641	39		C-SPEX	\$ 641	39		C-SPEX	\$ 641	39
	CBK	\$ 641	39		CBK	\$ 641	39		CBK	\$ 641	39
	CBK-EX	\$ 641	39		CBK-EX	\$ 641	39		CBK-EX	\$ 641	39
CBK-SPEX	\$ 641	39	CBK-SPEX	\$ 641	39	CBK-SPEX	\$ 641	39			
PN	\$ 750	39	PN	\$ 750	39	PN	\$ 750	39			
PN-EX	\$ 750	39	PN-EX	\$ 750	39	PN-EX	\$ 750	39			
PN-SPEX	\$ 750	39	PN-SPEX	\$ 750	39	PN-SPEX	\$ 750	39			
PNBK	\$ 750	39	PNBK	\$ 750	39	PNBK	\$ 750	39			
PNBK-EX	\$ 750	39	PNBK-EX	\$ 750	39	PNBK-EX	\$ 750	39			
PNBK-SPEX	\$ 750	39	PNBK-SPEX	\$ 750	39	PNBK-SPEX	\$ 750	39			

NUMERICAL INDEX

PRODUCT CODE	COLOR	USD PRICE	PAGE	PRODUCT CODE	COLOR	USD PRICE	PAGE	PRODUCT CODE	COLOR	USD PRICE	PAGE
MMRD45J	BG	\$ 871	40	MMRD45L	BG	\$ 871	40	MMRD45+	BG	\$ 871	40
	BG-EX	\$ 871	40		BG-EX	\$ 871	40		BG-EX	\$ 871	40
	BG-SPEX	\$ 871	40		BG-SPEX	\$ 871	40		BG-SPEX	\$ 871	40
	BGBK	\$ 871	40		BGBK	\$ 871	40		BGBK	\$ 871	40
	BGBK-EX	\$ 871	40		BGBK-EX	\$ 871	40		BGBK-EX	\$ 871	40
	BGBK-SPEX	\$ 871	40		BGBK-SPEX	\$ 871	40		BGBK-SPEX	\$ 871	40
	BK	\$ 871	40		BK	\$ 871	40		BK	\$ 871	40
	BK-EX	\$ 871	40		BK-EX	\$ 871	40		BK-EX	\$ 871	40
	BK-SPEX	\$ 871	40		BK-SPEX	\$ 871	40		BK-SPEX	\$ 871	40
	BN	\$ 798	40		BN	\$ 798	40		BN	\$ 798	40
	BN-EX	\$ 798	40		BN-EX	\$ 798	40		BN-EX	\$ 798	40
	BN-SPEX	\$ 798	40		BN-SPEX	\$ 798	40		BN-SPEX	\$ 798	40
	BNBK	\$ 798	40		BNBK	\$ 798	40		BNBK	\$ 798	40
	BNBK-EX	\$ 798	40		BNBK-EX	\$ 798	40		BNBK-EX	\$ 798	40
	BNBK-SPEX	\$ 798	40		BNBK-SPEX	\$ 798	40		BNBK-SPEX	\$ 798	40
	C	\$ 676	40		C	\$ 676	40		C	\$ 676	40
	C-EX	\$ 676	40		C-EX	\$ 676	40		C-EX	\$ 676	40
	C-SPEX	\$ 676	40		C-SPEX	\$ 676	40		C-SPEX	\$ 676	40
	CBK	\$ 676	40		CBK	\$ 676	40		CBK	\$ 676	40
	CBK-EX	\$ 676	40		CBK-EX	\$ 676	40		CBK-EX	\$ 676	40
	CBK-SPEX	\$ 676	40		CBK-SPEX	\$ 676	40		CBK-SPEX	\$ 676	40
	PN	\$ 798	40		PN	\$ 798	40		PN	\$ 798	40
	PN-EX	\$ 798	40		PN-EX	\$ 798	40		PN-EX	\$ 798	40
	PN-SPEX	\$ 798	40		PN-SPEX	\$ 798	40		PN-SPEX	\$ 798	40
	PNBK	\$ 798	40		PNBK	\$ 798	40		PNBK	\$ 798	40
	PNBK-EX	\$ 798	40		PNBK-EX	\$ 798	40		PNBK-EX	\$ 798	40
	PNBK-SPEX	\$ 798	40		PNBK-SPEX	\$ 798	40		PNBK-SPEX	\$ 798	40

NUMERICAL INDEX

PRODUCT CODE	COLOR	USD PRICE	PAGE	PRODUCT CODE	COLOR	USD PRICE	PAGE	PRODUCT CODE	COLOR	USD PRICE	PAGE	
MMRD45X	BG	\$ 871	40	MMRD46X	BN	\$ 1392	41	MMRD47L	BG	\$ 871	40	
	BG-EX	\$ 871	40		BNBK	\$ 1392	41		BG-EX	\$ 871	40	
	BG-SPEX	\$ 871	40		C	\$ 1210	41		BG-SPEX	\$ 871	40	
	BGBK	\$ 871	40		CBK	\$ 1210	41		BGBK	\$ 871	40	
	BGBK-EX	\$ 871	40		PN	\$ 1392	41		BGBK-EX	\$ 871	40	
	BGBK-SPEX	\$ 871	40		PNBK	\$ 1392	41		BGBK-SPEX	\$ 871	40	
	BK	\$ 871	40		MMRD47J	BG	\$ 871		40	BK	\$ 871	40
	BK-EX	\$ 871	40			BG-EX	\$ 871		40	BK-EX	\$ 871	40
	BK-SPEX	\$ 871	40			BG-SPEX	\$ 871		40	BK-SPEX	\$ 871	40
	BN	\$ 798	40			BGBK	\$ 871		40	BN	\$ 808	40
	BN-EX	\$ 798	40			BGBK-05-EX	\$ 871		40	BN-EX	\$ 808	40
	BN-SPEX	\$ 798	40			BGBK-SPEX	\$ 871		40	BN-SPEX	\$ 808	40
	BNBK	\$ 798	40			BK	\$ 871		40	BNBK	\$ 808	40
	BNBK-EX	\$ 798	40			BK-EX	\$ 871		40	BNBK-EX	\$ 808	40
	BNBK-SPEX	\$ 798	40	BK-SPEX		\$ 871	40		BNBK-SPEX	\$ 808	40	
	C	\$ 676	40	BN		\$ 808	40		C	\$ 683	40	
	C-EX	\$ 676	40	BN-EX		\$ 808	40		C-EX	\$ 683	40	
	C-SPEX	\$ 676	40	BN-SPEX		\$ 808	40		C-SPEX	\$ 683	40	
	CBK	\$ 676	40	BNBK		\$ 808	40		CBK	\$ 683	40	
	CBK-EX	\$ 676	40	BNBK-EX		\$ 808	40		CBK-EX	\$ 683	40	
	CBK-SPEX	\$ 676	40	BNBK-SPEX		\$ 808	40		CBK-SPEX	\$ 683	40	
	PN	\$ 798	40	C		\$ 683	40		PN	\$ 808	40	
	PN-EX	\$ 798	40	C-EX		\$ 683	40		PN-EX	\$ 808	40	
	PN-SPEX	\$ 798	40	C-SPEX		\$ 683	40		PN-SPEX	\$ 808	40	
	PNBK	\$ 798	40	CBK	\$ 683	40	PNBK		\$ 808	40		
	PNBK-EX	\$ 798	40	CBK-EX	\$ 683	40	PNBK-EX		\$ 808	40		
	PNBK-SPEX	\$ 798	40	CBK-SPEX	\$ 683	40	PNBK-SPEX		\$ 808	40		
	MMRD46J	BN	\$ 1392	41	PN	\$ 808	40		MMRD46L	BN	\$ 1392	41
		BNBK	\$ 1392	41	PN-EX	\$ 808	40			BNBK	\$ 1392	41
		C	\$ 1210	41	PN-SPEX	\$ 808	40			C	\$ 1210	41
		CBK	\$ 1210	41	PNBK	\$ 808	40			CBK	\$ 1210	41
		PN	\$ 1392	41	PNBK-EX	\$ 808	40			PN	\$ 1392	41
PNBK		\$ 1392	41	PNBK-SPEX	\$ 808	40	PNBK	\$ 1392		41		
MMRD46L	BN	\$ 1392	41	MMRD46+	BN	\$ 1392	41	MMRD46+		BN	\$ 1392	41
	BNBK	\$ 1392	41		BNBK	\$ 1392	41			BNBK	\$ 1392	41
	C	\$ 1210	41		C	\$ 1210	41			C	\$ 1210	41
	CBK	\$ 1210	41		CBK	\$ 1210	41			CBK	\$ 1210	41
	PN	\$ 1392	41		PN	\$ 1392	41			PN	\$ 1392	41
	PNBK	\$ 1392	41		PNBK	\$ 1392	41			PNBK	\$ 1392	41

NUMERICAL INDEX

PRODUCT CODE	COLOR	USD PRICE	PAGE	PRODUCT CODE	COLOR	USD PRICE	PAGE	PRODUCT CODE	COLOR	USD PRICE	PAGE
MMRD47+	BG	\$ 871	40	MMRD47X	BG	\$ 871	40	MMRD51J	BG	\$ 564	38
	BG-EX	\$ 871	40		BG-EX	\$ 871	40		BG-EX	\$ 564	38
	BG-SPEX	\$ 871	40		BG-SPEX	\$ 871	40		BG-SPEX	\$ 564	38
	BGBK	\$ 871	40		BGBK	\$ 871	40		BGBK	\$ 564	38
	BGBK-EX	\$ 871	40		BGBK-EX	\$ 871	40		BGBK-EX	\$ 564	38
	BGBK-SPEX	\$ 871	40		BGBK-SPEX	\$ 871	40		BGBK-SPEX	\$ 564	38
	BK	\$ 871	40		BK	\$ 871	40		BK	\$ 564	38
	BK-EX	\$ 871	40		BK-EX	\$ 871	40		BK-EX	\$ 564	38
	BK-SPEX	\$ 871	40		BK-SPEX	\$ 871	40		BK-SPEX	\$ 564	38
	BN	\$ 808	40		BN	\$ 808	40		BN	\$ 484	38
	BN-EX	\$ 808	40		BN-EX	\$ 808	40		BN-EX	\$ 484	38
	BN-SPEX	\$ 808	40		BN-SPEX	\$ 808	40		BN-SPEX	\$ 484	38
	BNBK	\$ 808	40		BNBK	\$ 808	40		BNBK	\$ 484	38
	BNBK-EX	\$ 808	40		BNBK-EX	\$ 808	40		BNBK-EX	\$ 484	38
	BNBK-SPEX	\$ 808	40		BNBK-SPEX	\$ 808	40		BNBK-SPEX	\$ 484	38
	C	\$ 683	40		C	\$ 683	40		C	\$ 400	38
	C-EX	\$ 683	40		C-EX	\$ 683	40		C-EX	\$ 400	38
	C-SPEX	\$ 683	40		C-SPEX	\$ 683	40		C-SPEX	\$ 400	38
	CBK	\$ 683	40		CBK	\$ 683	40		CBK	\$ 400	38
	CBK-EX	\$ 683	40		CBK-EX	\$ 683	40		CBK-EX	\$ 400	38
	CBK-SPEX	\$ 683	40		CBK-SPEX	\$ 683	40		CBK-SPEX	\$ 400	38
	PN	\$ 808	40		PN	\$ 808	40		PN	\$ 484	38
	PN-EX	\$ 808	40		PN-EX	\$ 808	40		PN-EX	\$ 484	38
	PN-SPEX	\$ 808	40		PN-SPEX	\$ 808	40		PN-SPEX	\$ 484	38
	PNBK	\$ 808	40		PNBK	\$ 808	40		PNBK	\$ 484	38
	PNBK-EX	\$ 808	40		PNBK-EX	\$ 808	40		PNBK-EX	\$ 484	38
	PNBK-SPEX	\$ 808	40		PNBK-SPEX	\$ 808	40		PNBK-SPEX	\$ 484	38

NUMERICAL INDEX

PRODUCT CODE	COLOR	USD PRICE	PAGE	PRODUCT CODE	COLOR	USD PRICE	PAGE	PRODUCT CODE	COLOR	USD PRICE	PAGE
MMRD51L	BG	\$ 564	38	MMRD51+	BG	\$ 564	38	MMRD51X	BG	\$ 564	38
	BG-EX	\$ 564	38		BG-EX	\$ 564	38		BG-EX	\$ 564	38
	BG-SPEX	\$ 564	38		BG-SPEX	\$ 564	38		BG-SPEX	\$ 564	38
	BGBK	\$ 564	38		BGBK	\$ 564	38		BGBK	\$ 564	38
	BGBK-EX	\$ 564	38		BGBK-EX	\$ 564	38		BGBK-EX	\$ 564	38
	BGBK-SPEX	\$ 564	38		BGBK-SPEX	\$ 564	38		BGBK-SPEX	\$ 564	38
	BK	\$ 564	38		BK	\$ 564	38		BK	\$ 564	38
	BK-EX	\$ 564	38		BK-EX	\$ 564	38		BK-EX	\$ 564	38
	BK-SPEX	\$ 564	38		BK-SPEX	\$ 564	38		BK-SPEX	\$ 564	38
	BN	\$ 484	38		BN	\$ 484	38		BN	\$ 484	38
	BN-EX	\$ 484	38		BN-EX	\$ 484	38		BN-EX	\$ 484	38
	BN-SPEX	\$ 484	38		BN-SPEX	\$ 484	38		BN-SPEX	\$ 484	38
	BNBK	\$ 484	38		BNBK	\$ 484	38		BNBK	\$ 484	38
	BNBK-EX	\$ 484	38		BNBK-EX	\$ 484	38		BNBK-EX	\$ 484	38
	BNBK-SPEX	\$ 484	38		BNBK-SPEX	\$ 484	38		BNBK-SPEX	\$ 484	38
	C	\$ 400	38		C	\$ 400	38		C	\$ 400	38
	C-EX	\$ 400	38		C-EX	\$ 400	38		C-EX	\$ 400	38
	C-SPEX	\$ 400	38		C-SPEX	\$ 400	38		C-SPEX	\$ 400	38
	CBK	\$ 400	38		CBK	\$ 400	38		CBK	\$ 400	38
	CBK-EX	\$ 400	38		CBK-EX	\$ 400	38		CBK-EX	\$ 400	38
CBK-SPEX	\$ 400	38	CBK-SPEX	\$ 400	38	CBK-SPEX	\$ 400	38			
PN	\$ 484	38	PN	\$ 484	38	PN	\$ 484	38			
PN-EX	\$ 484	38	PN-EX	\$ 484	38	PN-EX	\$ 484	38			
PN-SPEX	\$ 484	38	PN-SPEX	\$ 484	38	PN-SPEX	\$ 484	38			
PNBK	\$ 484	38	PNBK	\$ 484	38	PNBK	\$ 484	38			
PNBK-EX	\$ 484	38	PNBK-EX	\$ 484	38	PNBK-EX	\$ 484	38			
PNBK-SPEX	\$ 484	38	PNBK-SPEX	\$ 484	38	PNBK-SPEX	\$ 484	38			
MMRD83J	BN	\$ 1554	42	MMRD83L	BN	\$ 1554	42	MMRD83+	BN	\$ 1554	42
	BNBK	\$ 1554	42		BNBK	\$ 1554	42		BNBK	\$ 1554	42
	C	\$ 1372	42		C	\$ 1372	42		C	\$ 1372	42
	CBK	\$ 1372	42		CBK	\$ 1372	42		CBK	\$ 1372	42
	PN	\$ 1554	42		PN	\$ 1554	42		PN	\$ 1554	42
	PNBK	\$ 1554	42		PNBK	\$ 1554	42		PNBK	\$ 1554	42

NUMERICAL INDEX

PRODUCT CODE	COLOR	USD PRICE	PAGE	PRODUCT CODE	COLOR	USD PRICE	PAGE	PRODUCT CODE	COLOR	USD PRICE	PAGE
MMRD83X	BN	\$ 1554	42	MMRDL01J	BG	\$ 1087	31	MMRDL01L	BG	\$ 1087	31
	BNBK	\$ 1554	42		BG-05	\$ 1101	31		BG-05	\$ 1101	31
	C	\$ 1372	42		BG-10	\$ 1101	31		BG-10	\$ 1101	31
	CBK	\$ 1372	42		BGBK	\$ 1087	31		BGBK	\$ 1087	31
	PN	\$ 1554	42		BGBK-05	\$ 1101	31		BGBK-05	\$ 1101	31
	PNBK	\$ 1554	42		BGBK-10	\$ 1101	31		BGBK-10	\$ 1101	31
MMRD88J	BN	\$ 1408	41		BK	\$ 1087	31		BK	\$ 1087	31
	BNBK	\$ 1408	41		BK-05	\$ 1101	31		BK-05	\$ 1112	31
	C	\$ 1224	41		BK-10	\$ 1101	31		BK-10	\$ 1101	31
	CBK	\$ 1224	41		BN	\$ 1008	31		BN	\$ 1008	31
	PN	\$ 1408	41		BN-05	\$ 1022	31		BN-05	\$ 1022	31
	PNBK	\$ 1408	41		BN-10	\$ 1022	31		BN-10	\$ 1022	31
MMRD88L	BN	\$ 1408	41		BNBK	\$ 1008	31		BNBK	\$ 1008	31
	BNBK	\$ 1408	41		BNBK-05	\$ 1022	31		BNBK-05	\$ 1022	31
	C	\$ 1224	41	BNBK-10	\$ 1022	31	BNBK-10	\$ 1022	31		
	CBK	\$ 1224	41	C	\$ 777	31	C	\$ 777	31		
	PN	\$ 1408	41	C-05	\$ 788	31	C-05	\$ 788	31		
	PNBK	\$ 1408	41	C-10	\$ 788	31	C-10	\$ 788	31		
MMRD88+	BN	\$ 1408	41	CBK	\$ 777	31	CBK	\$ 777	31		
	BNBK	\$ 1408	41	CBK-05	\$ 788	31	CBK-05	\$ 788	31		
	C	\$ 1224	41	CBK-10	\$ 788	31	CBK-10	\$ 788	31		
	CBK	\$ 1224	41	PN	\$ 1008	31	PN	\$ 1008	31		
	PN	\$ 1408	41	PN-05	\$ 1022	31	PN-05	\$ 1022	31		
	PNBK	\$ 1408	41	PN-10	\$ 1022	31	PN-10	\$ 1022	31		
MMRD88X	BN	\$ 1408	41	PNBK	\$ 1008	31	PNBK	\$ 1008	31		
	BNBK	\$ 1408	41	PNBK-05	\$ 1022	31	PNBK-05	\$ 1022	31		
	C	\$ 1224	41	PNBK-10	\$ 1022	31	PNBK-10	\$ 1022	31		
	CBK	\$ 1224	41								
	PN	\$ 1408	41								
	PNBK	\$ 1408	41								

NUMERICAL INDEX

PRODUCT CODE	COLOR	USD PRICE	PAGE	PRODUCT CODE	COLOR	USD PRICE	PAGE	PRODUCT CODE	COLOR	USD PRICE	PAGE
MMRDL01+	BG	\$ 1087	31	MMRDL01X	BG	\$ 1087	31	MMRDS00J	BG	\$ 845	31
	BG-05	\$ 1101	31		BG-05	\$ 1101	31		BG-05	\$ 858	31
	BG-10	\$ 1101	31		BG-10	\$ 1101	31		BG-10	\$ 858	31
	BGBK	\$ 1087	31		BGBK	\$ 1087	31		BGBK	\$ 845	31
	BGBK-05	\$ 1101	31		BGBK-05	\$ 1101	31		BGBK-05	\$ 858	31
	BGBK-10	\$ 1101	31		BGBK-10	\$ 1101	31		BGBK-10	\$ 858	31
	BK	\$ 1087	31		BK	\$ 1087	31		BK	\$ 845	31
	BK-05	\$ 1101	31		BK-05	\$ 1101	31		BK-05	\$ 858	31
	BK-10	\$ 1101	31		BK-10	\$ 1101	31		BK-10	\$ 858	31
	BN	\$ 1008	31		BN	\$ 1008	31		BN	\$ 799	31
	BN-05	\$ 1022	31		BN-05	\$ 1022	31		BN-05	\$ 812	31
	BN-10	\$ 1022	31		BN-10	\$ 1022	31		BN-10	\$ 812	31
	BNBK	\$ 1008	31		BNBK	\$ 1008	31		BNBK	\$ 799	31
	BNBK-05	\$ 1022	31		BNBK-05	\$ 1032	31		BNBK-05	\$ 812	31
	BNBK-10	\$ 1022	31		BNBK-10	\$ 1022	31		BNBK-10	\$ 812	31
	C	\$ 777	31		C	\$ 777	31		C	\$ 622	31
	C-05	\$ 788	31		C-05	\$ 788	31		C-05	\$ 635	31
	C-10	\$ 788	31		C-10	\$ 788	31		C-10	\$ 635	31
	CBK	\$ 777	31		CBK	\$ 777	31		CBK	\$ 622	31
	CBK-05	\$ 788	31		CBK-05	\$ 788	31		CBK-05	\$ 635	31
CBK-10	\$ 788	31	CBK-10	\$ 788	31	CBK-10	\$ 635	31			
PN	\$ 1008	31	PN	\$ 1008	31	PN	\$ 799	31			
PN-05	\$ 1022	31	PN-05	\$ 1022	31	PN-05	\$ 812	31			
PN-10	\$ 1022	31	PN-10	\$ 1022	31	PN-10	\$ 812	31			
PNBK	\$ 1008	31	PNBK	\$ 1008	31	PNBK	\$ 799	31			
PNBK-05	\$ 1022	31	PNBK-05	\$ 1022	31	PNBK-05	\$ 812	31			
PNBK-10	\$ 1022	31	PNBK-10	\$ 1022	31	PNBK-10	\$ 812	31			

NUMERICAL INDEX

PRODUCT CODE	COLOR	USD PRICE	PAGE	PRODUCT CODE	COLOR	USD PRICE	PAGE	PRODUCT CODE	COLOR	USD PRICE	PAGE
MMRDS00L	BG	\$ 845	31	MMRDS00+	BG	\$ 845	31	MMRDS00X	BG	\$ 845	31
	BG-05	\$ 858	31		BG-05	\$ 858	31		BG-05	\$ 858	31
	BG-10	\$ 858	31		BG-10	\$ 858	31		BG-10	\$ 858	31
	BGBK	\$ 845	31		BGBK	\$ 845	31		BGBK	\$ 845	31
	BGBK-05	\$ 858	31		BGBK-05	\$ 858	31		BGBK-05	\$ 858	31
	BGBK-10	\$ 858	31		BGBK-10	\$ 858	31		BGBK-10	\$ 858	31
	BK	\$ 845	31		BK	\$ 845	31		BK	\$ 845	31
	BK-05	\$ 858	31		BK-05	\$ 858	31		BK-05	\$ 858	31
	BK-10	\$ 858	31		BK-10	\$ 858	31		BK-10	\$ 858	31
	BN	\$ 799	31		BN	\$ 799	31		BN	\$ 799	31
	BN-05	\$ 812	31		BN-05	\$ 812	31		BN-05	\$ 812	31
	BN-10	\$ 812	31		BN-10	\$ 812	31		BN-10	\$ 812	31
	BNBK	\$ 799	31		BNBK	\$ 799	31		BNBK	\$ 799	31
	BNBK-05	\$ 812	31		BNBK-05	\$ 812	31		BNBK-05	\$ 812	31
	BNBK-10	\$ 812	31		BNBK-10	\$ 812	31		BNBK-10	\$ 812	31
	C	\$ 622	31		C	\$ 622	31		C	\$ 622	31
	C-05	\$ 635	31		C-05	\$ 635	31		C-05	\$ 635	31
	C-10	\$ 635	31		C-10	\$ 635	31		C-10	\$ 635	31
	CBK	\$ 622	31		CBK	\$ 622	31		CBK	\$ 622	31
	CBK-05	\$ 635	31		CBK-05	\$ 635	31		CBK-05	\$ 635	31
	CBK-10	\$ 635	31		CBK-10	\$ 635	31		CBK-10	\$ 635	31
	PN	\$ 799	31		PN	\$ 799	31		PN	\$ 799	31
	PN-05	\$ 812	31		PN-05	\$ 812	31		PN-05	\$ 812	31
	PN-10	\$ 812	31		PN-10	\$ 812	31		PN-10	\$ 812	31
	PNBK	\$ 799	31		PNBK	\$ 799	31		PNBK	\$ 799	31
	PNBK-05	\$ 812	31		PNBK-05	\$ 812	31		PNBK-05	\$ 812	31
PNBK-10	\$ 812	31	PNBK-10	\$ 812	31	PNBK-10	\$ 812	31			

NUMERICAL INDEX

PRODUCT CODE	COLOR	USD PRICE	PAGE	PRODUCT CODE	COLOR	USD PRICE	PAGE	PRODUCT CODE	COLOR	USD PRICE	PAGE
MMRDS01J	BG	\$ 905	31	MMRDS01L	BG	\$ 905	31	MMRDS01+	BG	\$ 905	31
	BG-05	\$ 918	31		BG-05	\$ 918	31		BG-05	\$ 918	31
	BG-10	\$ 918	31		BG-10	\$ 918	31		BG-10	\$ 918	31
	BGBK	\$ 905	31		BGBK	\$ 905	31		BGBK	\$ 905	31
	BGBK-05	\$ 918	31		BGBK-05	\$ 918	31		BGBK-05	\$ 918	31
	BGBK-10	\$ 918	31		BGBK-10	\$ 918	31		BGBK-10	\$ 918	31
	BK	\$ 905	31		BK	\$ 905	31		BK	\$ 905	31
	BK-05	\$ 918	31		BK-05	\$ 918	31		BK-05	\$ 918	31
	BK-10	\$ 918	31		BK-10	\$ 918	31		BK-10	\$ 918	31
	BN	\$ 842	31		BN	\$ 842	31		BN	\$ 842	31
	BN-05	\$ 854	31		BN-05	\$ 854	31		BN-05	\$ 854	31
	BN-10	\$ 854	31		BN-10	\$ 854	31		BN-10	\$ 854	31
	BNBK	\$ 842	31		BNBK	\$ 842	31		BNBK	\$ 842	31
	BNBK-05	\$ 854	31		BNBK-05	\$ 854	31		BNBK-05	\$ 854	31
	BNBK-10	\$ 854	31		BNBK-10	\$ 854	31		BNBK-10	\$ 854	31
	C	\$ 646	31		C	\$ 646	31		C	\$ 646	31
	C-05	\$ 659	31		C-05	\$ 659	31		C-05	\$ 659	31
	C-10	\$ 659	31		C-10	\$ 659	31		C-10	\$ 659	31
	CBK	\$ 646	31		CBK	\$ 646	31		CBK	\$ 646	31
	CBK-05	\$ 659	31		CBK-05	\$ 659	31		CBK-05	\$ 659	31
	CBK-10	\$ 659	31		CBK-10	\$ 659	31		CBK-10	\$ 659	31
	PN	\$ 842	31		PN	\$ 842	31		PN	\$ 842	31
	PN-05	\$ 854	31		PN-05	\$ 854	31		PN-05	\$ 854	31
	PN-10	\$ 854	31		PN-10	\$ 854	31		PN-10	\$ 854	31
PNBK	\$ 842	31	PNBK	\$ 842	31	PNBK	\$ 842	31			
PNBK-05	\$ 854	31	PNBK-05	\$ 854	31	PNBK-05	\$ 854	31			
PNBK-10	\$ 854	31	PNBK-10	\$ 854	31	PNBK-10	\$ 854	31			

NUMERICAL INDEX

PRODUCT CODE	COLOR	USD PRICE	PAGE	PRODUCT CODE	COLOR	USD PRICE	PAGE	PRODUCT CODE	COLOR	USD PRICE	PAGE
MMRDS01X	BG	\$ 905	31	MMSQ03J	BG	\$ 1465	33	MMSQ03L	BG	\$ 1465	33
	BG	\$ 905	31		BG-05	\$ 1477	33		BG-05	\$ 1477	33
	BG-05	\$ 918	31		BG-10	\$ 1477	33		BG-10	\$ 1477	33
	BG-10	\$ 918	31		BGBK	\$ 1465	33		BGBK	\$ 1465	33
	BGBK-05	\$ 918	31		BGBK-05	\$ 1477	33		BGBK-05	\$ 1477	33
	BGBK-10	\$ 918	31		BGBK-10	\$ 1477	33		BGBK-10	\$ 1477	33
	BK	\$ 905	31		BK	\$ 1465	33		BK	\$ 1465	33
	BK-05	\$ 918	31		BK-05	\$ 1477	33		BK-05	\$ 1477	33
	BK-10	\$ 918	31		BK-10	\$ 1477	33		BK-10	\$ 1477	33
	BN	\$ 842	31		BN	\$ 1280	33		BN	\$ 1280	33
	BN-05	\$ 854	31		BN-05	\$ 1292	33		BN-05	\$ 1292	33
	BN-10	\$ 854	31		BN-10	\$ 1292	33		BN-10	\$ 1292	33
	BNBK	\$ 842	31		BNBK	\$ 1280	33		BNBK	\$ 1280	33
	BNBK-05	\$ 854	31		BNBK-05	\$ 1292	33		BNBK-05	\$ 1292	33
	BNBK-10	\$ 854	31		BNBK-10	\$ 1292	33		BNBK-10	\$ 1292	33
	C	\$ 646	31		C	\$ 1047	33		C	\$ 1047	33
	C-05	\$ 659	31		C-05	\$ 1059	33		C-05	\$ 1059	33
	C-10	\$ 659	31		C-10	\$ 1059	33		C-10	\$ 1059	33
	CBK	\$ 646	31		CBK	\$ 1047	33		CBK	\$ 1047	33
	CBK-05	\$ 659	31		CBK-05	\$ 1059	33		CBK-05	\$ 1059	33
	CBK-10	\$ 659	31		CBK-10	\$ 1059	33		CBK-10	\$ 1059	33
	PN	\$ 842	31		PN	\$ 1280	33		PN	\$ 1280	33
	PN-05	\$ 854	31		PN-05	\$ 1292	33		PN-05	\$ 1292	33
	PN-10	\$ 854	31		PN-10	\$ 1292	33		PN-10	\$ 1292	33
PNBK	\$ 842	31	PNBK	\$ 1280	33	PNBK	\$ 1280	33			
PNBK-05	\$ 854	31	PNBK-05	\$ 1292	33	PNBK-05	\$ 1292	33			
PNBK-10	\$ 854	31	PNBK-10	\$ 1292	33	PNBK-10	\$ 1292	33			

NUMERICAL INDEX

PRODUCT CODE	COLOR	USD PRICE	PAGE	PRODUCT CODE	COLOR	USD PRICE	PAGE	PRODUCT CODE	COLOR	USD PRICE	PAGE	
MMSQ03+	BG	\$ 1465	33	MMSQ03X	BG	\$ 1465	33	MMSQ05+	BG	\$ 1465	34	
	BG-05	\$ 1477	33		BG-05	\$ 1477	33		BGBK	\$ 1465	34	
	BG-10	\$ 1477	33		BG-10	\$ 1477	33		BK	\$ 1465	34	
	BGBK	\$ 1465	33		BGBK	\$ 1465	33		BN	\$ 1280	34	
	BGBK-05	\$ 1477	33		BGBK-05	\$ 1477	33		BNBK	\$ 1280	34	
	BGBK-10	\$ 1477	33		BGBK-10	\$ 1477	33		C	\$ 1047	34	
	BK	\$ 1465	33		BK	\$ 1465	33		CBK	\$ 1047	34	
	BK-05	\$ 1477	33		BK-05	\$ 1477	33		PN	\$ 1280	34	
	BK-10	\$ 1477	33		BK-10	\$ 1477	33		PNBK	\$ 1280	34	
	BN	\$ 1280	33		BN	\$ 1280	33		MMSQ05X	BG	\$ 1465	34
	BN-05	\$ 1292	33		BN-05	\$ 1292	33			BGBK	\$ 1465	34
	BN-10	\$ 1292	33		BN-10	\$ 1292	33			BK	\$ 1465	34
	BNBK	\$ 1280	33		BNBK	\$ 1280	33			BN	\$ 1280	34
	BNBK-05	\$ 1292	33		BNBK-05	\$ 1292	33			BNBK	\$ 1280	34
	BNBK-10	\$ 1292	33		BNBK-10	\$ 1292	33			C	\$ 1047	34
	C	\$ 1047	33		C	\$ 1047	33			CBK	\$ 1047	34
	C-05	\$ 1059	33		C-05	\$ 1059	33			PN	\$ 1280	34
	C-10	\$ 1059	33		C-10	\$ 1059	33			PNBK	\$ 1280	34
	CBK	\$ 1047	33		CBK	\$ 1047	33			MMSQ08J	BG	\$ 1206
	CBK-05	\$ 1059	33		CBK-05	\$ 1059	33		BG-05		\$ 1217	33
	CBK-10	\$ 1059	33		CBK-10	\$ 1059	33		BG-10		\$ 1217	33
	PN	\$ 1280	33		PN	\$ 1280	33		BGBK		\$ 1206	33
	PN-05	\$ 1292	33		PN-05	\$ 1292	33		BGBK-05		\$ 1217	33
	PN-10	\$ 1292	33		PN-10	\$ 1292	33		BGBK-10		\$ 1217	33
	PNBK	\$ 1280	33		PNBK	\$ 1280	33		BK		\$ 1206	33
	PNBK-05	\$ 1292	33		PNBK-05	\$ 1292	33		BK-05		\$ 1217	33
PNBK-10	\$ 1292	33	PNBK-10	\$ 1292	33	BK-10	\$ 1217	33				
MMSQ05J	BG	\$ 1465	34	MMSQ05L	BG	\$ 1465	34	BN	\$ 1106		33	
	BGBK	\$ 1465	34		BGBK	\$ 1465	34	BN-05	\$ 1118	33		
	BK	\$ 1465	34		BK	\$ 1465	34	BN-10	\$ 1118	33		
	BN	\$ 1280	34		BN	\$ 1280	34	BNBK	\$ 1106	33		
	BNBK	\$ 1280	34		BNBK	\$ 1280	34	BNBK-05	\$ 1118	33		
	C	\$ 1047	34		C	\$ 1047	34	BNBK-10	\$ 1118	33		
	CBK	\$ 1047	34		CBK	\$ 1047	34	C	\$ 863	33		
	PN	\$ 1280	34		PN	\$ 1280	34	C-05	\$ 873	33		
	PNBK	\$ 1280	34		PNBK	\$ 1280	34	C-10	\$ 873	33		
								CBK	\$ 863	33		
						CBK-05	\$ 873	33				
						CBK-10	\$ 873	33				
						PN	\$ 1106	33				
						PN-05	\$ 1118	33				
						PN-10	\$ 1118	33				
						PNBK	\$ 1106	33				
						PNBK-05	\$ 1118	33				
						PNBK-10	\$ 1118	33				

NUMERICAL INDEX

PRODUCT CODE	COLOR	USD PRICE	PAGE
MMSQ08L	BG	\$ 1206	33
	BG-05	\$ 1217	33
	BG-10	\$ 1217	33
	BGBK	\$ 1206	33
	BGBK-05	\$ 1217	33
	BGBK-10	\$ 1217	33
	BK	\$ 1206	33
	BK-05	\$ 1217	33
	BK-10	\$ 1217	33
	BN	\$ 1106	33
	BN-05	\$ 1118	33
	BN-10	\$ 1118	33
	BNBK	\$ 1106	33
	BNBK-05	\$ 1118	33
	BNBK-10	\$ 1118	33
	C	\$ 863	33
	C-05	\$ 873	33
	C-10	\$ 873	33
	CBK	\$ 863	33
	CBK-05	\$ 873	33
	CBK-10	\$ 873	33
	PN	\$ 1106	33
	PN-05	\$ 1118	33
	PN-10	\$ 1118	33
	PNBK	\$ 1106	33
	PNBK-05	\$ 1118	33
	PNBK-10	\$ 1118	33

PRODUCT CODE	COLOR	USD PRICE	PAGE
MMSQ08+	BG	\$ 1206	33
	BG-05	\$ 1217	33
	BG-10	\$ 1217	33
	BGBK	\$ 1206	33
	BGBK-05	\$ 1217	33
	BGBK-10	\$ 1217	33
	BK	\$ 1206	33
	BK-05	\$ 1217	33
	BK-10	\$ 1217	33
	BN	\$ 1106	33
	BN-05	\$ 1118	33
	BN-10	\$ 1118	33
	BNBK	\$ 1106	33
	BNBK-05	\$ 1118	33
	BNBK-10	\$ 1118	33
	C	\$ 863	33
	C-05	\$ 873	33
	C-10	\$ 873	33
	CBK	\$ 863	33
	CBK-05	\$ 873	33
	CBK-10	\$ 873	33
	PN	\$ 1106	33
	PN-05	\$ 1118	33
	PN-10	\$ 1118	33
	PNBK	\$ 1106	33
	PNBK-05	\$ 1118	33
	PNBK-10	\$ 1118	33

PRODUCT CODE	COLOR	USD PRICE	PAGE
MMSQ08X	BG	\$ 1206	33
	BG-05	\$ 1217	33
	BG-10	\$ 1217	33
	BGBK	\$ 1206	33
	BGBK-05	\$ 1217	33
	BGBK-10	\$ 1217	33
	BK	\$ 1206	33
	BK-05	\$ 1217	33
	BK-10	\$ 1217	33
	BN	\$ 1106	33
	BN-05	\$ 1118	33
	BN-10	\$ 1118	33
	BNBK	\$ 1106	33
	BNBK-05	\$ 1118	33
	BNBK-10	\$ 1118	33
	C	\$ 863	33
	C-05	\$ 873	33
	C-10	\$ 873	33
	CBK	\$ 863	33
	CBK-05	\$ 873	33
	CBK-10	\$ 873	33
	PN	\$ 1106	33
	PN-05	\$ 1118	33
	PN-10	\$ 1118	33
	PNBK	\$ 1106	33
	PNBK-05	\$ 1118	33
	PNBK-10	\$ 1118	33
MMSQ12J	BG	\$ 1923	34
	BGBK	\$ 1923	34
	BK	\$ 1923	34
	BN	\$ 1813	34
	BNBK	\$ 1813	34
	C	\$ 1424	34
	CBK	\$ 1424	34
	PN	\$ 1813	34
	PNBK	\$ 1813	34
MMSQ12L	BG	\$ 1923	34
	BGBK	\$ 1923	34
	BK	\$ 1923	34
	BN	\$ 1813	34
	BNBK	\$ 1813	34
	C	\$ 1424	34
	CBK	\$ 1424	34
	PN	\$ 1813	34
	PNBK	\$ 1813	34

NUMERICAL INDEX

PRODUCT CODE	COLOR	USD PRICE	PAGE	PRODUCT CODE	COLOR	USD PRICE	PAGE	PRODUCT CODE	COLOR	USD PRICE	PAGE
MMSQ12+	BG	\$ 1923	34	MMSQ39L	BG	\$ 3055	36	MMSQ39+	BG	\$ 3055	36
	BGBK	\$ 1923	34		BG-EX	\$ 3055	36		BG-EX	\$ 3055	36
	BK	\$ 1923	34		BG-SPEX	\$ 3055	36		BG-SPEX	\$ 3055	36
	BN	\$ 1813	34		BGBK	\$ 3055	36		BGBK	\$ 3055	36
	BNBK	\$ 1813	34		BGBK-EX	\$ 3055	36		BGBK-EX	\$ 3055	36
	C	\$ 1424	34		BGBK-SPEX	\$ 3055	36		BGBK-SPEX	\$ 3055	36
	CBK	\$ 1424	34		BK	\$ 3055	36		BK	\$ 3055	36
	PN	\$ 1813	34		BK-EX	\$ 3055	36		BK-EX	\$ 3055	36
	PNBK	\$ 1813	34		BK-SPEX	\$ 3055	36		BK-SPEX	\$ 3055	36
MMSQ12X	BG	\$ 1923	34	BN	\$ 2873	36	BN	\$ 2873	36		
	BGBK	\$ 1923	34	BN-EX	\$ 2873	36	BN-EX	\$ 2873	36		
	BK	\$ 1923	34	BN-SPEX	\$ 2873	36	BN-SPEX	\$ 2873	36		
	BN	\$ 1813	34	BNBK	\$ 2873	36	BNBK	\$ 2873	36		
	BNBK	\$ 1813	34	BNBK-EX	\$ 2873	36	BNBK-EX	\$ 2873	36		
	C	\$ 1424	34	BNBK-SPEX	\$ 2873	36	BNBK-SPEX	\$ 2873	36		
	CBK	\$ 1424	34	C	\$ 2211	36	C	\$ 2211	36		
	PN	\$ 1813	34	C-EX	\$ 2211	36	C-EX	\$ 2211	36		
	PNBK	\$ 1813	34	C-SPEX	\$ 2211	36	C-SPEX	\$ 2211	36		
MMSQ39J	BG	\$ 3055	36	CBK	\$ 2211	36	CBK	\$ 2211	36		
	BG-EX	\$ 3055	36	CBK-EX	\$ 2211	36	CBK-EX	\$ 2211	36		
	BG-SPEX	\$ 3055	36	CBK-SPEX	\$ 2211	36	CBK-SPEX	\$ 2211	36		
	BGBK	\$ 3055	36	PN	\$ 2873	36	PN	\$ 2873	36		
	BGBK-EX	\$ 3055	36	PN-EX	\$ 2873	36	PN-EX	\$ 2873	36		
	BGBK-SPEX	\$ 3055	36	PN-SPEX	\$ 2873	36	PN-SPEX	\$ 2873	36		
	BK	\$ 3055	36	PNBK	\$ 2873	36	PNBK	\$ 2873	36		
	BK-EX	\$ 3055	36	PNBK-EX	\$ 2873	36	PNBK-EX	\$ 2873	36		
	BK-SPEX	\$ 3055	36	PNBK-SPEX	\$ 2873	36	PNBK-SPEX	\$ 2873	36		
	BN	\$ 2873	36								
	BN-EX	\$ 2873	36								
	BN-SPEX	\$ 2873	36								
	BNBK	\$ 2873	36								
	BNBK-EX	\$ 2873	36								
	BNBK-SPEX	\$ 2873	36								
	C	\$ 2211	36								
	C-EX	\$ 2211	36								
	C-SPEX	\$ 2211	36								
	CBK	\$ 2211	36								
	CBK-EX	\$ 2211	36								
	CBK-SPEX	\$ 2211	36								
	PN	\$ 2873	36								
	PN-EX	\$ 2873	36								
	PN-SPEX	\$ 2873	36								
	PNBK	\$ 2873	36								
	PNBK-EX	\$ 2873	36								
	PNBK-SPEX	\$ 2873	36								

NUMERICAL INDEX

PRODUCT CODE	COLOR	USD PRICE	PAGE	
MMSQ39X	BG	\$ 3055	36	
	BG-EX	\$ 3055	36	
	BG-SPEX	\$ 3055	36	
	BGBK	\$ 3055	36	
	BGBK-EX	\$ 3055	36	
	BGBK-SPEX	\$ 3055	36	
	BK	\$ 3055	36	
	BK-EX	\$ 3055	36	
	BK-SPEX	\$ 3055	36	
	BN	\$ 2873	36	
	BN-EX	\$ 2873	36	
	BN-SPEX	\$ 2873	36	
	BNBK	\$ 2873	36	
	BNBK-EX	\$ 2873	36	
	BNBK-SPEX	\$ 2873	36	
	C	\$ 2211	36	
	C-EX	\$ 2211	36	
	C-SPEX	\$ 2211	36	
	CBK	\$ 2211	36	
	CBK-EX	\$ 2211	36	
	CBK-SPEX	\$ 2211	36	
	PN	\$ 2873	36	
	PN-EX	\$ 2873	36	
	PN-SPEX	\$ 2873	36	
	PNBK	\$ 2873	36	
	PNBK-EX	\$ 2873	36	
	PNBK-SPEX	\$ 2873	36	
	MMSQ80	BG	\$ 404	49, 410
		BK	\$ 404	49, 410
		BN	\$ 362	49, 410
		C	\$ 284	49, 410
		PN	\$ 362	49, 410

PRODUCT CODE	COLOR	USD PRICE	PAGE
MMSQL01J	BG	\$ 1087	32
	BG-05	\$ 1101	32
	BG-10	\$ 1101	32
	BGBK	\$ 1087	32
	BGBK-05	\$ 1101	32
	BGBK-10	\$ 1101	32
	BK	\$ 1087	32
	BK-05	\$ 1101	32
	BK-10	\$ 1101	32
	BN	\$ 1008	32
	BN-05	\$ 1022	32
	BN-10	\$ 1022	32
	BNBK	\$ 1008	32
	BNBK-05	\$ 1022	32
	BNBK-10	\$ 1022	32
	C	\$ 777	32
	C-05	\$ 788	32
	C-10	\$ 788	32
	CBK	\$ 777	32
	CBK-05	\$ 788	32
	CBK-10	\$ 788	32
	PN	\$ 1008	32
	PN-05	\$ 1022	32
	PN-10	\$ 1022	32
	PNBK	\$ 1008	32
	PNBK-05	\$ 1022	32
	PNBK-10	\$ 1022	32

PRODUCT CODE	COLOR	USD PRICE	PAGE
MMSQL01L	BG	\$ 1087	32
	BG-05	\$ 1101	32
	BG-10	\$ 1101	32
	BGBK	\$ 1087	32
	BGBK-05	\$ 1101	32
	BGBK-10	\$ 1101	32
	BK	\$ 1087	32
	BK-05	\$ 1101	32
	BK-10	\$ 1101	32
	BN	\$ 1008	32
	BN-05	\$ 1022	32
	BN-10	\$ 1022	32
	BNBK	\$ 1008	32
	BNBK-05	\$ 1022	32
	BNBK-10	\$ 1022	32
	C	\$ 777	32
	C-05	\$ 788	32
	C-10	\$ 788	32
	CBK	\$ 777	32
	CBK-05	\$ 788	32
	CBK-10	\$ 788	32
	PN	\$ 1008	32
	PN-05	\$ 1022	32
	PN-10	\$ 1022	32
	PNBK	\$ 1008	32
	PNBK-05	\$ 1022	32
	PNBK-10	\$ 1022	32

NUMERICAL INDEX

PRODUCT CODE	COLOR	USD PRICE	PAGE	PRODUCT CODE	COLOR	USD PRICE	PAGE	PRODUCT CODE	COLOR	USD PRICE	PAGE
MMSQL01+	BG	\$ 1087	32	MMSQL01X	BG	\$ 1087	32	MMSQS00J	BG	\$ 845	32
	BG-05	\$ 1101	32		BG-05	\$ 1101	32		BG-05	\$ 858	32
	BG-10	\$ 1101	32		BG-10	\$ 1101	32		BG-10	\$ 858	32
	BGBK	\$ 1087	32		BGBK	\$ 1087	32		BGBK	\$ 845	32
	BGBK-05	\$ 1101	32		BGBK-05	\$ 1101	32		BGBK-05	\$ 858	32
	BGBK-10	\$ 1101	32		BGBK-10	\$ 1101	32		BGBK-10	\$ 858	32
	BK	\$ 1087	32		BK	\$ 1087	32		BK	\$ 845	32
	BK-05	\$ 1101	32		BK-05	\$ 1101	32		BK-05	\$ 858	32
	BK-10	\$ 1101	32		BK-10	\$ 1101	32		BK-10	\$ 858	32
	BN	\$ 1008	32		BN	\$ 1008	32		BN	\$ 799	32
	BN-05	\$ 1022	32		BN-05	\$ 1022	32		BN-05	\$ 812	32
	BN-10	\$ 1022	32		BN-10	\$ 1022	32		BN-10	\$ 812	32
	BNBK	\$ 1008	32		BNBK	\$ 1008	32		BNBK	\$ 799	32
	BNBK-05	\$ 1022	32		BNBK-05	\$ 1022	32		BNBK-05	\$ 812	32
	BNBK-10	\$ 1022	32		BNBK-10	\$ 1022	32		BNBK-10	\$ 812	32
	C	\$ 777	32		C	\$ 777	32		C	\$ 622	32
	C-05	\$ 788	32		C-05	\$ 788	32		C-05	\$ 635	32
	C-10	\$ 788	32		C-10	\$ 788	32		C-10	\$ 635	32
	CBK	\$ 777	32		CBK	\$ 777	32		CBK	\$ 622	32
	CBK-05	\$ 788	32		CBK-05	\$ 788	32		CBK-05	\$ 635	32
	CBK-10	\$ 788	32		CBK-10	\$ 788	32		CBK-10	\$ 635	32
	PN	\$ 1008	32		PN	\$ 1008	32		PN	\$ 799	32
	PN-05	\$ 1022	32		PN-05	\$ 1022	32		PN-05	\$ 812	32
	PN-10	\$ 1022	32		PN-10	\$ 1022	32		PN-10	\$ 812	32
	PNBK	\$ 1008	32		PNBK	\$ 1008	32		PNBK	\$ 799	32
	PNBK-05	\$ 1022	32		PNBK-05	\$ 1022	32		PNBK-05	\$ 812	32
	PNBK-10	\$ 1022	32		PNBK-10	\$ 1022	32		PNBK-10	\$ 812	32

NUMERICAL INDEX

PRODUCT CODE	COLOR	USD PRICE	PAGE	PRODUCT CODE	COLOR	USD PRICE	PAGE	PRODUCT CODE	COLOR	USD PRICE	PAGE
MMSQS00L	BG	\$ 845	32	MMSQS00+	BG	\$ 845	32	MMSQS00X	BG	\$ 845	32
	BG-05	\$ 858	32		BG-05	\$ 858	32		BG-05	\$ 858	32
	BG-10	\$ 858	32		BG-10	\$ 858	32		BG-10	\$ 858	32
	BGBK	\$ 845	32		BGBK	\$ 845	32		BGBK	\$ 845	32
	BGBK-05	\$ 858	32		BGBK-05	\$ 858	32		BGBK-05	\$ 858	32
	BGBK-10	\$ 858	32		BGBK-10	\$ 858	32		BGBK-10	\$ 858	32
	BK	\$ 845	32		BK	\$ 845	32		BK	\$ 845	32
	BK-05	\$ 858	32		BK-05	\$ 858	32		BK-05	\$ 858	32
	BK-10	\$ 858	32		BK-10	\$ 858	32		BK-10	\$ 858	32
	BN	\$ 799	32		BN	\$ 799	32		BN	\$ 799	32
	BN-05	\$ 812	32		BN-05	\$ 812	32		BN-05	\$ 812	32
	BN-10	\$ 812	32		BN-10	\$ 812	32		BN-10	\$ 812	32
	BNBK	\$ 799	32		BNBK	\$ 799	32		BNBK	\$ 799	32
	BNBK-05	\$ 812	32		BNBK-05	\$ 812	32		BNBK-05	\$ 812	32
	BNBK-10	\$ 812	32		BNBK-10	\$ 812	32		BNBK-10	\$ 812	32
	C	\$ 622	32		C	\$ 622	32		C	\$ 622	32
	C-05	\$ 635	32		C-05	\$ 635	32		C-05	\$ 635	32
	C-10	\$ 635	32		C-10	\$ 635	32		C-10	\$ 635	32
	CBK	\$ 622	32		CBK	\$ 622	32		CBK	\$ 622	32
	CBK-05	\$ 635	32		CBK-05	\$ 635	32		CBK-05	\$ 635	32
	CBK-10	\$ 635	32		CBK-10	\$ 635	32		CBK-10	\$ 635	32
	PN	\$ 799	32		PN	\$ 799	32		PN	\$ 799	32
	PN-05	\$ 812	32		PN-05	\$ 812	32		PN-05	\$ 812	32
	PN-10	\$ 812	32		PN-10	\$ 812	32		PN-10	\$ 812	32
PNBK	\$ 799	32	PNBK	\$ 787	32	PNBK	\$ 799	32			
PNBK-05	\$ 812	32	PNBK-05	\$ 799	32	PNBK-05	\$ 812	32			
PNBK-10	\$ 812	32	PNBK-10	\$ 799	32	PNBK-10	\$ 812	32			

NUMERICAL INDEX

PRODUCT CODE	COLOR	USD PRICE	PAGE	PRODUCT CODE	COLOR	USD PRICE	PAGE	PRODUCT CODE	COLOR	USD PRICE	PAGE
MMSQS01J	BG	\$ 905	32	MMSQS01L	BG	\$ 905	32	MMSQS01+	BG	\$ 905	32
	BG-05	\$ 918	32		BG	\$ 905	32		BG-05	\$ 918	32
	BG-10	\$ 918	32		BG-05	\$ 918	32		BG-10	\$ 918	32
	BGBK	\$ 905	32		BG-10	\$ 918	32		BGBK	\$ 905	32
	BGBK-05	\$ 918	32		BGBK-05	\$ 918	32		BGBK-05	\$ 918	32
	BGBK-10	\$ 918	32		BGBK-10	\$ 918	32		BGBK-10	\$ 918	32
	BK	\$ 905	32		BK	\$ 905	32		BK	\$ 905	32
	BK-05	\$ 918	32		BK-05	\$ 918	32		BK-05	\$ 918	32
	BK-10	\$ 918	32		BK-10	\$ 918	32		BK-10	\$ 918	32
	BN	\$ 842	32		BN	\$ 842	32		BN	\$ 842	32
	BN-05	\$ 854	32		BN-05	\$ 854	32		BN-05	\$ 854	32
	BN-10	\$ 854	32		BN-10	\$ 854	32		BN-10	\$ 854	32
	BNBK	\$ 842	32		BNBK	\$ 842	32		BNBK	\$ 842	32
	BNBK-05	\$ 854	32		BNBK-05	\$ 854	32		BNBK-05	\$ 854	32
	BNBK-10	\$ 854	32		BNBK-10	\$ 854	32		BNBK-10	\$ 854	32
	C	\$ 646	32		C	\$ 646	32		C	\$ 646	32
	C-05	\$ 659	32		C-05	\$ 659	32		C-05	\$ 659	32
	C-10	\$ 659	32		C-10	\$ 659	32		C-10	\$ 659	32
	CBK	\$ 646	32		CBK	\$ 646	32		CBK	\$ 646	32
	CBK-05	\$ 659	32		CBK-05	\$ 659	32		CBK-05	\$ 659	32
	CBK-10	\$ 659	32		CBK-10	\$ 659	32		CBK-10	\$ 659	32
	PN	\$ 842	32		PN	\$ 842	32		PN	\$ 842	32
	PN-05	\$ 854	32		PN-05	\$ 854	32		PN-05	\$ 854	32
	PN-10	\$ 854	32		PN-10	\$ 854	32		PN-10	\$ 854	32
	PNBK	\$ 842	32		PNBK	\$ 842	32		PNBK	\$ 842	32
	PNBK-05	\$ 854	32		PNBK-05	\$ 854	32		PNBK-05	\$ 854	32
	PNBK-10	\$ 854	32		PNBK-10	\$ 854	32		PNBK-10	\$ 854	32

NUMERICAL INDEX

PRODUCT CODE	COLOR	USD PRICE	PAGE	PRODUCT CODE	COLOR	USD PRICE	PAGE	PRODUCT CODE	COLOR	USD PRICE	PAGE	
MMSQS01X	BG	\$ 905	32	MZ701	C	\$ 470	11	PA06+	BN	\$ 883	176	
	BG-05	\$ 918	32		C-10	\$ 482	11		C	\$ 646	176	
	BG-10	\$ 918	32		SS	\$ 623	11		PN	\$ 883	176	
	BGBK	\$ 905	32		SS-10	\$ 635	11	PA08L	BN	\$ 742	174	
	BGBK-05	\$ 918	32		P170	BG	\$ 58		415	BN-05	\$ 755	174
	BGBK-10	\$ 918	32	BK		\$ 58	415		BN-10	\$ 755	174	
	BK	\$ 905	32	BN		\$ 53	415		C	\$ 571	174	
	BK-05	\$ 918	32	C		\$ 39	415		C-05	\$ 583	174	
	BK-10	\$ 918	32	PN		\$ 53	415	C-10	\$ 583	174		
	BN	\$ 842	32	PA00L	C	\$ 529	173	PN	\$ 742	174		
	BN-05	\$ 854	32		C-05	\$ 541	173	PN-05	\$ 755	174		
	BN-10	\$ 854	32		C-10	\$ 541	173	PN-10	\$ 755	174		
	BNBK	\$ 842	32	PA00+	C	\$ 529	173	PA08+	BN	\$ 742	174	
	BNBK-05	\$ 854	32		C-05	\$ 541	173		BN-05	\$ 755	174	
	BNBK-10	\$ 854	32		C-10	\$ 541	173		BN-10	\$ 755	174	
	C	\$ 646	32	PA01L	C	\$ 552	173		C	\$ 571	174	
	C-05	\$ 659	32		C-05	\$ 564	173		C-05	\$ 583	174	
	C-10	\$ 659	32		C-10	\$ 564	173	C-10	\$ 583	174		
	CBK	\$ 646	32	PA01+	C	\$ 552	173	PN	\$ 742	174		
	CBK-05	\$ 659	32		C-05	\$ 564	173	PN-05	\$ 755	174		
	CBK-10	\$ 659	32		C-10	\$ 564	173	PN-10	\$ 755	174		
	PN	\$ 842	32	PA03L	BN	\$ 875	174	PA09L	BN	\$ 1000	176	
	PN-05	\$ 854	32		BN-05	\$ 886	174		C	\$ 824	176	
	PN-10	\$ 854	32		BN-10	\$ 886	174		PN	\$ 1000	176	
	PNBK	\$ 842	32		C	\$ 706	174	PA09+	BN	\$ 1000	176	
	PNBK-05	\$ 854	32		C-05	\$ 718	174		C	\$ 824	176	
	PNBK-10	\$ 854	32		C-10	\$ 718	174		PN	\$ 1000	176	
	MY101	BK	\$ 732		11	PN	\$ 875	174	PA12L	BN	\$ 1059	174
		BK-10	\$ 744		11	PN-05	\$ 886	174		C	\$ 824	174
		BK-15	\$ 744		11	PN-10	\$ 886	174		PN	\$ 1059	174
		C	\$ 560		11	PA03+	BN	\$ 875	174	PA12+	BN	\$ 1059
		C-10	\$ 571	11	BN-05		\$ 886	174	C		\$ 824	174
C-15		\$ 571	11	BN-10	\$ 886		174	PN	\$ 1059		174	
SS		\$ 678	11	C	\$ 706		174	PA39	BN	\$ 1884	175	
SS-10		\$ 690	11	C-05	\$ 718		174		BN-EX	\$ 1884	175	
SS-15		\$ 690	11	C-10	\$ 718		174		BN-SPEX	\$ 1884	175	
MZ101		C	\$ 681	11	PN		\$ 875		174	C	\$ 1412	175
		C-10	\$ 694	11	PN-05		\$ 886		174	C-EX	\$ 1412	175
	SS	\$ 894	11	PN-10	\$ 886		174	C-SPEX	\$ 1412	175		
	SS-10	\$ 905	11	PA05L	BN		\$ 875	174	PN	\$ 1884	175	
MZ601	C	\$ 493	11		C	\$ 706	174	PN-EX	\$ 1884	175		
	C-10	\$ 507	11	PN	\$ 875	174	PN-SPEX	\$ 1884	175			
	C-15	\$ 507	11	PA05+	BN	\$ 875	174					
	SS	\$ 694	11		C	\$ 706	174					
	SS-10	\$ 706	11		PN	\$ 875	174					
SS-15	\$ 706	11	PA06L	BN	\$ 883	176						
				C	\$ 646	176						
				PN	\$ 883	176						

NUMERICAL INDEX

PRODUCT CODE	COLOR	USD PRICE	PAGE	PRODUCT CODE	COLOR	USD PRICE	PAGE	PRODUCT CODE	COLOR	USD PRICE	PAGE
PAS00	BN	\$ 462	173	PATM44+	BN	\$ 635	179	PATM47+	BN	\$ 694	181
	BN-05	\$ 474	173		BN-EX	\$ 635	179		BN-EX	\$ 694	181
	BN-10	\$ 474	173		BN-SPEX	\$ 635	179		BN-SPEX	\$ 694	181
	C	\$ 354	173		C	\$ 541	179		C	\$ 588	181
	C-05	\$ 366	173		C-EX	\$ 541	179		C-EX	\$ 588	181
	C-10	\$ 366	173		C-SPEX	\$ 541	179		C-SPEX	\$ 588	181
	PN	\$ 462	173		PN	\$ 635	179		PN	\$ 694	181
	PN-05	\$ 474	173		PN-EX	\$ 635	179		PN-EX	\$ 694	181
	PN-10	\$ 474	173		PN-SPEX	\$ 635	179		PN-SPEX	\$ 694	181
PAS01	BN	\$ 504	173	PATM45	BN	\$ 694	181	PATM51	BN	\$ 430	177
	BN-05	\$ 515	173		BN-EX	\$ 694	181		BN-EX	\$ 430	177
	BN-10	\$ 515	173		BN-SPEX	\$ 694	181		BN-SPEX	\$ 430	177
	C	\$ 376	173		C	\$ 588	181		C	\$ 335	177
	C-05	\$ 390	173		C-EX	\$ 588	181		C-EX	\$ 335	177
	C-10	\$ 390	173		C-SPEX	\$ 588	181		C-SPEX	\$ 335	177
	PN	\$ 504	173		PN	\$ 694	181		PN	\$ 430	177
	PN-05	\$ 515	173		PN-EX	\$ 694	181		PN-EX	\$ 430	177
	PN-10	\$ 515	173		PN-SPEX	\$ 694	181		PN-SPEX	\$ 430	177
PATM23	BN	\$ 635	179	PATM45+	BN	\$ 694	181	PATM83	BN	\$ 1366	185
	BN-EX	\$ 635	179		BN-EX	\$ 694	181		C	\$ 1178	185
	BN-SPEX	\$ 635	179		BN-SPEX	\$ 694	181		PN	\$ 1366	185
	C	\$ 541	179		C	\$ 588	181	PATM83+	BN	\$ 1366	185
	C-EX	\$ 541	179		C-EX	\$ 588	181		C	\$ 1178	185
	C-SPEX	\$ 541	179		C-SPEX	\$ 588	181		PN	\$ 1366	185
	PN	\$ 635	179		PN	\$ 694	181	PATM88	BN	\$ 1216	183
	PN-EX	\$ 635	179		PN-EX	\$ 694	181		C	\$ 1059	183
	PN-SPEX	\$ 635	179		PN-SPEX	\$ 694	181		PN	\$ 1216	183
PATM23+	BN	\$ 635	179	PATM46	BN	\$ 1216	183	PATM88+	BN	\$ 1216	183
	BN-EX	\$ 635	179		C	\$ 1059	183		C	\$ 1059	183
	BN-SPEX	\$ 635	179		PN	\$ 1216	183		PN	\$ 1216	183
	C	\$ 541	179	PATM46+	BN	\$ 1216	183	PATQ23	BN	\$ 635	180
	C-EX	\$ 541	179		C	\$ 1059	183		BN-EX	\$ 635	180
	C-SPEX	\$ 541	179		PN	\$ 1216	183		BN-SPEX	\$ 635	180
	PN	\$ 635	179	PATM47	BN	\$ 694	181		C	\$ 541	180
	PN-EX	\$ 635	179		BN-EX	\$ 694	181		C-EX	\$ 541	180
	PN-SPEX	\$ 635	179		BN-SPEX	\$ 694	181	C-SPEX	\$ 541	180	
PATM44	BN	\$ 635	179		C	\$ 588	181	PATQ23+	BN	\$ 635	180
	BN-EX	\$ 635	179		C-EX	\$ 588	181		BN-EX	\$ 635	180
	BN-SPEX	\$ 635	179	C-SPEX	\$ 588	181	BN-SPEX		\$ 635	180	
	C	\$ 541	179	PN	\$ 694	181	C		\$ 541	180	
	C-EX	\$ 541	179	PN-EX	\$ 694	181	C-EX		\$ 541	180	
	C-SPEX	\$ 541	179	PN-SPEX	\$ 694	181	C-SPEX	\$ 541	180		
	PN	\$ 635	179	PATQ44	BN	\$ 635	180	BN	\$ 635	180	
	PN-EX	\$ 635	179		BN-EX	\$ 635	180	BN-EX	\$ 635	180	
	PN-SPEX	\$ 635	179		BN-SPEX	\$ 635	180	BN-SPEX	\$ 635	180	
			C		\$ 541	180	C	\$ 541	180		
			C-EX		\$ 541	180	C-EX	\$ 541	180		
			C-SPEX	\$ 541	180	C-SPEX	\$ 541	180			

NUMERICAL INDEX

PRODUCT CODE	COLOR	USD PRICE	PAGE	PRODUCT CODE	COLOR	USD PRICE	PAGE	PRODUCT CODE	COLOR	USD PRICE	PAGE	
PATQ44+	BN	\$ 635	180	PFTQ03T	C	\$ 729	159	PLTM123	BG	\$ 64	144, 228	
	BN-EX	\$ 635	180		C-10	\$ 740	159		BK	\$ 64	228	
	BN-SPEX	\$ 635	180	PFTQ08T	C	\$ 593	159		BN	\$ 57	186, 210, 228, 292, 309	
	C	\$ 541	180		C-10	\$ 605	159		C	\$ 46	144, 186, 210, 228, 292, 309, 365	
	C-EX	\$ 541	180	PFTQ09T	C	\$ 824	159		PLTM144	PN	\$ 57	186, 228, 292
	C-SPEX	\$ 541	180	PFTQ12T	C	\$ 787	159			BG	\$ 64	144, 228
PATQ45	BN	\$ 694	182	PFTQ23	C	\$ 541	161	BK	\$ 64	228		
	BN-EX	\$ 694	182		C-EX	\$ 541	161	BN	\$ 57	186, 210, 228, 292, 309		
	BN-SPEX	\$ 694	182		C-SPEX	\$ 541	161	C	\$ 46	144, 186, 210, 228, 292, 309, 365		
	C	\$ 588	182	PFTQ44	C	\$ 541	161	PLTM144	PN	\$ 57	186, 228, 292	
	C-EX	\$ 588	182		C-EX	\$ 541	161		BG	\$ 64	144, 228	
	C-SPEX	\$ 588	182		C-SPEX	\$ 541	161	BK	\$ 64	228		
PATQ45+	BN	\$ 694	182	PFTQ45	C	\$ 588	162	PLTM144	BN	\$ 57	186, 210, 228, 292, 309	
	BN-EX	\$ 694	182		C-EX	\$ 588	162		C	\$ 46	144, 186, 210, 228, 292, 309, 365	
	BN-SPEX	\$ 694	182		C-SPEX	\$ 588	162	PN	\$ 57	186, 228, 292		
	C	\$ 588	182	PFTQ46	C	\$ 1059	163	PLTQ023	BG	\$ 64	145	
	C-EX	\$ 588	182		PFTQ47	C	\$ 588		162	BN	\$ 57	124, 187, 346
	C-SPEX	\$ 588	182			C-EX	\$ 588	162	C	\$ 46	124, 145, 164, 187, 346	
PATQ46	BN	\$ 1216	184	PFTQ51	C	\$ 335	160	PLTQ044	PN	\$ 57	124, 187	
	C	\$ 1059	184		C-EX	\$ 335	160		BG	\$ 64	145	
PATQ46+	BN	\$ 1216	184	PFTQ83	C	\$ 1178	163	PLTQ044	BN	\$ 57	124, 187, 346	
	C	\$ 1059	184		PFTQ88	C	\$ 1059		163	C	\$ 46	124, 145, 164, 187, 346
PATQ47	BN	\$ 694	182	PL4	BN	\$ 39	24, 417	PLTQ045	PN	\$ 57	124, 187	
	BN-EX	\$ 694	182		C	\$ 26	24, 417		BG	\$ 64	145	
	BN-SPEX	\$ 694	182	PL8	C	\$ 53	15	BN	\$ 57	124, 187, 346		
	C	\$ 588	182		SS	\$ 76	15	C	\$ 46	124, 145, 164, 187, 346		
	C-EX	\$ 588	182	PLTM023	BG	\$ 64	144, 228	PN	\$ 57	124, 187		
	C-SPEX	\$ 588	182		BK	\$ 64	228	PLTQ123	BG	\$ 64	145	
PATQ47+	BN	\$ 694	182	PLTM023	BN	\$ 57	186, 210, 228, 292, 309		PLTQ123	BN	\$ 57	124, 187, 346
	BN-EX	\$ 694	182		C	\$ 46	144, 186, 210, 228, 292, 309, 365	C		\$ 46	124, 145, 164, 187, 346	
	BN-SPEX	\$ 694	182	PLTM044	PN	\$ 57	186, 228, 292	PLTQ144	PN	\$ 57	124, 187	
	C	\$ 588	182		BG	\$ 64	144, 228		BG	\$ 64	145	
	C-EX	\$ 588	182	PLTM044	BK	\$ 64	228	BN	\$ 57	124, 187, 346		
	C-SPEX	\$ 588	182		BN	\$ 57	186, 210, 228, 292, 309	C	\$ 46	124, 145, 164, 187, 346		
PATQ51	BN	\$ 430	178	PLTM044	C	\$ 46	144, 186, 210, 228, 292, 309, 365	PR08L	PN	\$ 57	124, 187	
	BN-EX	\$ 430	178		PN	\$ 57	186, 228, 292		BN	\$ 669	237	
	BN-SPEX	\$ 430	178	PLTM045	BG	\$ 64	144, 228	BN-05	\$ 680	237		
	C	\$ 335	178		BK	\$ 64	228	C	\$ 536	237		
	C-EX	\$ 335	178	PLTM045	BN	\$ 57	186, 210, 228, 292, 309	C-05	\$ 548	237		
	C-SPEX	\$ 335	178		C	\$ 46	144, 186, 210, 228, 292, 309, 365	C-10	\$ 548	237		
PATQ83	BN	\$ 1366	185	PLTM045	PN	\$ 57	186, 228, 292	PR08L	CW	\$ 536	237	
	C	\$ 1178	185		BG	\$ 64	144, 228		CW-05	\$ 548	237	
PATQ83+	BN	\$ 1366	185	PLTM045	BK	\$ 64	228	PR08L	CW-10	\$ 548	237	
	C	\$ 1178	185		BN	\$ 57	186, 210, 228, 292, 309		BN	\$ 669	237	
PATQ88	BN	\$ 1216	184	PLTM045	C	\$ 46	144, 186, 210, 228, 292, 309, 365	PR08+	BN-05	\$ 680	237	
	C	\$ 1059	184		PN	\$ 57	186, 228, 292		BN-10	\$ 680	237	
PATQ88+	BN	\$ 1216	184	PLTM045	C	\$ 46	144, 186, 210, 228, 292, 309, 365	PR08+	C	\$ 536	237	
	C	\$ 1059	184		PN	\$ 57	186, 228, 292		C-05	\$ 548	237	
								PR08+	C-10	\$ 548	237	

NUMERICAL INDEX

PRODUCT CODE	COLOR	USD PRICE	PAGE	PRODUCT CODE	COLOR	USD PRICE	PAGE	PRODUCT CODE	COLOR	USD PRICE	PAGE
PR12L	BN	\$ 1059	238	PXL01	BG	\$ 825	133	PXTQ44	BG	\$ 757	139
	C	\$ 808	238		C	\$ 588	133		BG-EX	\$ 757	139
	CW	\$ 808	238	PXS00	BG	\$ 621	133		BG-SPEX	\$ 757	139
PR12+	BN	\$ 1059	238		C	\$ 448	133		C	\$ 541	139
	C	\$ 808	238	PXS01	BG	\$ 659	133		C-EX	\$ 541	139
PX0	BG	\$ 101	152, 428		C	\$ 470	133	C-SPEX	\$ 541	139	
	BK	\$ 101	279, 428	PXTM23	BG	\$ 757	138	PXTQ45	BG	\$ 825	141
	BN	\$ 91	279, 331, 428		BG-EX	\$ 757	138		BG-EX	\$ 825	141
	C	\$ 61	152, 279, 331, 428		BG-SPEX	\$ 757	138		BG-SPEX	\$ 825	141
PX08	BG	\$ 958	133		C	\$ 541	138		C	\$ 588	141
	C	\$ 685	133		C-EX	\$ 541	138		C-EX	\$ 588	141
PX10	BG	\$ 1053	134	C-SPEX	\$ 541	138	C-SPEX	\$ 588	141		
	BG-EX	\$ 1053	134	PXTM44	BG	\$ 757	138	PXTQ46	C	\$ 1059	143
	BG-SPEX	\$ 1053	134		BG	\$ 757	138		PXTQ47	BG	\$ 825
	C	\$ 753	134		BG-EX	\$ 757	138	BG-EX		\$ 825	141
	C-EX	\$ 753	134		BG-SPEX	\$ 757	138	BG-SPEX	\$ 825	141	
	C-SPEX	\$ 753	134		C	\$ 541	138	C	\$ 588	141	
PX11	BG	\$ 741	133	C-EX	\$ 541	138	PXTQ51	BG	\$ 472	137	
	C	\$ 529	133	C-SPEX	\$ 541	138		BG-EX	\$ 472	137	
PX16	BG	\$ 1150	134	PXTM45	BG	\$ 825	140	BG-SPEX	\$ 472	137	
	BG-EX	\$ 1150	134		BG-EX	\$ 825	140	BG-SPEX	\$ 472	137	
	BG-SPEX	\$ 1150	134		C	\$ 588	140	C	\$ 335	137	
	C	\$ 824	134		C-EX	\$ 588	140	C-EX	\$ 335	137	
	C-EX	\$ 824	134		C-SPEX	\$ 588	140	C-SPEX	\$ 335	137	
	C-SPEX	\$ 824	134	PXTM46	C	\$ 1059	142	PXTQ80	BG	\$ 441	158, 412
PX21	C	\$ 1131	134	PXTM47	BG	\$ 825	140		C	\$ 260	158, 412
	PX3	BG	\$ 157		152, 428	BG-EX	\$ 825	140	PXTQ83	C	\$ 1178
BK		\$ 157	279, 428		BG-SPEX	\$ 825	140	PXTQ88		C	\$ 1059
BN		\$ 144	279, 331, 428		C	\$ 588	140		R20		\$ 101
C		\$ 86	152, 279, 331, 428		C-EX	\$ 588	140	R23		\$ 163	Collections
PX39	C-SPEX	\$ 588	140		PXTM51	BG	\$ 472	136	EX	\$ 163	Collections
	BG	\$ 2385	135	BG-EX		\$ 472	136	SPEX	\$ 163	Collections	
	BG-EX	\$ 2385	135	BG-SPEX		\$ 472	136	R45		\$ 227	Collections
	BG-SPEX	\$ 2385	135	C		\$ 335	136		EX	\$ 227	Collections
	C	\$ 1766	135	C-EX		\$ 335	136	SPEX	\$ 227	Collections	
	C-EX	\$ 1766	135	C-SPEX		\$ 335	136	R46		\$ 348	Collections
C-SPEX	\$ 1766	135	PXTM80	BG	\$ 441	158, 411	R51			\$ 131	Collections
PX5	BG	\$ 297		152, 428	C	\$ 260	158, 411	RH80	EX	\$ 131	Collections
	BK	\$ 297	279, 428	PXTM83	C	\$ 1178	142		SPEX	\$ 131	Collections
	BN	\$ 264	279, 331, 428		PXTM88	C	\$ 1059	142	RHBX	EX	\$ 442
	C	\$ 179	152, 279, 331, 428	PXTQ23		BG	\$ 757	139	SPEX	\$ 442	Collections
PX6	BG	\$ 474	152, 428		BG-EX	\$ 757	139	RHFS		\$ 220	Collections
	BK	\$ 474	279, 428		BG-SPEX	\$ 757	139		EX	\$ 220	Collections
	BN	\$ 436	279, 331, 428		C	\$ 541	139	SPEX	\$ 220	Collections	
	C	\$ 300	152, 279, 331, 428		C-EX	\$ 541	139				
PX7	C-SPEX	\$ 541	139	C-SPEX	\$ 541	139					
	BG	\$ 193	152, 428								
	BK	\$ 193	279, 428								
	BN	\$ 161	279, 331, 428								
C	\$ 104	152, 279, 331, 428									

NUMERICAL INDEX

PRODUCT CODE	COLOR	USD PRICE	PAGE	PRODUCT CODE	COLOR	USD PRICE	PAGE	PRODUCT CODE	COLOR	USD PRICE	PAGE	
RHTB		\$ 207	Collections	RT03L	BN	\$ 941	97	RT08L	BN	\$ 1001	97	
	EX	\$ 207	Collections		BN-05	\$ 953	97		BN-05	\$ 1013	97	
	SPEX	\$ 207	Collections		BN-10	\$ 953	97		BN-10	\$ 1013	97	
RL01	BG	\$ 607	219		C	\$ 783	97		C	\$ 777	97	
	BG-05	\$ 617	219		C-05	\$ 794	97		C-05	\$ 787	97	
	BG-10	\$ 617	219		C-10	\$ 794	97		C-10	\$ 787	97	
	BK	\$ 607	219		PN	\$ 941	97		PN	\$ 1001	97	
	BK-05	\$ 617	219		PN-05	\$ 953	97		PN-05	\$ 1013	97	
	BK-10	\$ 617	219		PN-10	\$ 953	97		PN-10	\$ 1013	97	
	BN	\$ 552	219		RT03+	BN	\$ 941		97	RT08+	BN	\$ 1001
	BN-05	\$ 564	219	BN-05		\$ 953	97	BN-05	\$ 1013		97	
	BN-10	\$ 564	219	BN-10		\$ 953	97	BN-10	\$ 1013		97	
	C	\$ 423	219	C		\$ 783	97	C	\$ 777		97	
	C-05	\$ 434	219	C-05		\$ 794	97	C-05	\$ 787		97	
	C-10	\$ 434	219	C-10		\$ 794	97	C-10	\$ 787		97	
	PN	\$ 552	219	PN		\$ 941	97	PN	\$ 1001		97	
RT0	BN	\$ 176	108, 250, 433	PN-05	\$ 953	97	PN-05	\$ 1013	97			
	C	\$ 112	108, 250, 433	PN-10	\$ 953	97	PN-10	\$ 1013	97			
	PN	\$ 176	108, 250, 433	RT03X	BN	\$ 941	97	RT08X	BN	\$ 1001	97	
RT00+	BN	\$ 689	95		BN-05	\$ 953	97		BN-05	\$ 1013	97	
	BN-05	\$ 701	95		BN-10	\$ 953	97		BN-10	\$ 1013	97	
	BN-10	\$ 701	95		C	\$ 783	97		C	\$ 777	97	
	C	\$ 517	95		C-05	\$ 794	97		C-05	\$ 787	97	
	C-05	\$ 529	95		C-10	\$ 794	97		C-10	\$ 787	97	
	C-10	\$ 529	95		PN	\$ 941	97		PN	\$ 1001	97	
RT00X	BN	\$ 689	95		PN-05	\$ 953	97		PN-05	\$ 1013	97	
	BN-05	\$ 701	95		PN-10	\$ 953	97		PN-10	\$ 1013	97	
	BN-10	\$ 701	95		RT05L	BN	\$ 941		97	RT09L	BN	\$ 1059
	C	\$ 517	95	C		\$ 783	97	C	\$ 870		99	
	C-05	\$ 529	95	PN		\$ 941	97	PN	\$ 1059		99	
C-10	\$ 529	95	RT05+	BN		\$ 941	97	RT09+	BN		\$ 1059	99
RT01+	BN	\$ 729		95		C	\$ 783		97		C	\$ 870
	BN-05	\$ 740		95	PN	\$ 941	97		PN	\$ 1059	99	
	BN-10	\$ 740	95	RT05X	BN	\$ 941	97	RT09X	BN	\$ 1059	99	
	C	\$ 541	95		C	\$ 783	97		C	\$ 870	99	
C-05	\$ 552	95	PN		\$ 941	97	PN		\$ 1059	99		
C-10	\$ 552	95	RT06L	BN	\$ 883	98	RT12L	BN	\$ 1295	97		
RT01X	BN	\$ 729		95	C	\$ 646		98	C	\$ 1013	97	
	BN-05	\$ 740		95	PN	\$ 883		98	PN	\$ 1295	97	
	BN-10	\$ 740	95	RT06+	BN	\$ 883	98	RT12+	BN	\$ 1295	97	
	C	\$ 541	95		C	\$ 646	98		C	\$ 1013	97	
C-05	\$ 552	95	PN		\$ 883	98	PN		\$ 1295	97		
C-10	\$ 552	95	RT06X	BN	\$ 883	98	RT12X	BN	\$ 1295	97		
				C	\$ 646	98		C	\$ 1013	97		
				PN	\$ 883	98		PN	\$ 1295	97		

NUMERICAL INDEX

PRODUCT CODE	COLOR	USD PRICE	PAGE	PRODUCT CODE	COLOR	USD PRICE	PAGE	PRODUCT CODE	COLOR	USD PRICE	PAGE	
RT23	BN	\$ 635	101	RT45+	BN	\$ 706	102	RT7	BN	\$ 194	108, 250, 433	
	BN-EX	\$ 635	101		BN-EX	\$ 706	102		C	\$ 128	108, 250, 433	
	BN-SPEX	\$ 635	101		BN-SPEX	\$ 706	102		PN	\$ 194	108, 250, 433	
	C	\$ 552	101		C	\$ 606	102	RT83	BN	\$ 1366	104	
	C-EX	\$ 552	101		C-EX	\$ 606	102		C	\$ 1178	104	
	C-SPEX	\$ 552	101		C-SPEX	\$ 606	102		PN	\$ 1366	104	
	PN	\$ 635	101		PN	\$ 706	102	RT83+	BN	\$ 1366	104	
	PN-EX	\$ 635	101		PN-EX	\$ 706	102		C	\$ 1178	104	
	PN-SPEX	\$ 635	101		PN-SPEX	\$ 706	102		PN	\$ 1366	104	
RT23+	BN	\$ 635	101	RT46	BN	\$ 1216	103	RT88	BN	\$ 1216	103	
	BN-EX	\$ 635	101		C	\$ 1059	103		C	\$ 1059	103	
	BN-SPEX	\$ 635	101		PN	\$ 1216	103		PN	\$ 1216	103	
	C	\$ 552	101	RT46+	BN	\$ 1216	103	RT88+	BN	\$ 1216	103	
	C-EX	\$ 552	101		C	\$ 1059	103		C	\$ 1059	103	
	C-SPEX	\$ 552	101		PN	\$ 1216	103		PN	\$ 1216	103	
	PN	\$ 635	101	RT47	BN	\$ 706	102	RU00	BG	\$ 482	219	
	PN-EX	\$ 635	101		BN-EX	\$ 706	102		BG-05	\$ 493	219	
	PN-SPEX	\$ 635	101		BN-SPEX	\$ 706	102		BG-10	\$ 493	219	
RT3	BN	\$ 335	108, 250, 433		C	\$ 606	102		BK	\$ 482	219	
	C	\$ 207	108, 250, 433		C-EX	\$ 606	102		BK-05	\$ 493	219	
	PN	\$ 335	108, 250, 433		C-SPEX	\$ 606	102		BK-10	\$ 493	219	
	RT44	BN	\$ 635		101	PN	\$ 706		102	BN	\$ 429	219
		BN-EX	\$ 635		101	PN-EX	\$ 706		102	BN-05	\$ 439	219
		BN-SPEX	\$ 635		101	PN-SPEX	\$ 706		102	BN-10	\$ 439	219
		C	\$ 552	101	RT47+	BN	\$ 706		102	C	\$ 329	219
		C-EX	\$ 552	101		BN-EX	\$ 706	102	C-05	\$ 341	219	
		C-SPEX	\$ 552	101		BN-SPEX	\$ 706	102	C-10	\$ 341	219	
PN		\$ 635	101	C		\$ 606	102	PN	\$ 429	219		
PN-EX		\$ 635	101	C-EX		\$ 606	102	PN-05	\$ 439	219		
PN-SPEX		\$ 635	101	C-SPEX		\$ 606	102	PN-10	\$ 439	219		
RT44+	BN	\$ 635	101	PN		\$ 706	102	RU01	BG	\$ 518	219	
	BN-EX	\$ 635	101	PN-EX		\$ 706	102		BG-05	\$ 528	219	
	BN-SPEX	\$ 635	101	PN-SPEX		\$ 706	102		BG-10	\$ 528	219	
	C	\$ 552	101	RT5	BN	\$ 353	108, 250, 433		BK	\$ 518	219	
	C-EX	\$ 552	101		C	\$ 235	108, 250, 433		BK-05	\$ 528	219	
	C-SPEX	\$ 552	101		PN	\$ 353	108, 250, 433		BK-10	\$ 528	219	
	PN	\$ 635	101	RT51	BN	\$ 442	100		BN	\$ 470	219	
	PN-EX	\$ 635	101		BN-EX	\$ 442	100		BN-05	\$ 482	219	
	PN-SPEX	\$ 635	101		BN-SPEX	\$ 442	100		BN-10	\$ 482	219	
RT45	BN	\$ 706	102		C	\$ 353	100		C	\$ 353	219	
	BN-EX	\$ 706	102		C-EX	\$ 353	100	C-05	\$ 365	219		
	BN-SPEX	\$ 706	102		C-SPEX	\$ 353	100	C-10	\$ 365	219		
	C	\$ 606	102		PN	\$ 442	100	PN	\$ 470	219		
	C-EX	\$ 606	102		PN-EX	\$ 442	100	PN-05	\$ 482	219		
	C-SPEX	\$ 606	102		PN-SPEX	\$ 442	100	PN-10	\$ 482	219		
	PN	\$ 706	102	RT6	BN	\$ 470	108, 250, 433	RU06L	BN	\$ 883	220	
	PN-EX	\$ 706	102		C	\$ 317	108, 250, 433		C	\$ 646	220	
	PN-SPEX	\$ 706	102		PN	\$ 470	108, 250, 433		PN	\$ 883	220	

NUMERICAL INDEX

PRODUCT CODE	COLOR	USD PRICE	PAGE	PRODUCT CODE	COLOR	USD PRICE	PAGE	PRODUCT CODE	COLOR	USD PRICE	PAGE	
RU06+	C	\$ 646	220	RU11	BG	\$ 621	219	RUSQ08L	BG	\$ 777	220	
	PN	\$ 883	220		BG-05	\$ 632	219		BG-05	\$ 787	220	
RU08L	BG	\$ 777	219		BG-10	\$ 632	219		BG-10	\$ 787	220	
	BG-05	\$ 787	219		BK	\$ 621	219		BK	\$ 777	220	
	BG-10	\$ 787	219		BK-05	\$ 632	219		BK-05	\$ 787	220	
	BK	\$ 777	219		BK-10	\$ 632	219		BK-10	\$ 787	220	
	BK-05	\$ 787	219		BN	\$ 566	219		BN	\$ 669	220	
	BK-10	\$ 787	219		BN-05	\$ 577	219		BN-05	\$ 680	220	
	BN	\$ 669	219		BN-10	\$ 577	219		BN-10	\$ 680	220	
	BN-05	\$ 680	219		C	\$ 414	219		C	\$ 514	220	
	BN-10	\$ 680	219		C-05	\$ 427	219		C-05	\$ 525	220	
	C	\$ 514	219		C-10	\$ 427	219		C-10	\$ 525	220	
	C-05	\$ 525	219		PN	\$ 566	219		PN	\$ 669	220	
	C-10	\$ 525	219		PN-05	\$ 577	219		PN-05	\$ 680	220	
	PN	\$ 669	219		PN-10	\$ 577	219		PN-10	\$ 680	220	
	PN-05	\$ 680	219		RU19	BG	\$ 1131		221	RUTM23	BG	\$ 754
PN-10	\$ 680	219	BK			\$ 1131	221		BG-EX		\$ 754	224
RU08+	BG	\$ 777	219	BN		\$ 1013	221	BG-SPEX	\$ 754		224	
	BG-05	\$ 787	219	C		\$ 824	221	BK	\$ 754		224	
	BG-10	\$ 787	219	PN	\$ 1013	221	BK-EX	\$ 754	224			
	BK	\$ 777	219	RU19+	BG	\$ 1131	221	BK-SPEX	\$ 754	224		
	BK-05	\$ 787	219		BK	\$ 1131	221	BN	\$ 635	224		
	BK-10	\$ 787	219		BN	\$ 1013	221	BN-EX	\$ 635	224		
	BN	\$ 669	219		C	\$ 824	221	BN-SPEX	\$ 635	224		
	BN-05	\$ 680	219	PN	\$ 1013	221	C	\$ 541	224			
	BN-10	\$ 680	219	RU39	BG	\$ 2157	221	C-EX	\$ 541	224		
	C	\$ 514	219		BG-EX	\$ 2157	221	C-SPEX	\$ 541	224		
	C-05	\$ 525	219		BG-SPEX	\$ 2157	221	PN	\$ 635	224		
	C-10	\$ 525	219		BK	\$ 2157	221	PN-EX	\$ 635	224		
	PN	\$ 669	219		BK-EX	\$ 2157	221	PN-SPEX	\$ 635	224		
	PN-05	\$ 680	219		BK-SPEX	\$ 2157	221	RUTM23+	BG	\$ 754	224	
PN-10	\$ 680	219	BN		\$ 1884	221	BG-EX		\$ 754	224		
RU09L	BG	\$ 1089	222		BN-EX	\$ 1884	221		BG-SPEX	\$ 754	224	
	BK	\$ 1089	222		BN-SPEX	\$ 1884	221		BK	\$ 754	224	
	BN	\$ 1000	222		C	\$ 1412	221		BK-EX	\$ 754	224	
	C	\$ 824	222		C-EX	\$ 1412	221		BK-SPEX	\$ 754	224	
	PN	\$ 1000	222		C-SPEX	\$ 1412	221		BN	\$ 635	224	
RU09+	BG	\$ 1089	222		PN	\$ 1884	221		BN-EX	\$ 635	224	
	BK	\$ 1089	222	PN-EX	\$ 1884	221	BN-SPEX		\$ 635	224		
	BN	\$ 1000	222	PN-SPEX	\$ 1884	221	C		\$ 541	224		
	C	\$ 824	222				C-EX	\$ 541	224			
	PN	\$ 1000	222				C-SPEX	\$ 541	224			

NUMERICAL INDEX

PRODUCT CODE	COLOR	USD PRICE	PAGE	PRODUCT CODE	COLOR	USD PRICE	PAGE	PRODUCT CODE	COLOR	USD PRICE	PAGE					
RUTM44	BG	\$ 754	224	RUTM45+	BG	\$ 797	225	RUTM47+	BG	\$ 797	225					
	BG-EX	\$ 754	224		BG-EX	\$ 797	225		BG-EX	\$ 797	225					
	BG-SPEX	\$ 754	224		BG-SPEX	\$ 797	225		BG-SPEX	\$ 797	225					
	BK	\$ 754	224		BK	\$ 797	225		BK	\$ 797	225					
	BK-EX	\$ 754	224		BK-EX	\$ 797	225		BK-EX	\$ 797	225					
	BK-SPEX	\$ 754	224		BK-SPEX	\$ 797	225		BK-SPEX	\$ 797	225					
	BN	\$ 635	224		BN	\$ 694	225		C	\$ 588	225					
	C	\$ 541	224		BN-EX	\$ 694	225		C-EX	\$ 588	225					
	C-EX	\$ 541	224		BN-SPEX	\$ 694	225		C-SPEX	\$ 588	225					
	C-SPEX	\$ 541	224		C	\$ 588	225		PN	\$ 694	225					
	PN	\$ 635	224		C-EX	\$ 588	225		PN	\$ 694	225					
	PN-EX	\$ 635	224		C-SPEX	\$ 588	225		PN-EX	\$ 694	225					
	PN-SPEX	\$ 635	224		PN	\$ 694	225		PN-EX	\$ 694	225					
	RUTM44+	BG	\$ 754		224	PN-EX	\$ 694		225	PN-SPEX	\$ 694	225	RUTM51	BG	\$ 472	223
BG-EX		\$ 754	224	PN-SPEX	\$ 694	225	BN	\$ 1216	226	BK	\$ 472	223				
BG-SPEX		\$ 754	224	RUTM46	BN	\$ 1216	226	BN	\$ 1216	226	BK-EX	\$ 472		223		
BK		\$ 754	224		C	\$ 1059	226	C	\$ 1059	226	BN	\$ 430		223		
BK-EX		\$ 754	224		PN	\$ 1216	226	PN	\$ 1216	226	BN-EX	\$ 430		223		
BK-SPEX		\$ 754	224		RUTM46+	C	\$ 1059	226	C	\$ 1059	226	BN-SPEX		\$ 472	223	
BN		\$ 635	224	PN		\$ 1216	226	BG	\$ 797	225	BN-SPEX	\$ 430		223		
C		\$ 541	224	RUTM47	BG	\$ 797	225	BG-EX	\$ 797	225	C	\$ 335		223		
C-EX		\$ 541	224		BG-SPEX	\$ 797	225	BK	\$ 797	225	C-EX	\$ 335		223		
C-SPEX		\$ 541	224		BK	\$ 797	225	BK-EX	\$ 797	225	C-SPEX	\$ 335		223		
PN		\$ 635	224		BK-EX	\$ 797	225	BK-SPEX	\$ 797	225	PN	\$ 430		223		
PN-EX		\$ 635	224		BN	\$ 694	225	BN	\$ 694	225	PN-EX	\$ 430		223		
PN-SPEX		\$ 635	224		BN-EX	\$ 694	225	BN-EX	\$ 694	225	PN-SPEX	\$ 430		223		
RUTM45		BG	\$ 797		225	BN-SPEX	\$ 694	225	C	\$ 588	225	RUTM83		C	\$ 1178	227
	BG-EX	\$ 797	225		BN-SPEX	\$ 694	225	C-EX	\$ 588	225	PN		\$ 1366	227		
	BG-SPEX	\$ 797	225		C	\$ 588	225	C-SPEX	\$ 588	225	RUTM83+	C	\$ 1178	227		
	BK	\$ 797	225		PN	\$ 694	225	PN	\$ 694	225		PN	\$ 1366	227		
	BK-EX	\$ 797	225		PN-EX	\$ 694	225	PN-EX	\$ 694	225	RUTM88	C	\$ 1059	226		
	BK-SPEX	\$ 797	225		PN-SPEX	\$ 694	225	PN-SPEX	\$ 694	225		PN	\$ 1216	226		
	BN	\$ 694	225		RUTM47	BG	\$ 797	225	SA0	C	\$ 61	89, 426	RUTM88+	C	\$ 1059	226
	BN-EX	\$ 694	225			BG-EX	\$ 797	225	SA00	C	\$ 479	79		PN	\$ 1216	226
	BN-SPEX	\$ 694	225	BG-SPEX		\$ 797	225	SA00	PN	\$ 651	79	SA0	C	\$ 61	89, 426	
	C	\$ 588	225	BK		\$ 797	225	SA01	C	\$ 504	79		PN	\$ 86	89, 426	
	C-EX	\$ 588	225	BK-EX		\$ 797	225	SA01	PN	\$ 692	79	SA07	C	\$ 1764	80	
	C-SPEX	\$ 588	225	BK-SPEX		\$ 797	225	SA07	C	\$ 1764	80		PN	\$ 2394	80	
	PN	\$ 694	225	BN		\$ 694	225	SA08	C	\$ 895	79	SA08	C	\$ 895	79	
	PN-EX	\$ 694	225	BN-EX		\$ 694	225	SA08	PN	\$ 1064	79		C	\$ 1154	81	
PN-SPEX	\$ 694	225	BN-SPEX	\$ 694		225	SA09	C	\$ 1154	81	PN	\$ 1617	81			
			C	\$ 588		225										
			C-EX	\$ 588		225										
			C-SPEX	\$ 588		225										
			PN	\$ 694		225										
			PN-EX	\$ 694		225										
			PN-SPEX	\$ 694	225											

NUMERICAL INDEX

PRODUCT CODE	COLOR	USD PRICE	PAGE	PRODUCT CODE	COLOR	USD PRICE	PAGE	PRODUCT CODE	COLOR	USD PRICE	PAGE	
SA11	C	\$ 618	80	SA51	C	\$ 386	82	ST0	BG	\$ 109	22, 232, 431	
	C-10	\$ 641	80		C-EX	\$ 386	82		BK	\$ 109	22, 232, 431	
	PN	\$ 804	80		C-SPEX	\$ 386	82		BN	\$ 101	22, 194, 214, 232, 264, 316, 431	
	PN-10	\$ 829	80		PN	\$ 471	82		C	\$ 61	22, 194, 214, 232, 264, 316, 372, 431	
SA12	C	\$ 1385	80		PN-EX	\$ 471	82	PN	\$ 101	22, 194, 232, 264, 431		
	PN	\$ 1764	80		PN-SPEX	\$ 471	82		ST3	BG	\$ 151	22, 232, 431
SA14	C	\$ 1422	79	SA6	C	\$ 238	89, 426	BK		\$ 151	22, 232, 431	
	PN	\$ 1940	79		PN	\$ 326	89, 426	BN		\$ 138	22, 194, 214, 232, 264, 316, 431	
SA17	C	\$ 1511	80	SA7	C	\$ 104	89, 426	C		\$ 101	22, 194, 214, 232, 264, 316, 372, 431	
	PN	\$ 1889	80		PN	\$ 157	89, 426	PN	\$ 138	22, 194, 232, 264, 431		
SA23	C	\$ 623	83	SA80	C	\$ 345	93, 410		ST5	BG	\$ 258	22, 232, 431
	C-EX	\$ 623	83		PN	\$ 504	93, 410			BK	\$ 258	22, 232, 431
	C-SPEX	\$ 623	83	SA83	C	\$ 1334	85	BN		\$ 238	22, 194, 214, 232, 264, 316, 431	
	PN	\$ 729	83		PN	\$ 1511	85	C		\$ 176	22, 194, 214, 232, 264, 316, 372, 431	
	PN-EX	\$ 729	83	SA88	C	\$ 1178	85	PN	\$ 238	22, 194, 232, 264, 431		
	PN-SPEX	\$ 729	83		PN	\$ 1276	85		ST6	BG	\$ 394	22, 232, 431
SA3	C	\$ 104	89, 426	SC101	BG	\$ 1026	10	BK		\$ 394	22, 232, 431	
	PN	\$ 157	89, 426		BG-10	\$ 1036	10	BN		\$ 365	22, 194, 214, 232, 264, 316, 431	
SA37	C	\$ 2355	81		BG-15	\$ 1036	10	C		\$ 263	22, 194, 214, 232, 264, 316, 372, 431	
	C-EX	\$ 2355	81		BK	\$ 1026	10		PN	\$ 365	22, 194, 232, 264, 431	
	C-SPEX	\$ 2355	81		BK-10	\$ 1036	10	ST7		BG	\$ 130	22, 232, 431
	PN	\$ 3179	81		BK-15	\$ 1036	10		BK	\$ 130	22, 232, 431	
	PN-EX	\$ 3179	81		C	\$ 763	10		BN	\$ 119	22, 194, 214, 232, 264, 316, 431	
	PN-SPEX	\$ 3179	81		C-10	\$ 773	10		C	\$ 85	22, 194, 214, 232, 264, 316, 372, 431	
SA44	C	\$ 623	83		C-15	\$ 773	10	PN	\$ 119	22, 194, 232, 264, 431		
	C-EX	\$ 623	83		SS	\$ 1003	10		SY03L	BN	\$ 879	203
	C-SPEX	\$ 623	83		SS-10	\$ 1014	10	BN-05		\$ 889	203	
	PN	\$ 729	83		SS-15	\$ 1014	10	BN-10		\$ 889	203	
	PN-EX	\$ 729	83		SD10	C	\$ 231	14		C	\$ 729	203
	PN-SPEX	\$ 729	83			SS	\$ 299	14	C-05	\$ 740	203	
SA45	C	\$ 659	84		SD7	BG	\$ 258	14	C-10	\$ 740	203	
	C-EX	\$ 659	84	BG		\$ 247	14	SY05L	BN	\$ 879	203	
	C-SPEX	\$ 659	84	BK		\$ 247	14		C	\$ 729	203	
	PN	\$ 777	84	C		\$ 178	14	SY06L	BN	\$ 883	205	
	PN-EX	\$ 777	84	SS		\$ 189	14		C	\$ 646	205	
	PN-SPEX	\$ 777	84	SD8		BG	\$ 247	14				
SA46	C	\$ 1178	85		BK	\$ 247	14					
	PN	\$ 1353	85	C	\$ 167	14						
	SA47	C	\$ 659	84	SS	\$ 178	14					
		C-EX	\$ 659	84	SD9	BG	\$ 247	14				
		C-SPEX	\$ 659	84		BK	\$ 247	14				
		PN	\$ 777	84	C	\$ 178	14					
PN-EX		\$ 777	84	SS	\$ 189	14						
PN-SPEX		\$ 777	84	SL01	C	\$ 694	79					
SA5	C	\$ 162	89, 426		PN	\$ 941	79					
	PN	\$ 226	89, 426									

NUMERICAL INDEX

PRODUCT CODE	COLOR	USD PRICE	PAGE	PRODUCT CODE	COLOR	USD PRICE	PAGE	PRODUCT CODE	COLOR	USD PRICE	PAGE	
SY08L	BN	\$ 685	203	SYTM83	BN	\$ 1366	209	TCSTM46	BN	\$ 816	308	
	BN-05	\$ 697	203		C	\$ 1178	209		C	\$ 665	308	
	BN-10	\$ 697	203	SYTM88	BN	\$ 1216	209	TCSTM47	BN	\$ 419	307	
	C	\$ 555	203		C	\$ 1059	209		C	\$ 344	307	
	SY09L	C-05	\$ 567	203	TAT39	BN	\$ 2488	99	TCSTM51	BN	\$ 299	305
		C-10	\$ 567	203		C	\$ 1664	99		C	\$ 204	305
SY12L	BN	\$ 972	203	TATOP23	PN	\$ 2488	99	TCSTM88	BN	\$ 816	308	
	C	\$ 706	203		BN	\$ 472	258		C	\$ 665	308	
SY39	C	\$ 706	203	TATOP39	C	\$ 389	258	TED10	BN	\$ 593	284	
	BN	\$ 1884	204		PN	\$ 472	258		C	\$ 381	284	
	BN-EX	\$ 1884	204		BN	\$ 2488	256	PN	\$ 593	284		
	BN-SPEX	\$ 1884	204	C	\$ 1664	256	TED16	BN	\$ 734	284		
	C	\$ 1412	204	PN	\$ 2488	256		C	\$ 522	284		
	SYTM23	C-EX	\$ 1412	204	TATOP44	BN	\$ 472	258	TEDTM23	BN	\$ 472	288
C-SPEX		\$ 1412	204	C		\$ 389	258	C		\$ 378	288	
BN		\$ 635	207	PN		\$ 472	258	PN	\$ 472	288		
BN-EX		\$ 635	207	TATOP45	BN	\$ 479	259	TEDTM23+	BN	\$ 471	288	
BN-SPEX		\$ 635	207		C	\$ 379	259		C	\$ 378	288	
C		\$ 541	207	PN	\$ 479	259	PN	\$ 472	288			
SYTM44	C-EX	\$ 541	207	TATOP46	BN	\$ 868	260	TEDTM44	BN	\$ 472	288	
	C-SPEX	\$ 541	207		C	\$ 711	260		C	\$ 378	288	
	BN	\$ 635	207		PN	\$ 868	260	PN	\$ 472	288		
	BN-EX	\$ 635	207	TATOP47	BN	\$ 479	259	TEDTM44+	BN	\$ 472	288	
	BN-SPEX	\$ 635	207		C	\$ 379	259		C	\$ 378	288	
	C	\$ 541	207	PN	\$ 479	259	PN	\$ 472	288			
SYTM45	C-EX	\$ 541	207	TATOP51	BN	\$ 311	257	TEDTM45	BN	\$ 467	289	
	C-SPEX	\$ 541	207		C	\$ 222	257		C	\$ 361	289	
	BN	\$ 694	208		PN	\$ 311	257	PN	\$ 467	289		
	BN-EX	\$ 694	208	TATOP80	BN	\$ 302	112, 268, 411	TEDTM45+	BN	\$ 467	289	
	BN-SPEX	\$ 694	208		C	\$ 207	112, 268, 411		C	\$ 361	289	
	C	\$ 588	208	PN	\$ 302	112, 268, 411	PN	\$ 467	289			
SYTM46	C-EX	\$ 588	208	TATOP88	BN	\$ 868	260	TEDTM46	BN	\$ 868	290	
	C-SPEX	\$ 588	208		C	\$ 711	260		C	\$ 711	290	
	BN	\$ 1216	209	PN	\$ 868	260	PN	\$ 868	290			
	SYTM47	C	\$ 1059	209	TCS10	BN	\$ 734	302	TEDTM46+	BN	\$ 869	290
		BN	\$ 694	208		C	\$ 463	302		C	\$ 711	290
	SYTM51	BN-EX	\$ 694	208	TCS16	BN	\$ 810	302	TEDTM47	BN	\$ 467	289
BN-SPEX		\$ 694	208	C		\$ 539	302	C		\$ 361	289	
C		\$ 588	208	TCS39	BN	\$ 1664	304	TEDTM47+	BN	\$ 467	289	
C-EX		\$ 588	208		C	\$ 1192	304		C	\$ 361	289	
SYTM51		C-SPEX	\$ 588	208	TCSTM20	BN	\$ 109	310	PN	\$ 467	289	
		BN	\$ 430	206		C	\$ 62	310	BN	\$ 467	289	
	BN-EX	\$ 430	206	TCSTM23	BN	\$ 425	306	C	\$ 361	289		
	BN-SPEX	\$ 430	206		C	\$ 354	306	PN	\$ 467	289		
C	\$ 335	206	TCSTM44	BN	\$ 425	306	TEDTM51	BN	\$ 299	287		
C-EX	\$ 335	206		C	\$ 354	306		C	\$ 204	287		
C-SPEX	\$ 335	206	TCSTM45	BN	\$ 419	307	PN	\$ 299	287			
				C	\$ 344	307						

NUMERICAL INDEX

PRODUCT CODE	COLOR	USD PRICE	PAGE	PRODUCT CODE	COLOR	USD PRICE	PAGE	PRODUCT CODE	COLOR	USD PRICE	PAGE	
TEDTM88	BN	\$ 868	290	TEQ47	BK	\$ 520	274	TGN47	BN	\$ 490	243	
	C	\$ 711	290		BN	\$ 484	274		C	\$ 379	243	
	PN	\$ 868	290		C	\$ 361	274		PN	\$ 490	243	
TEDTM88+	BN	\$ 868	290	TEQ51	BK	\$ 333	272	TGN47+	BN	\$ 490	243	
	C	\$ 711	290		BN	\$ 310	272		C	\$ 379	243	
	PN	\$ 868	290		C	\$ 204	272		PN	\$ 490	243	
TEF23	BN	\$ 567	68	TEQ88	BN	\$ 774	275	TGN51	BN	\$ 311	241	
	C	\$ 466	68		C	\$ 711	275		C	\$ 222	241	
	PN	\$ 567	68		TFR23	BN	\$ 558		325	CW	\$ 222	241
TEF44	BN	\$ 567	68	TFR44	C	\$ 432	325	TGN88	BN	\$ 868	244	
	C	\$ 466	68		BN	\$ 558	325		C	\$ 711	244	
	PN	\$ 567	68		C	\$ 432	325		PN	\$ 868	244	
TEF45	BN	\$ 564	69	TFR45	BN	\$ 555	326	TGN88+	BN	\$ 868	244	
	C	\$ 452	69		C	\$ 419	326		C	\$ 711	244	
	PN	\$ 564	69		TFR46	BN	\$ 887		327	PN	\$ 868	244
TEF46	BN	\$ 1006	70	TFR47	C	\$ 817	327	TGS10	C	\$ 422	356	
	C	\$ 830	70		BN	\$ 555	326		TGS16	C	\$ 498	356
	PN	\$ 1006	70		C	\$ 419	326		TGS23	C	\$ 354	360
TEF47	BN	\$ 564	69	TFR51	BN	\$ 354	324	TGS39	C	\$ 1016	357	
	C	\$ 452	69		C	\$ 237	324	TGS44	C	\$ 354	360	
	PN	\$ 564	69		TFR88	BN	\$ 887	327	TGS45	C	\$ 344	362
TEF51	BN	\$ 404	67	TGN23	C	\$ 917	327	TGS46	C	\$ 665	364	
	C	\$ 280	67		BN	\$ 472	242	TGS47	C	\$ 344	362	
	PN	\$ 404	67		C	\$ 389	242	TGS51	C	\$ 204	358	
TEF88	BN	\$ 1006	70	TGN23+	PN	\$ 472	242	TGS71	C	\$ 104	359	
	C	\$ 830	70		BN	\$ 472	242	TGS88	C	\$ 665	364	
	PN	\$ 1006	70		C	\$ 389	242	TGS93	C	\$ 273	361	
TEQ10	BK	\$ 744	270	TGN44	PN	\$ 472	242	TGS94	C	\$ 273	361	
	BN	\$ 698	270		BN	\$ 472	242	TGS95	C	\$ 259	363	
	C	\$ 499	270		C	\$ 389	242	TGS97	C	\$ 259	363	
TEQ16	BK	\$ 858	270	TGN44+	PN	\$ 472	242	TMMRD23J	BG	\$ 662	39	
	BN	\$ 807	270		BN	\$ 472	242		BGBK	\$ 662	39	
	C	\$ 570	270		C	\$ 389	242		BK	\$ 662	39	
TEQ23	BK	\$ 527	273	TGN45	PN	\$ 472	242		BN	\$ 587	39	
	BN	\$ 494	273		BN	\$ 479	243		BNBK	\$ 587	39	
	C	\$ 378	273		C	\$ 379	243		C	\$ 478	39	
TEQ39	BK	\$ 2205	271	TGN45+	PN	\$ 479	243		CBK	\$ 478	39	
	BN	\$ 2089	271		BN	\$ 479	243		PN	\$ 587	39	
	C	\$ 1546	271		C	\$ 379	243		PNBK	\$ 587	39	
TEQ44	BK	\$ 527	273	TGN46	PN	\$ 479	243					
	BN	\$ 494	273		BN	\$ 868	244					
	C	\$ 378	273		C	\$ 711	244					
TEQ45	BK	\$ 520	274	TGN46+	PN	\$ 868	244					
	BN	\$ 484	274		BN	\$ 868	244					
	C	\$ 361	274		C	\$ 711	244					
TEQ46	BN	\$ 774	275		PN	\$ 868	244					
	C	\$ 711	275									

NUMERICAL INDEX

PRODUCT CODE	COLOR	USD PRICE	PAGE	PRODUCT CODE	COLOR	USD PRICE	PAGE	PRODUCT CODE	COLOR	USD PRICE	PAGE
TMMRD23L	BG	\$ 460	39	TMMRD39+	BG	\$ 2835	35	TMMRD44X	BG	\$ 662	39
	BGBK	\$ 662	39		BGBK	\$ 2835	35		BGBK	\$ 662	39
	BK	\$ 662	39		BK	\$ 2835	35		BK	\$ 662	39
	BN	\$ 587	39		BN	\$ 2653	35		BN	\$ 587	39
	BNBK	\$ 587	39		BNBK	\$ 2653	35		BNBK	\$ 587	39
	C	\$ 478	39		C	\$ 1991	35		C	\$ 478	39
	CBK	\$ 478	39		CBK	\$ 1991	35		CBK	\$ 478	39
	PN	\$ 587	39		PN	\$ 2653	35		PN	\$ 587	39
PNBK	\$ 587	39	PNBK	\$ 2653	35	PNBK	\$ 587	39			
TMMRD23+	BG	\$ 662	39	TMMRD39X	BG	\$ 2835	35	TMMRD45J	BG	\$ 644	40
	BGBK	\$ 662	39		BGBK	\$ 2835	35		BGBK	\$ 644	40
	BK	\$ 662	39		BK	\$ 2835	35		BK	\$ 644	40
	BN	\$ 587	39		BN	\$ 2653	35		BN	\$ 571	40
	BNBK	\$ 587	39		BNBK	\$ 2653	35		BNBK	\$ 571	40
	C	\$ 478	39		C	\$ 1991	35		C	\$ 449	40
	CBK	\$ 478	39		CBK	\$ 1991	35		CBK	\$ 449	40
	PN	\$ 587	39		PN	\$ 2653	35		PN	\$ 571	40
PNBK	\$ 587	39	PNBK	\$ 2653	35	PNBK	\$ 571	40			
TMMRD23X	BG	\$ 662	39	TMMRD44J	BG	\$ 662	39	TMMRD45L	BG	\$ 642	40
	BGBK	\$ 662	39		BGBK	\$ 662	39		BGBK	\$ 642	40
	BK	\$ 662	39		BK	\$ 662	39		BK	\$ 642	40
	BN	\$ 587	39		BN	\$ 587	39		BN	\$ 571	40
	BNBK	\$ 587	39		BNBK	\$ 587	39		BNBK	\$ 571	40
	C	\$ 478	39		C	\$ 478	39		C	\$ 449	40
	CBK	\$ 478	39		CBK	\$ 478	39		CBK	\$ 449	40
	PN	\$ 587	39		PN	\$ 587	39		PN	\$ 571	40
PNBK	\$ 587	39	PNBK	\$ 587	39	PNBK	\$ 571	40			
TMMRD39J	BG	\$ 2835	35	TMMRD44L	BG	\$ 662	39	TMMRD45+	BG	\$ 642	40
	BGBK	\$ 2835	35		BGBK	\$ 662	39		BGBK	\$ 642	40
	BK	\$ 2835	35		BK	\$ 662	39		BK	\$ 642	40
	BN	\$ 2653	35		BN	\$ 587	39		BN	\$ 571	40
	BNBK	\$ 2653	35		BNBK	\$ 587	39		BNBK	\$ 571	40
	C	\$ 1991	35		C	\$ 478	39		C	\$ 449	40
	CBK	\$ 1991	35		CBK	\$ 478	39		CBK	\$ 449	40
	PN	\$ 2653	35		PN	\$ 587	39		PN	\$ 571	40
PNBK	\$ 2653	35	PNBK	\$ 587	39	PNBK	\$ 571	40			
TMMRD39L	BG	\$ 2835	35	TMMRD44+	BG	\$ 662	39	TMMRD45X	BG	\$ 642	40
	BGBK	\$ 2835	35		BGBK	\$ 662	39		BGBK	\$ 642	40
	BK	\$ 2835	35		BK	\$ 662	39		BK	\$ 642	40
	BN	\$ 2653	35		BN	\$ 587	39		BN	\$ 571	40
	BNBK	\$ 2653	35		BNBK	\$ 587	39		BNBK	\$ 571	40
	C	\$ 1991	35		C	\$ 478	39		C	\$ 449	40
	CBK	\$ 1991	35		CBK	\$ 478	39		CBK	\$ 449	40
	PN	\$ 2653	35		PN	\$ 587	39		PN	\$ 571	40
PNBK	\$ 2653	35	PNBK	\$ 587	39	PNBK	\$ 571	40			

NUMERICAL INDEX

PRODUCT CODE	COLOR	USD PRICE	PAGE	PRODUCT CODE	COLOR	USD PRICE	PAGE	PRODUCT CODE	COLOR	USD PRICE	PAGE
TMMRD46J	BN	\$ 1044	41	TMMRD47+	BG	\$ 642	40	TMMRD51X	BG	\$ 433	38
	BNBK	\$ 1044	41		BGBK	\$ 642	40		BGBK	\$ 433	38
	C	\$ 862	41		BK	\$ 642	40		BK	\$ 433	38
	CBK	\$ 862	41		BN	\$ 581	40		BN	\$ 353	38
	PN	\$ 1044	41		BNBK	\$ 581	40		BNBK	\$ 353	38
	PNBK	\$ 1044	41		C	\$ 456	40		C	\$ 269	38
TMMRD46L	BN	\$ 1044	41		CBK	\$ 456	40		CBK	\$ 269	38
	BNBK	\$ 1044	41		PN	\$ 581	40		PN	\$ 353	38
	C	\$ 864	41		PNBK	\$ 581	40		PNBK	\$ 353	38
	CBK	\$ 864	41	TMMRD47X	BG	\$ 642	40	TMMRD88J	BN	\$ 1060	41
	PN	\$ 1044	41		BGBK	\$ 642	40		BNBK	\$ 1060	41
	PNBK	\$ 1044	41		BK	\$ 642	40		C	\$ 876	41
TMMRD46+	BN	\$ 1044	41		BN	\$ 581	40		CBK	\$ 876	41
	BNBK	\$ 1044	41		BNBK	\$ 581	40		PN	\$ 1060	41
	C	\$ 864	41		C	\$ 456	40		PNBK	\$ 1060	41
	CBK	\$ 864	41		CBK	\$ 456	40	TMMRD88L	BN	\$ 1060	41
	PN	\$ 1044	41		PN	\$ 581	40		BNBK	\$ 1060	41
	PNBK	\$ 1044	41		PNBK	\$ 581	40		C	\$ 876	41
TMMRD46X	BN	\$ 1044	41	TMMRD51J	BG	\$ 433	38		CBK	\$ 876	41
	BNBK	\$ 1044	41		BGBK	\$ 433	38		PN	\$ 1060	41
	C	\$ 864	41		BK	\$ 433	38		PNBK	\$ 1060	41
	CBK	\$ 864	41		BN	\$ 353	38	TMMRD88+	BN	\$ 1060	41
	PN	\$ 1044	41		BNBK	\$ 353	38		BNBK	\$ 1060	41
	PNBK	\$ 1044	41		C	\$ 269	38		C	\$ 876	41
TMMRD47J	BG	\$ 644	40		CBK	\$ 269	38		CBK	\$ 876	41
	BGBK	\$ 644	40		PN	\$ 353	38		PN	\$ 1060	41
	BK	\$ 644	40		PNBK	\$ 353	38		PNBK	\$ 1060	41
	BN	\$ 581	40	TMMRD51L	BG	\$ 433	38	TMMRD88X	BN	\$ 1060	41
	BNBK	\$ 581	40		BGBK	\$ 433	38		BNBK	\$ 1060	41
	C	\$ 456	40		BK	\$ 433	38		C	\$ 876	41
	CBK	\$ 456	40		BN	\$ 353	38		CBK	\$ 876	41
	PN	\$ 581	40		BNBK	\$ 353	38		PN	\$ 1060	41
	PNBK	\$ 581	40		C	\$ 269	38		PNBK	\$ 1060	41
	TMMRD47L	BG	\$ 642		40	CBK	\$ 269	38	TMMRD88X	BN	\$ 1060
BGBK		\$ 642	40		PN	\$ 353	38	BNBK		\$ 1060	41
BK		\$ 642	40		PNBK	\$ 353	38	C		\$ 876	41
BN		\$ 581	40	TMMRD51+	BG	\$ 433	38	CBK		\$ 876	41
BNBK		\$ 581	40		BGBK	\$ 433	38	PN		\$ 1060	41
C		\$ 456	40		BK	\$ 433	38	PNBK		\$ 1060	41
CBK		\$ 456	40		BN	\$ 353	38	TMMSQ39J	BG	\$ 2835	36
PN		\$ 581	40		BNBK	\$ 353	38		BGBK	\$ 2835	36
PNBK		\$ 581	40		C	\$ 269	38		BK	\$ 2835	36
TMMRD47J		BG	\$ 644		40	CBK	\$ 269		38	BN	\$ 2653
	BGBK	\$ 644	40		PN	\$ 353	38		BNBK	\$ 2653	36
	BK	\$ 644	40		PNBK	\$ 353	38		C	\$ 1991	36
	BN	\$ 581	40	TMMRD51+	BG	\$ 433	38	CBK	\$ 1991	36	
	BNBK	\$ 581	40		BGBK	\$ 433	38	PN	\$ 2653	36	
	C	\$ 456	40		BK	\$ 433	38	PNBK	\$ 2653	36	
	CBK	\$ 456	40		BN	\$ 353	38	TMMRD51+	BN	\$ 2653	36
	PN	\$ 581	40		BNBK	\$ 353	38		BNBK	\$ 2653	36
	PNBK	\$ 581	40		C	\$ 269	38		C	\$ 1991	36
	TMMRD47J	BG	\$ 644		40	CBK	\$ 269		38	CBK	\$ 1991
BGBK		\$ 644	40		PN	\$ 353	38		PN	\$ 2653	36
BK		\$ 644	40		PNBK	\$ 353	38		PNBK	\$ 2653	36
BN		\$ 581	40	TMMRD51+	BG	\$ 433	38	TMMRD51+	BN	\$ 2653	36
BNBK		\$ 581	40		BGBK	\$ 433	38		BNBK	\$ 2653	36
C		\$ 456	40		BK	\$ 433	38		C	\$ 1991	36
CBK		\$ 456	40		BN	\$ 353	38		CBK	\$ 1991	36
PN		\$ 581	40		BNBK	\$ 353	38		PN	\$ 2653	36
PNBK		\$ 581	40		C	\$ 269	38		PNBK	\$ 2653	36
TMMRD47J		BG	\$ 644		40	CBK	\$ 269	38	TMMRD51+	BN	\$ 2653
	BGBK	\$ 644	40		PN	\$ 353	38	BNBK		\$ 2653	36
	BK	\$ 644	40		PNBK	\$ 353	38	C		\$ 1991	36
	BN	\$ 581	40	TMMRD51+	BG	\$ 433	38	CBK		\$ 1991	36
	BNBK	\$ 581	40		BGBK	\$ 433	38	PN		\$ 2653	36
	C	\$ 456	40		BK	\$ 433	38	PNBK		\$ 2653	36
	CBK	\$ 456	40		BN	\$ 353	38	TMMRD51+	BN	\$ 2653	36
	PN	\$ 581	40		BNBK	\$ 353	38		BNBK	\$ 2653	36
	PNBK	\$ 581	40		C	\$ 269	38		C	\$ 1991	36
	TMMRD47J	BG	\$ 644		40	CBK	\$ 269		38	CBK	\$ 1991
BGBK		\$ 644	40		PN	\$ 353	38		PN	\$ 2653	36
BK		\$ 644	40		PNBK	\$ 353	38		PNBK	\$ 2653	36
BN		\$ 581	40	TMMRD51+	BG	\$ 433	38	TMMRD51+	BN	\$ 2653	36
BNBK		\$ 581	40		BGBK	\$ 433	38		BNBK	\$ 2653	36
C		\$ 456	40		BK	\$ 433	38		C	\$ 1991	36
CBK		\$ 456	40		BN	\$ 353	38		CBK	\$ 1991	36
PN		\$ 581	40		BNBK	\$ 353	38		PN	\$ 2653	36
PNBK		\$ 581	40		C	\$ 269	38		PNBK	\$ 2653	36

NUMERICAL INDEX

PRODUCT CODE	COLOR	USD PRICE	PAGE	PRODUCT CODE	COLOR	USD PRICE	PAGE	PRODUCT CODE	COLOR	USD PRICE	PAGE
TMMSQ39L	BG	\$ 2835	36	TPATM46	BN	\$ 868	183	TPFTQ44	C	\$ 378	161
	BGBK	\$ 2835	36		C	\$ 711	183		TPFTQ45	C	\$ 361
	BK	\$ 2835	36			TPATM46+	PN	\$ 868	183	TPFTQ46	C
	BN	\$ 2653	36	BN	\$ 868		183	TPFTQ47	C	\$ 361	162
	BNBK	\$ 2653	36	C	\$ 711		183	TPFTQ51	C	\$ 204	160
	C	\$ 1991	36	PN	\$ 868		183	TPFTQ88	C	\$ 711	163
	CBK	\$ 1991	36	TPATM47	BN		\$ 467	181	TPX10	BG	\$ 846
	PN	\$ 2653	36		C	\$ 361	181	C		\$ 546	134
PNBK	\$ 2653	36	PN		\$ 467	181	TPX16	BG	\$ 943	134	
TMMSQ39+	BG	\$ 2835	36	TPATM47+	BN	\$ 467		181	C	\$ 617	134
	BGBK	\$ 2835	36		C	\$ 361	181	TPX39	BG	\$ 2165	135
	BK	\$ 2835	36		PN	\$ 467	181		C	\$ 1546	135
	BN	\$ 2653	36	TPATM51	BN	\$ 299	177	TPXTM23	BG	\$ 594	138
	BNBK	\$ 2653	36		C	\$ 204	177		C	\$ 378	138
	C	\$ 1991	36		PN	\$ 299	177	TPXTM44	BG	\$ 594	138
	CBK	\$ 1991	36	TPATM88	BN	\$ 868	183		C	\$ 378	138
	PN	\$ 2653	36		C	\$ 711	183	TPXTM45	BG	\$ 598	140
PNBK	\$ 2653	36	PN		\$ 868	183	C		\$ 361	140	
TMMSQ39X	BG	\$ 2835	36	TPATM88+	BN	\$ 868	183	TPXTM46	C	\$ 711	142
	BGBK	\$ 2835	36		C	\$ 711	183		TPXTM47	BG	\$ 598
	BK	\$ 2835	36		PN	\$ 868	183	C		\$ 361	140
	BN	\$ 2653	36	TPATQ23	BN	\$ 472	180	TPXTM51	BG	\$ 341	136
	BNBK	\$ 2653	36		C	\$ 378	180		C	\$ 204	136
	C	\$ 1991	36		TPATQ23+	BN	\$ 472	180	TPXTM88	C	\$ 711
	CBK	\$ 1991	36	C		\$ 378	180	TPXTQ23		BG	\$ 594
	PN	\$ 2653	36	TPATQ44		BN	\$ 472		180	C	\$ 378
PNBK	\$ 2653	36	C		\$ 378	180	TPXTQ44	BG	\$ 594	139	
TPA39	BN	\$ 1664	175	TPATQ44+	BN	\$ 472		180	C	\$ 378	139
	C	\$ 1192	175		C	\$ 378	180	TPXTQ45	BG	\$ 598	141
	PN	\$ 1664	175	TPATQ45	BN	\$ 467	182		C	\$ 361	141
TPATM23	BN	\$ 472	179		C	\$ 361	182	TPXTQ46	C	\$ 711	143
	C	\$ 378	179		TPATQ45+	BN	\$ 467		182	TPXTQ47	BG
	PN	\$ 472	179	C		\$ 361	182	C	\$ 361		141
TPATM23+	BN	\$ 472	179	TPATQ46	BN	\$ 868	184	TPXTQ51	BG	\$ 341	137
	C	\$ 378	179		C	\$ 711	184		C	\$ 204	137
	PN	\$ 472	179	TPATQ46+	BN	\$ 868	184	TPXTQ88	C	\$ 711	143
TPATM44	BN	\$ 472	179		C	\$ 711	184		TQ81	C	\$ 238
	C	\$ 378	179	TPATQ47	BN	\$ 467	182	TRT23		BN	\$ 472
	PN	\$ 472	179		C	\$ 361	182		C	\$ 389	101
TPATM44+	BN	\$ 471	179	TPATQ47+	BN	\$ 467	182	PN	\$ 472	101	
	C	\$ 378	179		C	\$ 361	182		TRT23+	BN	\$ 472
	PN	\$ 471	179	TPATQ51	BN	\$ 299	178	C		\$ 389	101
TPATM45	BN	\$ 467	181		C	\$ 204	178	PN	\$ 472	101	
	C	\$ 361	181	TPATQ88	BN	\$ 868	184		TRT44	BN	\$ 472
	PN	\$ 467	181		C	\$ 711	184	C		\$ 389	101
TPATM45+	BN	\$ 467	181	TPATQ88+	BN	\$ 868	184	PN	\$ 472	101	
	C	\$ 361	181		C	\$ 711	184				
	PN	\$ 467	181	TPFTQ23	C	\$ 378	161				

NUMERICAL INDEX

PRODUCT CODE	COLOR	USD PRICE	PAGE	PRODUCT CODE	COLOR	USD PRICE	PAGE	PRODUCT CODE	COLOR	USD PRICE	PAGE
TRT44+	BN	\$ 472	101	TRUTM44	BG	\$ 591	224	TSA44	C	\$ 460	83
	C	\$ 389	101		BK	\$ 591	224		PN	\$ 566	83
	PN	\$ 472	101		BN	\$ 472	224	TSA45	C	\$ 432	84
TRT45	BN	\$ 479	102		C	\$ 378	224		PN	\$ 550	84
	C	\$ 379	102		PN	\$ 472	224	TSA46	C	\$ 830	85
	PN	\$ 479	102	TRUTM44+	BG	\$ 591	224		PN	\$ 1005	85
TRT45+	BN	\$ 479	102		BK	\$ 591	224	TSA47	C	\$ 432	84
	C	\$ 379	102		BN	\$ 472	224		PN	\$ 550	84
	PN	\$ 479	102		C	\$ 378	224	TSA51	C	\$ 255	82
TRT46	BN	\$ 868	103		PN	\$ 472	224		PN	\$ 340	82
	C	\$ 711	103	TRUTM45	BG	\$ 570	225	TSA80	C	\$ 282	93, 410
	PN	\$ 868	103		BK	\$ 570	225		PN	\$ 441	93, 410
TRT46+	BN	\$ 868	103		BN	\$ 467	225	TSA88	C	\$ 830	85
	C	\$ 711	103		C	\$ 361	225		PN	\$ 928	85
	PN	\$ 868	103		PN	\$ 467	225	TSY39	BN	\$ 1664	204
TRT47	BN	\$ 479	102	TRUTM45+	BG	\$ 570	225		C	\$ 1192	204
	C	\$ 379	102		BK	\$ 570	225	TSYTM23	BN	\$ 472	207
	PN	\$ 479	102		BN	\$ 467	225		C	\$ 378	207
TRT47+	BN	\$ 479	102		C	\$ 361	225	TSYTM44	BN	\$ 472	207
	C	\$ 379	102		PN	\$ 467	225		C	\$ 378	207
	PN	\$ 479	102	TRUTM46	BN	\$ 868	226	TSYTM45	BN	\$ 467	208
TRT51	BN	\$ 311	100		C	\$ 711	226		C	\$ 361	208
	C	\$ 222	100		PN	\$ 868	226	TSYTM46	BN	\$ 868	209
	PN	\$ 311	100	TRUTM46+	C	\$ 711	225		C	\$ 711	209
TRT88	BN	\$ 868	103		PN	\$ 868	225	TSYTM47	BN	\$ 467	208
	C	\$ 711	103	TRUTM47	BG	\$ 570	225		C	\$ 361	208
	PN	\$ 868	103		BK	\$ 570	225	TSYTM51	BN	\$ 299	206
TRT88+	BN	\$ 868	103		BN	\$ 467	225		C	\$ 204	206
	C	\$ 711	103		C	\$ 361	225	TSYTM88	BN	\$ 868	209
	PN	\$ 868	103		PN	\$ 467	225		C	\$ 711	209
TRU39	BG	\$ 1937	221	TRUTM47+	BG	\$ 570	225	TTRD101	BG	\$ 1205	10
	BK	\$ 1937	221		BK	\$ 570	225		BG-10	\$ 1215	10
	BN	\$ 1664	221		C	\$ 361	225		BK	\$ 1205	10
	C	\$ 1192	221		PN	\$ 467	225		BK-10	\$ 1215	10
	PN	\$ 1664	221	TRUTM51	BG	\$ 341	223		C	\$ 773	10
TRUTM23	BG	\$ 591	224		BK	\$ 341	223		C-10	\$ 783	10
	BK	\$ 591	224		BN	\$ 299	223		SS	\$ 1098	10
	BN	\$ 472	224		C	\$ 204	223		SS-10	\$ 1109	10
	C	\$ 378	224		PN	\$ 299	223		TTSQ101	BG	\$ 1219
	PN	\$ 472	224	TRUTM88	C	\$ 711	226			BG-10	\$ 1229
TRUTM23+	BG	\$ 591	224		PN	\$ 868	226	BK		\$ 1219	10
	BK	\$ 591	224	TRUTM88+	C	\$ 711	226	BK-10		\$ 1229	10
	BN	\$ 472	224		PN	\$ 868	226	C		\$ 793	10
	C	\$ 378	224	TSA23	C	\$ 460	83	C-10		\$ 805	10
	PN	\$ 472	224		PN	\$ 566	83	SS		\$ 1109	10
TRUTM88+	C	\$ 378	224	TSA37	C	\$ 2135	81	SS-10		\$ 1120	10
	PN	\$ 472	224		PN	\$ 2959	81	TU02		BN	\$ 147
TSA23	C	\$ 460	83					C		\$ 99	418
	PN	\$ 566	83								

NUMERICAL INDEX

PRODUCT CODE	COLOR	USD PRICE	PAGE	PRODUCT CODE	COLOR	USD PRICE	PAGE	PRODUCT CODE	COLOR	USD PRICE	PAGE		
TU04	BN	\$ 294	176, 205, 220, 285, 303, 418	TZ010	BN	\$ 934	115	US01	BN	\$ 395	335		
	C	\$ 212	176, 205, 220, 285, 303, 418		C	\$ 601	115		BN-05	\$ 405	335		
	PN	\$ 294	176, 220, 285, 418		PN	\$ 934	115		BN-10	\$ 405	335		
TU26	BN	\$ 740	176, 205, 220, 285, 303, 418	TZ016	BN	\$ 1009	116		C	\$ 304	335		
	C	\$ 524	176, 205, 220, 285, 303, 418		C	\$ 676	116		C-05	\$ 318	335		
	PN	\$ 740	176, 220, 285, 418		PN	\$ 1009	116		C-10	\$ 318	335		
TU33	BN	\$ 870	98, 239, 418	TZ039	BN	\$ 2372	118		US08	BN	\$ 592	335	
	C	\$ 603	98, 239, 418		C	\$ 1782	118			BN-05	\$ 602	335	
	PN	\$ 870	98, 239, 418		PN	\$ 2372	118			BN-10	\$ 602	335	
TU44	BN	\$ 1318	418	TZ00P10	BN	\$ 1365	115			C	\$ 508	335	
	C	\$ 916	418		C	\$ 946	115	C-05		\$ 547	335		
TU99	BN	\$ 212	98, 239, 418	TZ00P16	BN	\$ 1441	116	US10		C-10	\$ 547	335	
	C	\$ 147	98, 239, 418		C	\$ 1023	116			BN	\$ 1060	337	
	PN	\$ 212	98, 239, 418	TZ00P37	BN	\$ 4315	119			BN-EX	\$ 1060	337	
TUS10	BN	\$ 853	337		C	\$ 3055	119			BN-SPEX	\$ 1060	337	
	C	\$ 609	337	TZ00P80	BN	\$ 466	132, 410			C	\$ 816	337	
	TUS16	BN	\$ 938		337	C	\$ 333		132, 410	C-EX	\$ 816	337	
C		\$ 674	337		PN	\$ 466	132, 410		C-SPEX	\$ 816	337		
TUS23	BN	\$ 644	341	TZOTQ23	BN	\$ 425	121		US11	BN	\$ 817	336	
	C	\$ 458	341		C	\$ 354	121			BN-05	\$ 827	336	
TUS39	BN	\$ 1885	338		PN	\$ 425	121			BN-10	\$ 827	336	
	C	\$ 1398	338	C	\$ 354	121	C	\$ 629		336			
TUS44	BN	\$ 644	341	TZOTQ44	BN	\$ 425	121	C-05		\$ 639	336		
	C	\$ 458	341		C	\$ 425	121	C-10		\$ 639	336		
TUS45	BN	\$ 663	343	TZOTQ45	BN	\$ 419	122	US13		C	\$ 422	338	
	C	\$ 458	343		C	\$ 344	122			US16	BN	\$ 1145	337
TUS46	BN	\$ 1227	345		PN	\$ 419	122				BN-EX	\$ 1145	337
	C	\$ 864	345	TZOTQ46	BN	\$ 868	123				BN-SPEX	\$ 1145	337
TUS47	BN	\$ 663	343		C	\$ 711	123		C		\$ 881	337	
	C	\$ 458	343		PN	\$ 868	123		C-EX		\$ 881	337	
TUS51	BN	\$ 384	339	TZOTQ47	BN	\$ 419	122		C-SPEX		\$ 881	337	
	C	\$ 267	339		C	\$ 344	122		US21		BN	\$ 1649	336
	TUS71	C	\$ 162		340	PN	\$ 419				122	C	\$ 1269
TUS88		C	\$ 864	345	TZOTQ51	BN	\$ 299		120		US23	BN	\$ 807
	TUS93	C	\$ 361	342		C	\$ 204	120	BN-EX			\$ 807	341
TUS94		C	\$ 361	342		PN	\$ 299	120	BN-SPEX	\$ 807		341	
	TUS95	C	\$ 363	344	TZOTQ88	BN	\$ 868	123	C	\$ 621		341	
TUS97		C	\$ 363	344		C	\$ 711	123	C-EX	\$ 621		341	
	TVY10	C	\$ 725	52		UL01	PN	\$ 868	123	C-SPEX		\$ 621	341
TVY16		C	\$ 799	52	C		\$ 401	335	US39	BN		\$ 2105	338
	TVY23	C	\$ 460	55	C-05		\$ 412	335		BN-EX		\$ 2105	338
TVY39		C	\$ 1722	53	C-10	\$ 412	335	BN-SPEX		\$ 2105		338	
	TVY44	C	\$ 460	55	US00	BN	\$ 365	335		C		\$ 1618	338
TVY45		C	\$ 432	56		BN-05	\$ 375	335		C-EX	\$ 1618	338	
	TVY46	C	\$ 830	57		BN-10	\$ 375	335		C-SPEX	\$ 1618	338	
TVY47		C	\$ 432	56	C	\$ 279	335						
	TVY51	C	\$ 255	54	C-05	\$ 293	335						
TVY88		C	\$ 830	57	C-10	\$ 293	335						

NUMERICAL INDEX


PRODUCT CODE	COLOR	USD PRICE	PAGE	PRODUCT CODE	COLOR	USD PRICE	PAGE	PRODUCT CODE	COLOR	USD PRICE	PAGE				
US44	BN	\$ 807	341	VM01	C	\$ 386	19	VY51	C	\$ 386	54				
	BN-EX	\$ 807	341		C-05	\$ 400	19		C-EX	\$ 386	54				
	BN-SPEX	\$ 807	341		C-10	\$ 400	19		C-SPEX	\$ 386	54				
	C	\$ 621	341	VS00	BN	\$ 416	19	VY6	C	\$ 226	61, 425				
	C-EX	\$ 621	341		BN-05	\$ 427	19	VY7	C	\$ 112	61, 425				
	C-SPEX	\$ 621	341		BN-10	\$ 427	19	VY80	C	\$ 275	64, 411				
US45	BN	\$ 890	343		C	\$ 306	19	VY83	C	\$ 1334	57				
	BN-EX	\$ 890	343		C-05	\$ 318	19	VY88	C	\$ 1178	57				
	BN-SPEX	\$ 890	343		C-10	\$ 318	19	VYL01	C	\$ 755	51				
	C	\$ 685	343	VS01	BN	\$ 457	19	C-05	\$ 745	51					
	C-EX	\$ 685	343		BN-05	\$ 468	19	VYS00	C	\$ 605	51				
	C-SPEX	\$ 685	343		BN-10	\$ 468	19	C-05	\$ 617	51					
US46	BN	\$ 1575	345		C	\$ 329	19	VYS01	C	\$ 629	51				
	C	\$ 1212	345		C-05	\$ 342	19	C-05	\$ 641	51					
	US47	BN	\$ 890		343	C-10	\$ 342	19	YL01	C	\$ 458	20			
		BN-EX	\$ 890	343	VY0	C	\$ 61	61, 425	C-05	\$ 470	20				
		BN-SPEX	\$ 890	343		VY08	C	\$ 838	51	C-10	\$ 470	20			
		C	\$ 685	343			C-05	\$ 848	51	YM01	C	\$ 396	20		
C-EX		\$ 685	343	VY09			C	\$ 1154	53		C-05	\$ 407	20		
C-SPEX		\$ 685	343				VY10	C	\$ 932		52	C-10	\$ 407	20	
US51	BN	\$ 515	339					C-EX	\$ 932		52	YS01	C	\$ 382	20
	BN-EX	\$ 515	339		C-SPEX			\$ 932	52		C-05		\$ 396	20	
	BN-SPEX	\$ 515	339		VY11	C		\$ 692	51		C-10		\$ 396	20	
	C	\$ 398	339			C-05		\$ 704	51	ZL01	BN		\$ 694	114	
	C-EX	\$ 398	339	C-10		\$ 704		51	BN-05		\$ 706		114		
	C-SPEX	\$ 398	339	VY16		C	\$ 1006	52	BN-10		\$ 706		114		
US71	C	\$ 293	340			C-EX	\$ 1006	52	C		\$ 493	114			
	C-EX	\$ 293	340			C-SPEX	\$ 1006	52	C-05		\$ 507	114			
	C-SPEX	\$ 293	340		VY21	C	\$ 1295	53	C-10		\$ 507	114			
	US83	BN	\$ 1752			345	VY23	C	\$ 623	55	PN	\$ 694	114		
		C	\$ 1348			345		C-EX	\$ 623	55	PN-05	\$ 706	114		
		US88	BN	\$ 1575		345		C-SPEX	\$ 623	55	PN-10	\$ 706	114		
C			\$ 1212	345		VY3		C	\$ 86	61, 425	ZLOP01	BN	\$ 765	114	
US93			C	\$ 524				342	VY39	C		\$ 1942	53	BN-10	\$ 777
			C-EX	\$ 524	342			C-EX		\$ 1942		53	C	\$ 635	114
	C-SPEX		\$ 524	342	C-SPEX		\$ 1942	53		C-10		\$ 646	114		
	US94		C	\$ 524	342		VY44	C		\$ 623		55	Z00	BN	\$ 72
		C-EX	\$ 524	342	C-EX			\$ 623		55		C		\$ 53	128, 429
		C-SPEX	\$ 524	342	C-SPEX	\$ 623		55		PN	\$ 72	128, 429			
US95		C	\$ 590	344	VY45	C		\$ 659	56	Z008	BN	\$ 761		114	
		C-EX	\$ 590	344		C-EX		\$ 659	56		BN-05	\$ 773		114	
		C-SPEX	\$ 590	344		C-SPEX		\$ 659	56		BN-10	\$ 773		114	
	US97	C	\$ 590	344		VY46	C	\$ 1178	57		C	\$ 612	114		
		C-EX	\$ 590	344			VY47	C	\$ 659		56	C-05	\$ 623	114	
		C-SPEX	\$ 590	344				C-EX	\$ 659		56	C-10	\$ 623	114	
VL01		C	\$ 486	19	C-SPEX			\$ 659	56	PN	\$ 761	114			
		C-05	\$ 497	19	VY5			C	\$ 162	61, 425	PN-05	\$ 773	114		
		C-10	\$ 497	19				C	\$ 386	19	PN-10	\$ 773	114		

NUMERICAL INDEX

PRODUCT CODE	COLOR	USD PRICE	PAGE	PRODUCT CODE	COLOR	USD PRICE	PAGE	PRODUCT CODE	COLOR	USD PRICE	PAGE
Z009	BN	\$ 1000	119	Z080	BN	\$ 340	132, 411	Z0TQ44	BN	\$ 588	121
	C	\$ 824	119		C	\$ 271	132, 411		BN-EX	\$ 588	121
	PN	\$ 1000	119		PN	\$ 340	132, 411		BN-SPEX	\$ 588	121
Z010	BN	\$ 1141	115	Z00P08	BN	\$ 787	114	C	\$ 517	121	
	BN-EX	\$ 1141	115		BN-10	\$ 799	114	C-EX	\$ 517	121	
	BN-SPEX	\$ 1141	115		C	\$ 673	114	C-SPEX	\$ 517	121	
	C	\$ 808	115		C-10	\$ 685	114	PN	\$ 588	121	
	C-EX	\$ 808	115	Z00P10	BN	\$ 1572	115	PN-EX	\$ 588	121	
	C-SPEX	\$ 808	115		BN-EX	\$ 1572	115	PN-SPEX	\$ 588	121	
	PN	\$ 1141	115		BN-SPEX	\$ 1572	115	Z0TQ45	BN	\$ 646	122
	PN-EX	\$ 1141	115		C	\$ 1153	115		BN-EX	\$ 646	122
	PN-SPEX	\$ 1141	115		C-EX	\$ 1153	115		BN-SPEX	\$ 646	122
	Z012	BN	\$ 1153	117	C-SPEX	\$ 1153	115		C	\$ 571	122
C		\$ 883	117	Z00P11	BN	\$ 818	114		C-EX	\$ 571	122
PN		\$ 1153	117		BN-10	\$ 829	114	C-SPEX	\$ 571	122	
Z016	BN	\$ 1216	116		C	\$ 629	114	PN	\$ 646	122	
	BN-EX	\$ 1216	116	C-10	\$ 641	114	PN-EX	\$ 646	122		
	BN-SPEX	\$ 1216	116	Z00P12	BN	\$ 1624	117	PN-SPEX	\$ 646	122	
	C	\$ 883	116		C	\$ 1224	117	Z0TQ46	BN	\$ 1216	123
	C-EX	\$ 883	116	Z00P16	BN	\$ 1648	116		C	\$ 1059	123
	C-SPEX	\$ 883	116		BN-EX	\$ 1648	116		PN	\$ 1216	123
	PN	\$ 1216	116		BN-SPEX	\$ 1648	116		Z0TQ47	BN	\$ 646
	PN-EX	\$ 1216	116	C	\$ 1230	116	BN-EX			\$ 646	122
	PN-SPEX	\$ 1216	116	C-EX	\$ 1230	116	BN-SPEX	\$ 646		122	
	Z017	BN	\$ 1531	117	C-SPEX	\$ 1230	116	C		\$ 571	122
C		\$ 1153	117	Z00P17	BN	\$ 1989	117	C-EX		\$ 571	122
PN		\$ 1531	117		C	\$ 1511	117	C-SPEX		\$ 571	122
Z03	BN	\$ 104	128, 429	Z00P37	BN	\$ 4535	119	PN		\$ 646	122
	C	\$ 74	128, 429		BN-EX	\$ 4535	119	PN-EX		\$ 646	122
	PN	\$ 104	128, 429		BN-SPEX	\$ 4535	119	PN-SPEX		\$ 646	122
Z039	BN	\$ 2592	118		C	\$ 3275	119	Z0TQ51		BN	\$ 430
	BN-EX	\$ 2592	118		C-EX	\$ 3275	119		BN-EX	\$ 430	120
	BN-SPEX	\$ 2592	118		C-SPEX	\$ 3275	119		BN-SPEX	\$ 430	120
	C	\$ 2002	118	Z00P80	BN	\$ 529	132, 410		C	\$ 335	120
	C-EX	\$ 2002	118		C	\$ 396	132, 410		C-EX	\$ 335	120
	C-SPEX	\$ 2002	118		PN	\$ 529	132, 410	C-SPEX	\$ 335	120	
	PN	\$ 2592	118	Z0TQ23	BN	\$ 588	121	PN	\$ 430	120	
PN-EX	\$ 2592	118	BN-EX		\$ 588	121	PN-EX	\$ 430	120		
PN-SPEX	\$ 2592	118	BN-SPEX		\$ 588	121	PN-SPEX	\$ 430	120		
Z05	BN	\$ 188	128, 429		C	\$ 517	121	Z0TQ83	C	\$ 1178	123
	C	\$ 138	128, 429		C-EX	\$ 517	121		Z0TQ88	BN	\$ 1216
	PN	\$ 188	128, 429	C-SPEX	\$ 517	121	C	\$ 1059		123	
Z06	BN	\$ 300	128, 429	PN	\$ 588	121	PN	\$ 1216		123	
	C	\$ 214	128, 429	PN-EX	\$ 588	121	Z0TQ88	C		\$ 1059	123
	PN	\$ 300	128, 429	PN-SPEX	\$ 588	121		PN		\$ 1216	123
Z07	BN	\$ 101	128, 429								
	C	\$ 74	128, 429								
	PN	\$ 101	128, 429								

NUMERICAL INDEX

PRODUCT CODE	COLOR	USD PRICE	PAGE
ZS00	BN	\$ 486	113
	BN-05	\$ 497	113
	BN-10	\$ 497	113
	C	\$ 359	113
	C-05	\$ 371	113
	C-10	\$ 371	113
	PN	\$ 486	113
	PN-05	\$ 497	113
	PN-10	\$ 497	113
ZS01	BN	\$ 528	113
	BN-05	\$ 539	113
	BN-10	\$ 539	113
	C	\$ 382	113
	C-05	\$ 396	113
	C-10	\$ 396	113
	PN	\$ 528	113
	PN-05	\$ 539	113
	PN-10	\$ 539	113
ZSOP00	BN	\$ 588	113
	BN-10	\$ 600	113
	C	\$ 482	113
	C-10	\$ 493	113
ZSOP01	BN	\$ 629	113
	BN-10	\$ 641	113
	C	\$ 507	113
	C-10	\$ 517	113



RIOLOGIC
RIOLOGIQUE

RIOLOGIC RIOLOGIQUE

TWO VALVE TYPES/DEUX TYPES DE VALVES

	PRESSURE BALANCE PRESSION ÉQUILIBRÉE (Type P)	THERMOSTATIC/ PRESSURE BALANCE THERMOSTATIQUE/ PRESSION ÉQUILIBRÉE (Type T/P)
Stabilizes temperature if pressure drops up to 50% <i>Stabilise la température en cas de baisse de pression allant jusqu'à 50 %</i>	●	●
Temperature presets <i>Préréglage de la température</i>		●
Works even if house uses a well <i>Compatible avec les systèmes reliés à un puits</i>	●	●
Cartridge with paraffin stem, sensitive to temperature changes <i>Cartouche à tige de paraffine sensible aux variations de température</i>		●
Recommended for new homes <i>Recommandé pour les maisons neuves</i>	●	●
Recommended for homes built before 2000 <i>Recommandé pour les maisons construites avant 2000</i>	●	●
Does not require direct connection to water supply at water heater, except for valve xx83 <i>Ne nécessite pas de raccordement direct de l'alimentation au chauffe-eau, à l'exception de la valve xx83</i>	●	●
Recommended for shower system with jets for the body, shower head, hand shower, ... <i>Recommandé pour les systèmes de douche avec jets de corps, tête pluie, douchette, ...</i>		●
Safe <i>Sécuritaire</i>	●	●
Limited lifetime warranty <i>Garantie à vie limitée</i>	●	●

ALL SHOWER VALVES

EXAMPLES



Momenti™



Venty



Paradox



Equinox




OFFERED IN THREE TYPES OF CONNECTIONS



NPT



PEX



EXPANSION PEX

SEPARATE ROUGH AND TRIM

Enabling plumbers to install the rough while you select the trim from our various collections and finishes. And there's no need to worry about damaging the trim during the installation.

OUR ROUGH-IN VALVES COME WITH A TEST CAP

Enabling plumbers to test the valve's connections and purge lines without damaging or removing the cartridge. As a result, cartridges remain clean and free of the debris that can cause partial or total water blockage.



VALVE ROUGHS ARE MADE IN CANADA!



ALL 3-PIECE DECK-MOUNT TUB FILLERS WITH HAND SHOWER

EXAMPLES



OFFERED IN THREE TYPES OF CONNECTIONS



ALL FLOOR-MOUNT TUB FILLERS WITH HAND SHOWER

EXAMPLES



OFFERED IN THREE TYPES OF CONNECTIONS



FLOOR-MOUNT TUB FILLER



SEPARATE ROUGH & TRIM

No need to worry about damaging the trim. Roughs for bath faucets and shower valves can be purchased separately from Riobel trims.

Unique box design: Rough can be easily removed without opening the trim box.




FLOOR-MOUNT TUB FILLER CONCRETE FLOOR INSTALLATION BOX



Kit of adjustable legs

WHAT TO FORESEE



Parallel to the bath



Finished installation



4"

INSTALLATION STEPS

1

Pour the concrete so that it is flush with the top of the box and the PVC pipe exits in the wall division.



2

Remove the tape and insert the rough on which you preinstalled the piping.



3

You are now ready to continue your project!

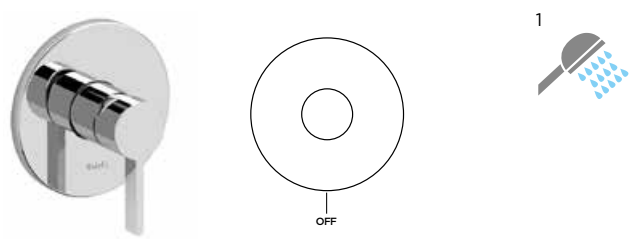


RIOWISE SHOWER SYSTEM



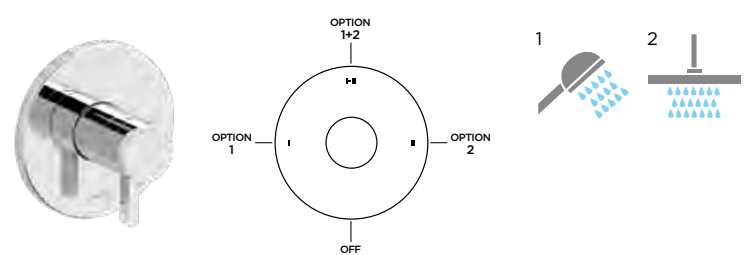
Riobel's coaxial valves control both volume and temperature so you don't have to plumb in a separate shut-off or diverter valve, allowing for more streamlined faucet design that takes up less space on the wall. Furthermore, our thermostatic/pressure balance valves offer the best of both worlds: they stabilize water pressure for steady temperature performance even in the event of a 50% drop in pressure. No wonder this system is known as the **RioWise Valve System**. Riobel owns the patent for this revolutionary invention in the world of plumbing!

1-WAY XX51, XX71: 1-WAY (+1)



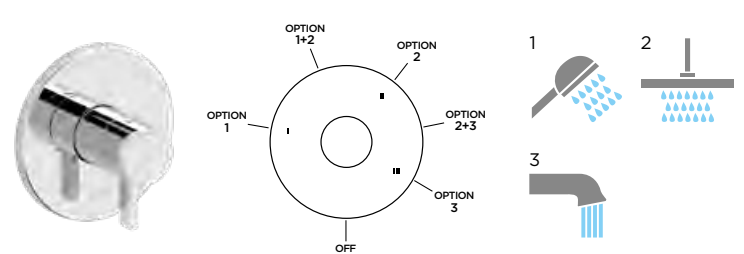
- Type P (pressure balance) ½"
- 1 + 1 outlet
- Double action: flow and temperature control
- Service valves
- Maximum 22 L/min. 5.8 gpm (US) 60psi

2-WAY COAXIAL RIOWISE XX23, XX93



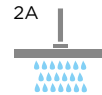
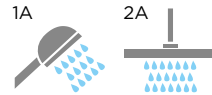
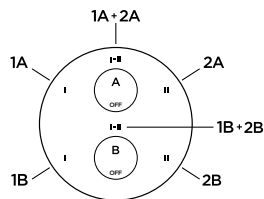
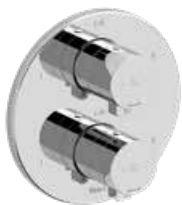
- Coaxial **RIOWISE** Type T/P (thermostatic/pressure balance) ½"
- 2 outlets
- 4 positions (OFF, 1, 1 and 2, 2)
- Service valves
- Maximum 24 L/min. 6.3 gpm (US) 60psi

3-WAY COAXIAL RIOWISE XX45, XX95

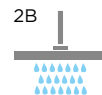


- Coaxial **RIOWISE** Type T/P (thermostatic/pressure balance) ½"
- 3 outlets
- 6 positions (OFF, 1, 1 and 2, 2, 2 and 3, 3)
- Service valves
- Maximum 24 L/min. 6.3 gpm (US) 60psi

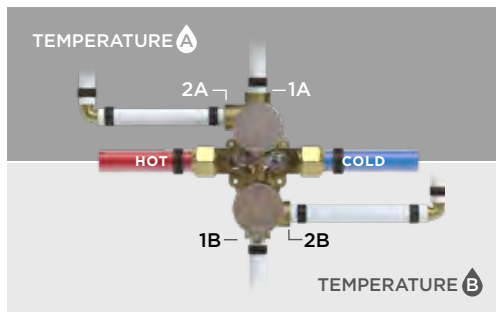
4-WAY COAXIAL RIOWISE XX46



1A - 2A Top handle:
4 positions (OFF, 1, 1 & 2, 2)

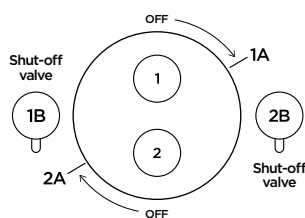
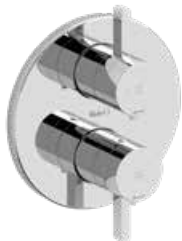


1B - 2B Bottom handle:
4 positions (OFF, 1, 1 & 2, 2)



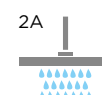
- Coaxial **RIOWISE** Type T/P (thermostatic/pressure balance) $\frac{3}{4}$ "
- Must be supplied: $\frac{3}{4}$ " Pex, $\frac{3}{4}$ " Expansion Pex or $\frac{1}{2}$ " copper
- 4 outlets
- 4 integrated volume controls
- 2 different temperatures
- Service valves
- Maximum 38 L/min. 10 gpm (US) 60psi

$\frac{3}{4}$ " HIGH PERFORMANCE XX83



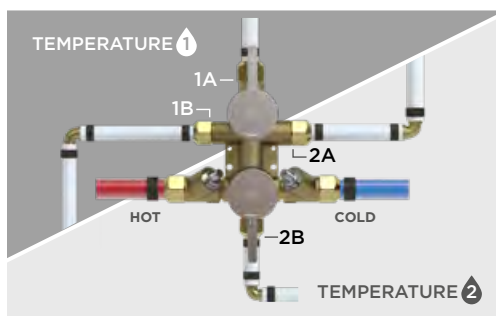
1A 38 L/min, 10 gpm (US) 60 psi

1B Optional outlet (requires volume control)
11 L/min, 2.9 gpm (US) 60 psi

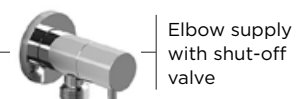


2A 28 L/min, 7.4 gpm (US) 60 psi

2B Optional outlet (requires volume control)
11 L/min, 2.9 gpm (US) 60 psi



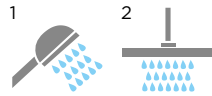
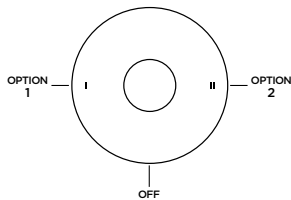
- Coaxial Type T/P (thermostatic/pressure balance) $\frac{3}{4}$ "
- $\frac{3}{4}$ " dedicated main water supply required
- 2 integrated volume controls + 2 optional outlets (requires volume control)
- 2 different temperatures
- Service valves
- Maximum 76 L/min. 20 gpm (US) 60psi



HIGH EFFICIENCY RIOWISE SHOWER SYSTEM

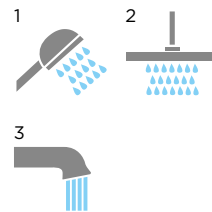
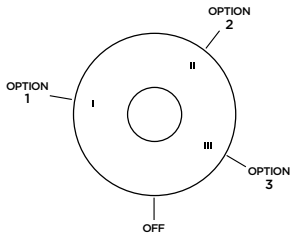


2-WAY COAXIAL RIOWISE NO SHARE XX44, XX94



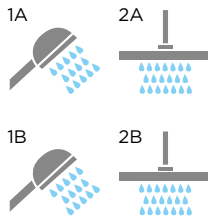
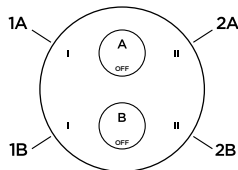
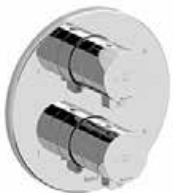
- Coaxial **RIOWISE** Type T/P (thermostatic/pressure balance) ½"
- 2 outlets
- 3 positions (OFF, 1, 2)
- Service valves
- Maximum 23 L/min. 6 gpm (US) 60psi

3-WAY COAXIAL RIOWISE NO SHARE XX47, XX97



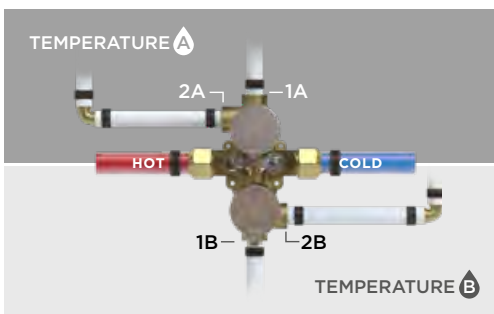
- Coaxial **RIOWISE** Type T/P (thermostatic/pressure balance) ½"
- 3 outlets
- 4 positions (OFF, 1, 2, 3)
- Service valves
- Maximum 19 L/min. 5 gpm (US) 60psi

4-WAY COAXIAL RIOWISE NO SHARE XX88



1A - 2A Top handle:
3 positions (OFF, 1, 2)

1B - 2B Bottom handle:
3 positions (OFF, 1, 2)



- Coaxial **RIOWISE** Type T/P (thermostatic/pressure balance) ¾"
- Must be supplied: ¾" Pex, ¾" Expansion Pex or ½" copper
- 4 outlets
- 2 different temperatures
- Service valves
- Maximum 37 L/min. 9.8 gpm (US) 60psi

VALVE DESCRIPTION CHART



VALVES	½" WATER INLET	¾" WATER INLET	TYPE T, P OR T/P	REQUIRED MINIMUM WALL THICKNESS	CONNECTION TYPE	WATER OUTLET	MAXIMUM FLOW RATE
XX51, XX71	●		P	2 X 3	NPT or Sweat, SPEX, EX	1 + 1	22 L/min 5.8 gpm
XX23, XX93 2-way	●		T/P (Coaxial) RIOWISE	2 X 3	NPT or Sweat, SPEX, EX	2	24 L/min 6.3 gpm
XX44, XX94 2-way NO SHARE	●		T/P (Coaxial) RIOWISE	2 X 3	NPT or Sweat, SPEX, EX	2	23 L/min 6 gpm
XX45, XX95 3-way	●		T/P (Coaxial) RIOWISE	2 X 3	NPT or Sweat, SPEX, EX	3	24 L/min 6.3 gpm
XX47, XX97 3-way NO SHARE	●		T/P (Coaxial) RIOWISE	2 X 3	NPT or Sweat, SPEX, EX	3	19 L/min 5 gpm
XX46 4-way	copper	SPEX EX	T/P (Coaxial) RIOWISE	2 X 3	NPT	4	38 L/min 10 gpm
XX88 4-way NO SHARE	copper	SPEX EX	T/P (Coaxial) RIOWISE	2 X 3	NPT	4	37 L/min 9.8 gpm
XX83 4-way		● (direct)	T/P (Coaxial)	2 X 4	NPT	4	76 L/min 20 gpm
Genius™ Shower (9580) 2-way	●		T/P	2 X 3	NPT	2	19 L/min 5 gpm
Genius™ Shower (9584) 2-way NO SHARE	●		T/P	2 X 3	NPT	2	15 L/min 4 gpm
CSTM77	● (extern)		T	2 X 3	NPT	1	21 L/min 5.5 gpm
CSTM81	● (extern)		T	2 X 3	NPT	2	18.4 L/min 4.8 gpm

P: Pressure Balance (Safe)

T: Thermostatic (Stable)

T/P: Thermostatic/Pressure Balance
(Stable & Safe)

SPEX: PEX

EX: Expansion PEX

QUICK CONNECT 8"



EASY INSTALLATION FOR 8" LAVATORY FAUCET

Easy installation due to Quick Connect for spout and spindle connection

Hot and cold water supply included

Spindle's attachment kit: nut with 2 screws for better stability



KITCHEN
CUISINE

NEW
TECHNOLOGY
NOUVELLE
TECHNOLOGIE

RETRACTABLE HAND SPRAY

BOOMERANG™

DOUCHETTE RÉTRACTABLE

Returns to its original position quickly and easily

Revient à sa position initiale facilement et rapidement

Riobel's new collection of modern kitchen faucets come with an ingenious Boomerang™ pull-down spray system, which allows the sprayer to return to its original position quickly and easily. The hose is made of braided nylon, which is a silent and durable material, and the sprayer has an integrated swivel joint for easy handling to rinse vegetables, wash the sink and even fill a pan or pot with water.

La nouvelle collection de robinets de cuisine modernes de Riobel est dotée de l'ingénieux système de douchette rétractable Boomerang™, qui permet à la douchette de revenir à sa position initiale facilement et rapidement. Le boyau de la douchette est fait de nylon tressé, un matériau silencieux et durable. De plus, un joint rotatif permet de manier la douchette facilement pour rincer des légumes, laver l'évier, ou encore, remplir un plat ou une casserole.



2-JET HAND SPRAY

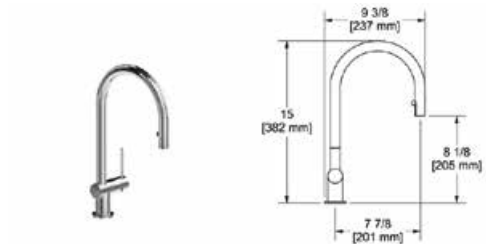
DOUCHETTE 2 JETS



INTEGRATED SWIVEL

JOINT ROTATIF INTÉGRÉ

Azure kitchen faucet, one handle with spray



cUPC®

- Braided nylon hose
- 3/8" speedway compression
- Ceramic cartridge
- 1-jet pull-down spray
- 6.6L/min, 1.75 gpm (US) 60psi

• Add -10 for flow rate 3.7 L/min, 1 gpm (US) 60psi

Product	Finish	Price	-10
AZ101C	Chrome	\$ 353	\$ 365
AZ101SS	Stainless Steel (PVD)	\$ 470	\$ 482
AZ101BK	Black	\$ 517	\$ 527
AZ101BG	Brushed Gold (PVD)	\$ 517	\$ 527

Azure kitchen faucet with 2-jet spray



cUPC®

- 3/8" speedway compression
- Ceramic cartridge
- Silent braided nylon hose
- 2-jet Boomerang™ hand spray system with intergrated swivel
- 5.69 L/min, 1.5 gpm (US) 60psi

• Add -10 for flow rate 3.7 L/min, 1 gpm (US) 60psi

Product	Finish	Price	-10
AZ201C	Chrome	\$ 633	\$ 643
AZ201SS	Stainless Steel (PVD)	\$ 805	\$ 815
AZ201BK	Black	\$ 885	\$ 895
AZ201BG	Brushed Gold (PVD)	\$ 885	\$ 895

Azure kitchen faucet bridge style, two handles with spray



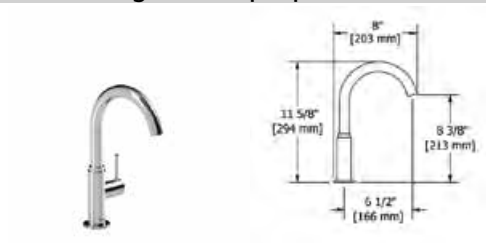
cUPC®

- 3/8" speedway compression
- Ceramic cartridge
- Silent braided nylon hose
- 2-jet Boomerang™ hand spray system with intergrated swivel
- 5.69 L/min, 1.5 gpm (US) 60psi

• Add -10 for flow rate 3.7 L/min, 1 gpm (US) 60psi

Product	Finish	Price	-10
AZ400C	Chrome	\$ 1271	\$ 1282
AZ400SS	Stainless Steel (PVD)	\$ 1650	\$ 1660
AZ400BK	Black	\$ 1779	\$ 1790
AZ400BG	Brushed Gold (PVD)	\$ 1779	\$ 1790

Azure single hole prep sink faucet



cUPC®



- Swivel spout
- 3/8" speedway compression
- Ceramic cartridge
- 8.3 L/min, 2.2 gpm (US) 60psi

• Add -10 for flow rate 3.7 L/min, 1 gpm (US) 60psi

Product	Finish	Price	-10
AZ601C	Chrome	\$ 337	\$ 347
AZ601SS	Stainless Steel (PVD)	\$ 438	\$ 448
AZ601BK	Black	\$ 471	\$ 481
AZ601BG	Brushed Gold (PVD)	\$ 471	\$ 481

Azure water filter dispenser faucet



cUPC®

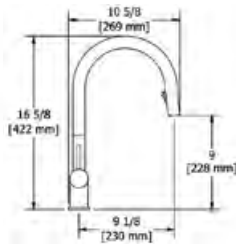


- Non swivel spout
- 3/8" speedway compression
- Ceramic cartridge
- Maximum temperature 70° C (158°F)
- On/off
- 4.5 L/min, 1.2 gpm (US) 60psi

• Add -10 for flow rate 3.7 L/min, 1 gpm (US) 60psi

Product	Finish	Price	-10
AZ701C	Chrome	\$ 303	\$ 313
AZ701SS	Stainless Steel (PVD)	\$ 394	\$ 404
AZ701BK	Black	\$ 423	\$ 433
AZ701BG	Brushed Gold (PVD)	\$ 423	\$ 433

Azure kitchen faucet, two handles with spray



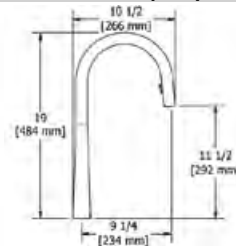
- 3/8" speedway compression
- Ceramic cartridge
- Silent braided nylon hose
- 2-jet Boomerang™ hand spray system with intergrated swivel
- 5.69 L/min, 1.5 gpm (US) 60psi

• Add -10 for flow rate 3.7 L/min, 1 gpm (US) 60psi

Product	Finish	Price	-10
AZ801C	Chrome	\$ 763	\$ 773
AZ801SS	Stainless Steel (PVD)	\$ 985	\$ 995
AZ801BK	Black	\$ 1085	\$ 1095
AZ801BG	Brushed Gold (PVD)	\$ 1085	\$ 1095

cUPC®

Solstice kitchen faucet with spray



- 3/8" speedway compression
- Ceramic cartridge
- Silent braided nylon hose
- 2-jet Boomerang™ hand spray system with intergrated swivel
- 6.6L/min, 1.75 gpm (US) 60psi

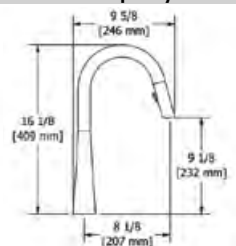
• Add -10 for flow rate 3.7 L/min, 1 gpm (US) 60psi

• Add -15 for flow rate 5.69 L/min, 1.5 gpm (US) 60psi

Product	Finish	Price	-10/-15
SC101C	Chrome	\$ 763	\$ 773
SC101SS	Stainless Steel (PVD)	\$ 1003	\$ 1014
SC101BK	Black	\$ 1026	\$ 1036
SC101BG	Brushed Gold (PVD)	\$ 1026	\$ 1036

cUPC®

Ludik kitchen faucet with spray



- 3/8" speedway compression
- Ceramic cartridge
- Silent braided nylon hose
- 2-jet Boomerang™ hand spray system with intergrated swivel
- 6.6L/min, 1.75 gpm (US) 60psi

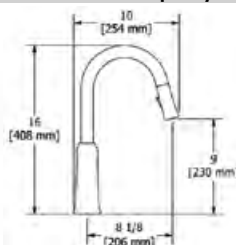
• Add -10 for flow rate 3.7 L/min, 1 gpm (US) 60psi

• Add -15 for flow rate 5.69 L/min, 1.5 gpm (US) 60psi

Product	Finish	Price	-10/-15
LK101C	Chrome	\$ 825	\$ 835
LK101SS	Stainless Steel (PVD)	\$ 1088	\$ 1098
LK101BK	Black	\$ 1131	\$ 1141
LK101BG	Brushed Gold (PVD)	\$ 1131	\$ 1141

cUPC®

Trattoria kitchen faucet with spray



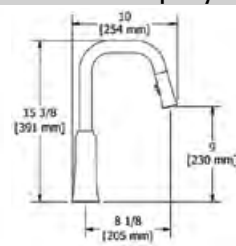
- 3/8" speedway compression
- Ceramic cartridge
- Silent braided nylon hose
- 2-jet Boomerang™ hand spray system with intergrated swivel
- 5.69 L/min, 1.5 gpm (US) 60psi

• Add -10 for flow rate 3.7 L/min, 1 gpm (US) 60psi

Product	Finish	Price	-10
TTRD101C	Chrome	\$ 773	\$ 783
TTRD101SS	Stainless Steel (PVD)	\$ 1098	\$ 1109
TTRD101BK	Black	\$ 1205	\$ 1215
TTRD101BG	Brushed Gold (PVD)	\$ 1205	\$ 1215

cUPC®

Trattoria kitchen faucet with spray



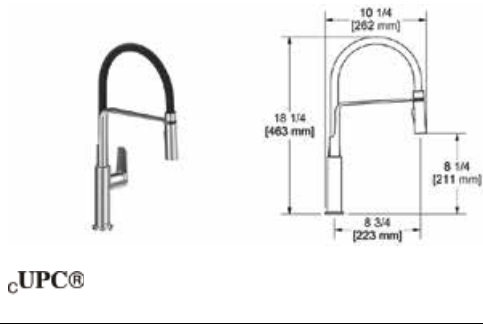
- 3/8" speedway compression
- Ceramic cartridge
- Silent braided nylon hose
- 2-jet Boomerang™ hand spray system with intergrated swivel
- 5.69 L/min, 1.5 gpm (US) 60psi

• Add -10 for flow rate 3.7 L/min, 1 gpm (US) 60psi

Product	Finish	Price	-10
TTSQ101C	Chrome	\$ 793	\$ 805
TTSQ101SS	Stainless Steel (PVD)	\$ 1109	\$ 1120
TTSQ101BK	Black	\$ 1219	\$ 1229
TTSQ101BG	Brushed Gold (PVD)	\$ 1219	\$ 1229

cUPC®

Mythic kitchen faucet with spray



- 3/8" speedway compression
- Ceramic cartridge
- 2-jet hand spray
- Flexible spout
- 6.7 L/min, 1.8 gpm (US) 60psi
- Add -10 for flow rate 3.7 L/min, 1 gpm (US) 60psi
- Add -15 for flow rate 5.69 L/min, 1.5 gpm (US) 60psi

Product	Finish	Price	-10/-15
MY101C	Chrome	\$ 560	\$ 571
MY101SS	Stainless Steel (PVD)	\$ 678	\$ 690
MY101BK	Black	\$ 732	\$ 744

Mizo kitchen faucet with spray



- 3/8" speedway compression
- Ceramic cartridge
- 2-jet pull-out spray
- Polypropylene and polyester aluminium hose with integrated swivel
- 8.3 L/min, 2.2 gpm (US) 60psi
- Add -10 for flow rate 3.7 L/min, 1 gpm (US) 60psi
- Add -15 for flow rate 5.69 L/min, 1.5 gpm (US) 60psi

Product	Finish	Price	-10/-15
MZ101C	Chrome	\$ 681	\$ 694
MZ101SS	Stainless Steel (PVD)	\$ 894	\$ 905

Mizo prep sink faucet



- Swivel spout
- 3/8" speedway compression
- Ceramic cartridge
- 8.3 L/min, 2.2 gpm (US) 60psi
- Add -10 for flow rate 3.7 L/min, 1 gpm (US) 60psi
- Add -15 for flow rate 5.69 L/min, 1.5 gpm (US) 60psi

Product	Finish	Price	-10/-15
MZ601C	Chrome	\$ 493	\$ 507
MZ601SS	Stainless Steel (PVD)	\$ 694	\$ 706

Mizo water filter dispenser faucet



- Swivel spout
- 3/8" speedway compression
- Ceramic cartridge
- Maximum temperature 70° C (158°F)
- On/off
- 5.69 L/min, 1.5 gpm (US) 60psi
- Add -10 for flow rate 3.7 L/min, 1 gpm (US) 60psi

Product	Finish	Price	-10
MZ701C	Chrome	\$ 470	\$ 482
MZ701SS	Stainless Steel (PVD)	\$ 623	\$ 635

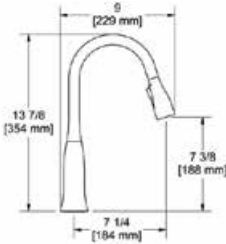
Edge kitchen faucet with spray



- 2-jet pull-down spray
- 3/8" speedway compression
- Ceramic cartridge
- Polypropylene and polyester aluminium hose with integrated swivel
- 8.3 L/min, 2.2 gpm (US) 60psi
- Add -10 for flow rate 3.7 L/min, 1 gpm (US) 60psi
- Add -15 for flow rate 5.69 L/min, 1.5 gpm (US) 60psi

Product	Finish	Price	-10/-15
ED101C	Chrome	\$ 623	\$ 635
ED101SS	Stainless Steel (PVD)	\$ 859	\$ 870

Edge prep sink faucet with spray



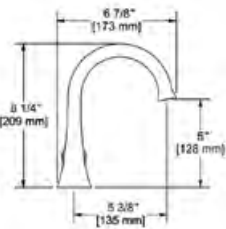
- 2-jet pull-down spray
- 3/8" speedway compression
- Ceramic cartridge
- Polypropylene and polyester aluminium hose with integrated swivel
- 8.3 L/min, 2.2 gpm (US) 60psi

- Add -10 for flow rate 3.7 L/min, 1 gpm (US) 60psi
- Add -15 for flow rate 5.69 L/min, 1.5 gpm (US) 60psi

Product	Finish	Price	-10/-15
ED601C	Chrome	\$ 600	\$ 612
ED601SS	Stainless Steel (PVD)	\$ 824	\$ 836

cUPC®

Edge water filter dispenser faucet



- 3/8" speedway compression
- Ceramic cartridge
- Maximum temperature 70° C (158°F)
- On/off
- 5.7 L/min, 1.5 gpm (US) 60psi

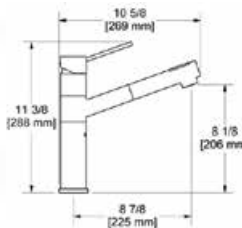
- Add -10 for flow rate 3.7 L/min, 1 gpm (US) 60psi

Product	Finish	Price	-10
ED701C	Chrome	\$ 247	\$ 258
ED701SS	Stainless Steel (PVD)	\$ 365	\$ 375

cUPC®



Cayo kitchen faucet with spray



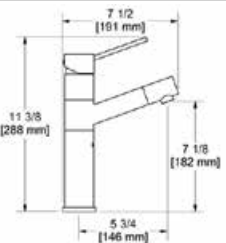
- 3/8" speedway compression
- Ceramic cartridge
- 2-jet pull-out spray
- Polypropylene and polyester aluminium hose with integrated swivel
- 8.3 L/min, 2.2 gpm (US) 60psi

- Add -10 for flow rate 3.7 L/min, 1 gpm (US) 60psi
- Add -15 for flow rate 5.69 L/min, 1.5 gpm (US) 60psi

Product	Finish	Price	-10/-15
CY101C	Chrome	\$ 694	\$ 706
CY101SS	Stainless Steel (PVD)	\$ 882	\$ 892

cUPC®

Cayo single hole prep sink faucet



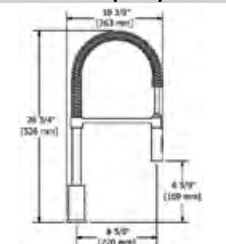
- 3/8" speedway compression
- Ceramic cartridge
- 1-jet pull-out spray
- Polypropylene and polyester aluminium hose with integrated swivel
- 8.3 L/min, 2.2 gpm (US) 60psi

- Add -10 for flow rate 3.7 L/min, 1 gpm (US) 60psi
- Add -15 for flow rate 5.69 L/min, 1.5 gpm (US) 60psi

Product	Finish	Price	-10/-15
CY601C	Chrome	\$ 667	\$ 678
CY601SS	Stainless Steel (PVD)	\$ 882	\$ 892

cUPC®

Bistro kitchen faucet with spray



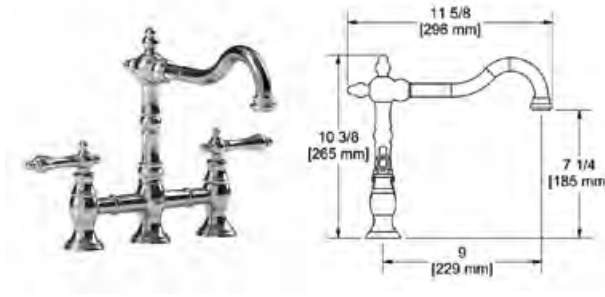
- 3/8" speedway compression
- Ceramic cartridge
- 2-jet hand spray
- Flexible spout
- 8.3 L/min, 2.2 gpm (US) 60psi

- Add -10 for flow rate 3.7 L/min, 1 gpm (US) 60psi
- Add -15 for flow rate 5.69 L/min, 1.5 gpm (US) 60psi

Product	Finish	Price	-10/-15
BI201C	Chrome	\$ 681	\$ 694
BI201CBK	Chrome/Black	\$ 712	\$ 725
BI201SSBK	Stainless Steel (PVD)/Black	\$ 929	\$ 941

cUPC®

Bridge kitchen faucet



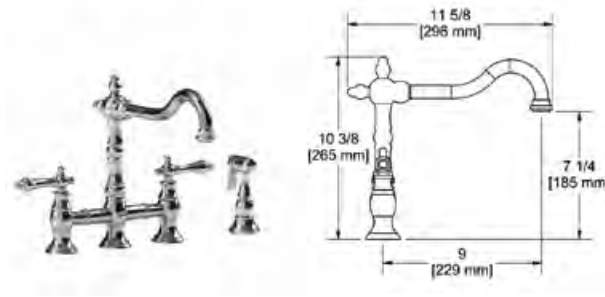
- 1/2" inlet male NPT
- Ceramic cartridge
- 8.3 L/min, 2.2 gpm (US) 60psi

- Add -10 for flow rate 3.7 L/min, 1 gpm (US) 60psi
- Add -15 for flow rate 5.69 L/min, 1.5 gpm (US) 60psi

Product	Finish	Price	-10/-15
BR100LC	Chrome	\$ 846	\$ 859
BR100LBN	Brushed Nickel (PVD)	\$ 1212	\$ 1224
BR100LBG	Brushed Gold (PVD)	\$ 1553	\$ 1563

cUPC®

Bridge kitchen faucet with spray



- 1/2" inlet male NPT
- Ceramic cartridge
- 1-jet pull-out spray
- 8.3 L/min, 2.2 gpm (US) 60psi

- Add -10 for flow rate 3.7 L/min, 1 gpm (US) 60psi
- Add -15 for flow rate 5.69 L/min, 1.5 gpm (US) 60psi

Product	Finish	Price	-10/-15
BR400LC	Chrome	\$ 1013	\$ 1024
BR400LBN	Brushed Nickel (PVD)	\$ 1412	\$ 1424
BR400LBG	Brushed Gold (PVD)	\$ 1833	\$ 1844

cUPC®

Personalize your Bridge faucet with our different handles



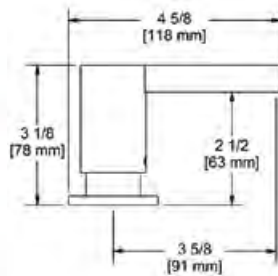
EX.:

RT__ L C

RT__ X C

RT__ + C

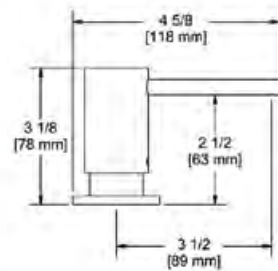
Soap dispenser



- Filling from the top
- Brass

Code	Finish	Price
SD7C	Chrome	\$ 178
SD7SS	Stainless Steel (PVD)	\$ 189
SD7BK	Black	\$ 258
SD7BG	Brushed Gold (PVD)	\$ 258

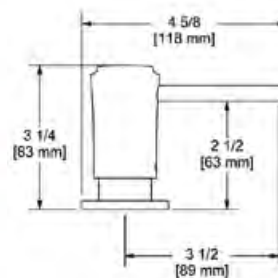
Soap dispenser



- Filling from the top
- Brass

Code	Finish	Price
SD8C	Chrome	\$ 167
SD8SS	Stainless Steel (PVD)	\$ 178
SD8BK	Black	\$ 247
SD8BG	Brushed Gold (PVD)	\$ 247

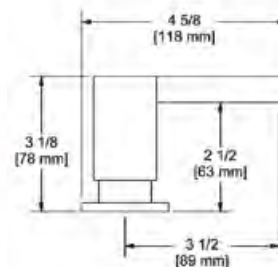
Soap dispenser



- Filling from the top
- Brass

Code	Finish	Price
SD9C	Chrome	\$ 178
SD9SS	Stainless Steel (PVD)	\$ 189
SD9BK	Black	\$ 247
SD9BG	Brushed Gold (PVD)	\$ 247

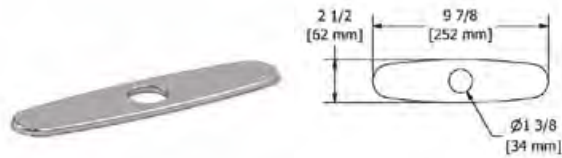
Square soap dispenser, modern



- Filling from the top
- Brass

Code	Finish	Price
SD10C	Chrome	\$ 231
SD10SS	Stainless Steel (PVD)	\$ 299

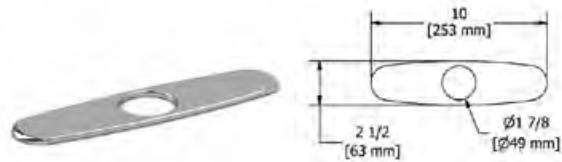
8" center kitchen faucet deck plate



- ED101, ED601, CY101, CY601, BI201, AZ101, AZ201, AZ801, SC101, LK101, TTRD101, TTSQ101, MY101
- Attach kit
- Brass

Code	Finish	Price
PL8C	Chrome	\$ 53
PL8SS	Stainless Steel (PVD)	\$ 76

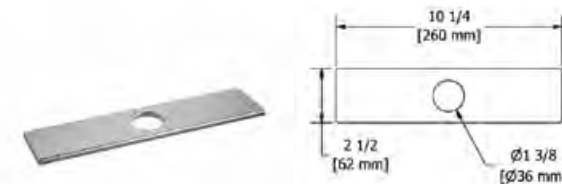
8" center kitchen faucet deck plate



- Brass
- B0201
- Attach kit

Code	Finish	Price
5608C	Chrome	\$ 43
5608SS	Stainless Steel (PVD)	\$ 63

8" center kitchen faucet deck plate



- AZ101, MZ101, MZ601, MZ701, ED101, ED601, ED701, B0201, B0501, B0601 and B0701
- Attach kit
- Brass

Code	Finish	Price
5648C	Chrome	\$ 53
5648SS	Stainless Steel (PVD)	\$ 81

Primer adaptor



- Connection 1/4" OD
- Compatible with AZ101, AZ201, AZ400, AZ801, SC101, LK101 TTRD101 and TTSQ101

Code	Finish	Price
9507	—	\$ 81



Powder Room
Salle d'eau

POWDER ROOM SALLE D'EAU

BATHROOMS/SALLE DE BAINS

POWDER ROOM SALLE D'EAU

AVAILABLE FINISHES | CHOIX DE FINIS



C
Chrome



CBK
Chrome & Black
Chrome et noir



BKC
Black & Chrome
Noir et chrome



BK
Black
Noir



BC
Brushed Chrome
Chrome brossé



BCBK
Brushed Chrome
& Black
*Chrome brossé et
noir*



BKBC
Black & Brushed
Chrome
*Noir et chrome
brossé*



BG
Brushed Gold
Or brossé



BGBK
Brushed Gold
& Black
Or brossé et noir



BKBG
Black & Brushed
Gold
Noir et or brossé



BN
Brushed Nickel
Nickel brossé

Some products are
not available in all
the illustrated finishes.

*Certains produits ne sont pas
disponibles dans tous les
finis illustrés.*

AVAILABLE TEXTURES HANDLES | CHOIX DE TEXTURES DE POIGNÉE



Plain
Uni



KN
Knurled
Moleté



LN
Lined
Ligné

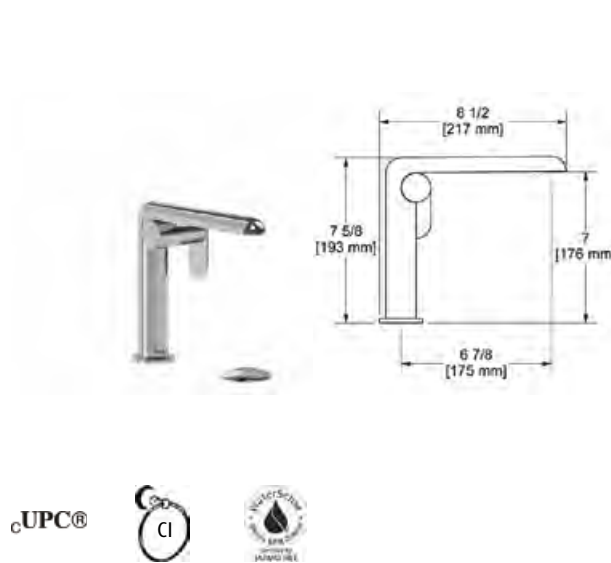
The illustrated textures
are available only for
the Ciclo collection.

*Les textures illustrées
sont disponibles
seulement pour la
collection Ciclo.*

Powder room



Single hole lavatory faucet

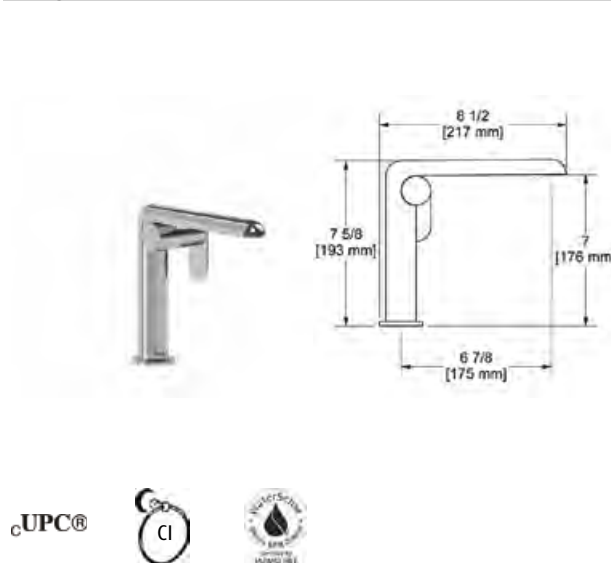


- 3/8" speedway compression
- Cycle cartridge
- Push drain
- *Jan. 2020 : gpm will decrease to meet new regulations
- 5.7 L/min, 1.5 gpm (US) 60psi

- Add -05 for flow rate 1.9 L/min, 0.5 gpm (US) 60psi
- Add -10 for flow rate 3.7 L/min, 1 gpm (US) 60psi

Product	Finish	Price	-05/-10
CIS01C	Chrome	\$ 732	\$ 744
CIS01CBK	Chrome/Black	\$ 732	\$ 744
CIS01BK	Black	\$ 927	\$ 938
CIS01BKC	Black/Chrome	\$ 927	\$ 938
CIS01BKBC	Black/Brushed Chrome	\$ 927	\$ 938
CIS01BKBG	Black/Brushed Gold (PVD)	\$ 927	\$ 938
CIS01BC	Brushed Chrome (PVD)	\$ 1002	\$ 1014
CIS01BCBK	Brushed Chrome/Black	\$ 1002	\$ 1014
CIS01BG	Brushed Gold (PVD)	\$ 1002	\$ 1014
CIS01BGBK	Brushed Gold (PVD)/Black	\$ 1002	\$ 1014

Single hole lavatory faucet



- 3/8" speedway compression
- Cycle cartridge
- No drain
- *Jan. 2020 : gpm will decrease to meet new regulations
- 5.7 L/min, 1.5 gpm (US) 60psi

- Add -05 for flow rate 1.9 L/min, 0.5 gpm (US) 60psi
- Add -10 for flow rate 3.7 L/min, 1 gpm (US) 60psi

Product	Finish	Price	-05/-10
CIS00C	Chrome	\$ 701	\$ 711
CIS00CBK	Chrome/Black	\$ 701	\$ 711
CIS00BK	Black	\$ 884	\$ 894
CIS00BKC	Black/Chrome	\$ 884	\$ 894
CIS00BKBC	Black/Brushed Chrome	\$ 884	\$ 894
CIS00BKBG	Black/Brushed Gold (PVD)	\$ 884	\$ 894
CIS00BC	Brushed Chrome (PVD)	\$ 938	\$ 948
CIS00BCBK	Brushed Chrome/Black	\$ 938	\$ 948
CIS00BG	Brushed Gold (PVD)	\$ 938	\$ 948
CIS00BGBK	Brushed Gold (PVD)/Black	\$ 938	\$ 948

Customize your faucet: 4 choices of finishes and 3 types of textures for the handles

CI, S, 01, KN, C, BK
 1 2 3 4 5A 5B

- 1 Collection
- 2 Short (S) or Tall (L)*
- 3 Faucet category (01, 08 ...)
- 4 Texture*
- 5A Faucet body color
- 5B Accent color*

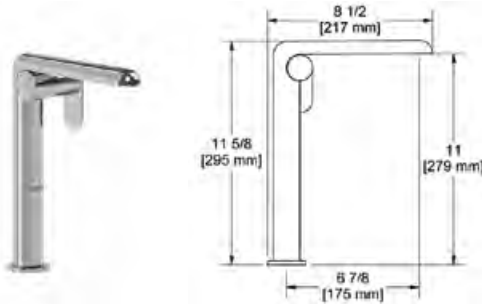
* Indicate only if applicable



Powder room



Single hole lavatory faucet



- 3/8" speedway compression
- Ceramic cartridge
- **No drain**
- *Jan. 2020 : gpm will decrease to meet new regulations
- **5.7 L/min, 1.5 gpm (US) 60psi**

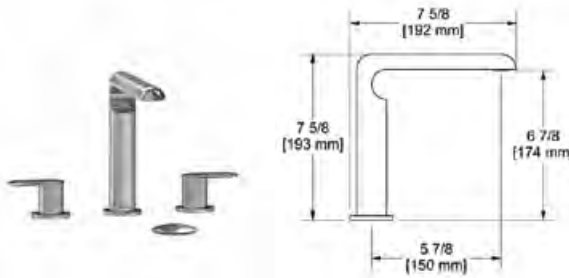
- Add -05 for flow rate 1.9 L/min, 0.5 gpm (US) 60psi
- Add -10 for flow rate 3.7 L/min, 1 gpm (US) 60psi

Product	Finish	Price	-05/-10
CILO1C	Chrome	\$ 905	\$ 916
CILO1CBK	Chrome/Black	\$ 905	\$ 916
CILO1BK	Black	\$ 1132	\$ 1142
CILO1BKC	Black/Chrome	\$ 1132	\$ 1142
CILO1BKBC	Black/Brushed Chrome	\$ 1132	\$ 1142
CILO1BKBG	Black/Brushed Gold (PVD)	\$ 1132	\$ 1142
CILO1BC	Brushed Chrome (PVD)	\$ 1132	\$ 1142
CILO1BCBK	Brushed Chrome/Black	\$ 1132	\$ 1142
CILO1BG	Brushed Gold (PVD)	\$ 1132	\$ 1142
CILO1GBK	Brushed Gold (PVD)/Black	\$ 1132	\$ 1142

UPC®



8" lavatory faucet




- 3/8" speedway compression
- Cycle cartridge
- Push drain
- *Jan. 2020 : gpm will decrease to meet new regulations
- **5.7 L/min, 1.5 gpm (US) 60psi**

- Add -05 for flow rate 1.9 L/min, 0.5 gpm (US) 60psi
- Add -10 for flow rate 3.7 L/min, 1 gpm (US) 60psi

Product	Finish	Price	-05/-10
CI08C	Chrome	\$ 960	\$ 970
CI08CBK	Chrome/Black	\$ 960	\$ 970
CI08BK	Black	\$ 1132	\$ 1142
CI08BKC	Black/Chrome	\$ 1132	\$ 1142
CI08BKBC	Black/Brushed Chrome	\$ 1132	\$ 1142
CI08BKBG	Black/Brushed Gold (PVD)	\$ 1132	\$ 1142
CI08BC	Brushed Chrome (PVD)	\$ 1186	\$ 1196
CI08BCBK	Brushed Chrome/Black	\$ 1186	\$ 1196
CI08BG	Brushed Gold (PVD)	\$ 1186	\$ 1196
CI08GBK	Brushed Gold (PVD)/Black	\$ 1186	\$ 1196

UPC®



Customize your faucet: 4 choices of finishes and 3 types of textures for the handles

CI, S, 01, KN, C, BK
 1 2 3 4 5A 5B

- 1 Collection
- 2 Short (S) or Tall (L)*
- 3 Faucet category (01, 08 ...)
- 4 Texture*
- 5A Faucet body color
- 5B Accent color*

* Indicate only if applicable

PLAIN
(without texture)



CI __ C

KNURLED



CI __ KN C

LINED



CI __ LN C

Single hole lavatory faucet

- 3/8" speedway compression
- Ceramic cartridge
- Push drain
- *Jan. 2020 : gpm will decrease to meet new regulations
- **5.7 L/min, 1.5 gpm (US) 60psi**

- Add -05 for flow rate 1.9 L/min, 0.5 gpm (US) 60psi
- Add -10 for flow rate 3.7 L/min, 1 gpm (US) 60psi

Product	Finish	Price	-05/-10
VS01C	Chrome	\$ 329	\$ 342
VS01BN	Brushed Nickel (PVD)	\$ 457	\$ 468

Single hole lavatory faucet

- 3/8" speedway compression
- Ceramic cartridge
- **No drain**
- *Jan. 2020 : gpm will decrease to meet new regulations
- **5.7 L/min, 1.5 gpm (US) 60psi**

- Add -05 for flow rate 1.9 L/min, 0.5 gpm (US) 60psi
- Add -10 for flow rate 3.7 L/min, 1 gpm (US) 60psi

Product	Finish	Price	-05/-10
VS00C	Chrome	\$ 306	\$ 318
VS00BN	Brushed Nickel (PVD)	\$ 416	\$ 427

Single hole lavatory faucet

- 3/8" speedway compression
- Ceramic cartridge
- **No drain**
- *Jan. 2020 : gpm will decrease to respect new regulations
- **5.7 L/min, 1.5 gpm (US) 60psi**

- Add -05 for flow rate 1.9 L/min, 0.5 gpm (US) 60psi
- Add -10 for flow rate 3.7 L/min, 1 gpm (US) 60psi

Product	Finish	Price	-05/-10
VM01C	Chrome	\$ 386	\$ 400

Single hole lavatory faucet

- 3/8" speedway compression
- Ceramic cartridge
- **No drain**
- *Jan. 2020 : gpm will decrease to respect new regulations
- **5.7 L/min, 1.5 gpm (US) 60psi**

- Add -05 for flow rate 1.9 L/min, 0.5 gpm (US) 60psi
- Add -10 for flow rate 3.7 L/min, 1 gpm (US) 60psi

Product	Finish	Price	-05/-10
VL01C	Chrome	\$ 486	\$ 497

Powder room



Single hole lavatory faucet

- 3/8" speedway compression
- Ceramic cartridge
- Pop-up drain
- *Jan. 2020 : gpm will decrease to respect new regulations
- **5.7 L/min, 1.5 gpm (US) 60psi**

- Add -05 for flow rate 1.9 L/min, 0.5 gpm (US) 60psi
- Add -10 for flow rate 3.7 L/min, 1 gpm (US) 60psi

Product	Finish	Price	-05/-10
YS01C	Chrome	\$ 382	\$ 396

Single hole lavatory faucet

- 3/8" speedway compression
- Ceramic cartridge
- **No drain**
- *Jan. 2020 : gpm will decrease to respect new regulations
- **5.7 L/min, 1.5 gpm (US) 60psi**

- Add -05 for flow rate 1.9 L/min, 0.5 gpm (US) 60psi
- Add -10 for flow rate 3.7 L/min, 1 gpm (US) 60psi

Product	Finish	Price	-05/-10
YM01C	Chrome	\$ 396	\$ 407

Single hole lavatory faucet

- 3/8" speedway compression
- Ceramic cartridge
- **No drain**
- *Jan. 2020 : gpm will decrease to respect new regulations
- **5.7 L/min, 1.5 gpm (US) 60psi**

- Add -05 for flow rate 1.9 L/min, 0.5 gpm (US) 60psi
- Add -10 for flow rate 3.7 L/min, 1 gpm (US) 60psi

Product	Finish	Price	-05/-10
YL01C	Chrome	\$ 458	\$ 470

Single hole lavatory faucet

- **Swivel spout**
- 3/8" speedway compression
- Ceramic cartridge
- **No drain**
- *Jan. 2020 : gpm will decrease to respect new regulations
- **5.7 L/min, 1.5 gpm (US) 60psi**

- Add -05 for flow rate 1.9 L/min, 0.5 gpm (US) 60psi
- Add -10 for flow rate 3.7 L/min, 1 gpm (US) 60psi

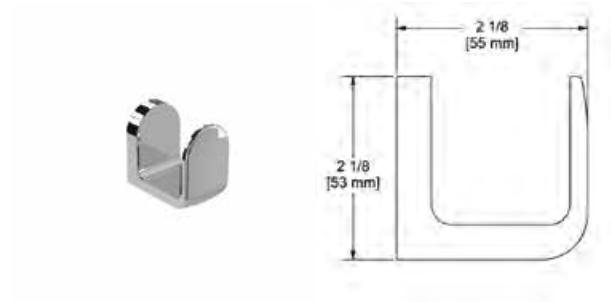
Product	Finish	Price	-05/-10
BM01C	Chrome	\$ 341	\$ 353

Powder room



Ciclo accessories

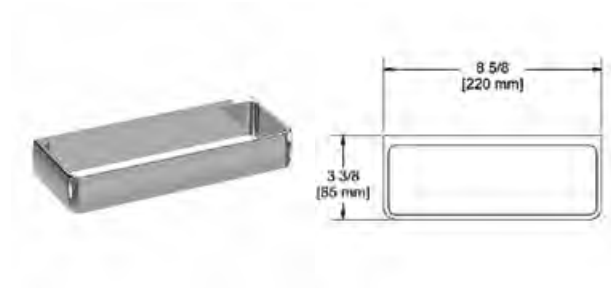
Robe hook



- 4 anchor points

Code	Finish	Price
C10C	Chrome	\$ 44
C10BK	Black	\$ 65
C10BC	Brushed Chrome (PVD)	\$ 65
C10BG	Brushed Gold (PVD)	\$ 65

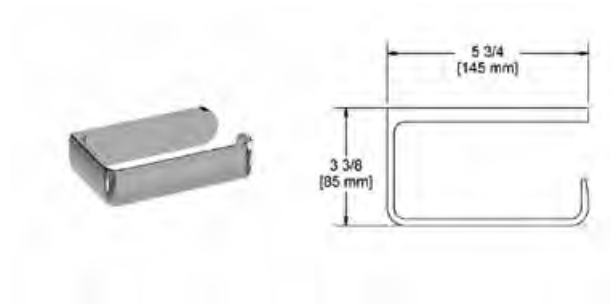
Paper holder



- 4 anchor points

Code	Finish	Price
C13C	Chrome	\$ 111
C13BK	Black	\$ 144
C13BC	Brushed Chrome (PVD)	\$ 144
C13BG	Brushed Gold (PVD)	\$ 144

Towel ring



- 4 anchor points

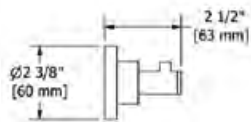
Code	Finish	Price
C17C	Chrome	\$ 78
C17BK	Black	\$ 119
C17BC	Brushed Chrome (PVD)	\$ 119
C17BG	Brushed Gold (PVD)	\$ 119

Powder room



Star accessories

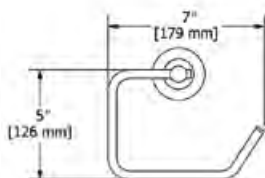
Robe hook



• 4 anchor points

Code	Finish	Price
ST0C	Chrome	\$ 61
ST0BN	Brushed Nickel (PVD)	\$ 101
ST0PN	Polished Nickel (PVD)	\$ 101
ST0BK	Black	\$ 109
ST0BG	Brushed Gold (PVD)	\$ 109

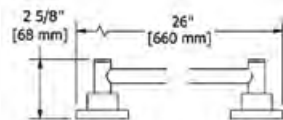
Paper holder



• 4 anchor points

Code	Finish	Price
ST3C	Chrome	\$ 101
ST3BN	Brushed Nickel (PVD)	\$ 138
ST3PN	Polished Nickel (PVD)	\$ 138
ST3BK	Black	\$ 151
ST3BG	Brushed Gold (PVD)	\$ 151

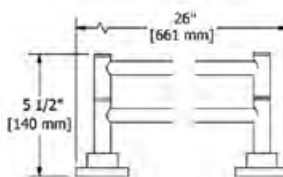
(24") towel bar



• 4 anchor points

Code	Finish	Price
ST5C	Chrome	\$ 176
ST5BN	Brushed Nickel (PVD)	\$ 238
ST5PN	Polished Nickel (PVD)	\$ 238
ST5BK	Black	\$ 258
ST5BG	Brushed Gold (PVD)	\$ 258

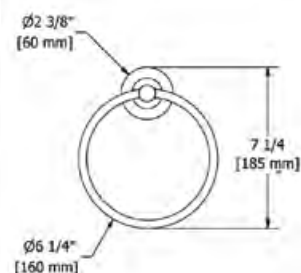
(24") double towel bar



• 4 anchor points

Code	Finish	Price
ST6C	Chrome	\$ 263
ST6BN	Brushed Nickel (PVD)	\$ 365
ST6PN	Polished Nickel (PVD)	\$ 365
ST6BK	Black	\$ 394
ST6BG	Brushed Gold (PVD)	\$ 394

Towel ring



• 4 anchor points

Code	Finish	Price
ST7C	Chrome	\$ 85
ST7BN	Brushed Nickel (PVD)	\$ 119
ST7PN	Polished Nickel (PVD)	\$ 119
ST7BK	Black	\$ 130
ST7BG	Brushed Gold (PVD)	\$ 130

Lavatory push drain with overflow



cUPC®

- Push drain
- Ø1¼" tail piece

Code	Finish	Price
DB150C	Chrome	\$ 35
DB150BN	Brushed Nickel (PVD)	\$ 53
DB150PN	Polished Nickel (PVD)	\$ 53
DB150BK	Black	\$ 58
DB150BG	Brushed Gold (PVD)	\$ 58

Lavatory push drain with overflow



cUPC®

- Push drain
- Ø1¼" tail piece

Code	Finish	Price
DB160C	Chrome	\$ 46
DB160BN	Brushed Nickel (PVD)	\$ 68
DB160PN	Polished Nickel (PVD)	\$ 68
DB160BK	Black	\$ 81
DB160BC	Brushed Chrome (PVD)	\$ 81
DB160BG	Brushed Gold (PVD)	\$ 81

Lavatory push drain with overflow



cUPC®

- Push drain
- Ø1¼" tail piece

Code	Finish	Price
DB170C	Chrome	\$ 50
DB170BN	Brushed Nickel (PVD)	\$ 68
DB170PN	Polished Nickel (PVD)	\$ 68

Lavatory push drain without overflow



cUPC®

- Push drain
- Ø1¼" tail piece

Code	Finish	Price
DL150C	Chrome	\$ 35
DL150BN	Brushed Nickel (PVD)	\$ 53

Lavatory push drain without overflow



cUPC®

- Push drain
- Ø1¼" tail piece

Code	Finish	Price
DL160C	Chrome	\$ 46
DL160BN	Brushed Nickel (PVD)	\$ 68
DL160BK	Black	\$ 81
DL160BC	Brushed Chrome (PVD)	\$ 81
DL160BG	Brushed Gold (PVD)	\$ 81

Lavatory push drain without overflow



cUPC®

- Push drain
- Ø1¼" tail piece

Code	Finish	Price
DL170C	Chrome	\$ 85
DL170BN	Brushed Nickel (PVD)	\$ 124
DL170PN	Polished Nickel (PVD)	\$ 124

Lavatory open grid drain without overflow

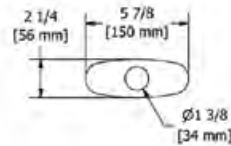


cUPC®

- Ø1¼" tail piece

Code	Finish	Price
D0170C	Chrome	\$ 33
D0170BN	Brushed Nickel (PVD)	\$ 54

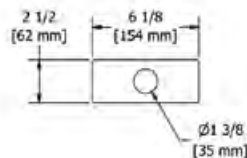
4" center deck plate



- Brass
- Series: VS, YS and CI


Code	Finish	Price
PL4C	Chrome	\$ 26
PL4BN	Brushed Nickel (PVD)	\$ 39

4" center rectangular deck plate



- Brass

Code	Finish	Price
5604C	Chrome	\$ 33
5604BN	Brushed Nickel (PVD)	\$ 40



Genius™ Shower

GENIUS™

SHOWER

GENIUS™

SHOWER

WHAT A GREAT IDEA!

Thanks to its versatile design, the Genius™ Shower is a perfect fit regardless of the bathroom decor. This high-tech shower system is sure to meet any expectations.

ACTIVATION AT YOUR FINGERS TIPS

User-friendly and simple! Two words that perfectly describe the Genius™ Shower. Its digital keypad is so easy to master that everyone in the family will be able to use it, regardless of age. You can activate just one or two components simultaneously. Push the buttons and relax. Thanks to its highly sophisticated temperature sensor, the Genius™ Shower allows for easy selection of a precise water temperature, thus avoiding cold-water chills or scalding.

INSTALLATION IS AS EASY AS 1-2-3!

Installing this electronic pressure balanced thermostatic shower is just as easy as installing a regular shower. The valve with access panel is designed to be inserted between two 2" x 3" studs in a discreet location such as a closet, under the vanity or even directly behind the shower.

The Genius™ Shower outputs up to 5 gpm of water at 60 psi, even when there's a power interruption: it is one of the few electronic shower systems currently available that has an auto-recharge battery with 90 minutes autonomy so you can shower even when there is no power!

IL FALLAIT Y PENSER !

Grâce à son design polyvalent, la Genius™ Shower s'harmonise parfaitement à tous les styles de décor. Ce système de douche technologique répondra à toutes les attentes.


LE BIEN-ÊTRE AU BOUT DES DOIGTS

La Genius™ Shower se résume en deux mots : convivialité et simplicité. Son clavier numérique est facile à utiliser pour tous les membres de la famille, peu importe leur âge. Appuyez sur les boutons et détendez-vous... c'est tout ! Et grâce à la sonde de température sophistiquée de la Genius™ Shower, fini les brûlures et les frissons : vous réglez la température de l'eau avec précision en un tour de main.

L'INSTALLATION, UN JEU D'ENFANT

L'installation de ce système de douche électronique thermostatique à pression équilibrée est plus facile que celle d'un robinet de douche traditionnel, car la valve est conçue pour s'insérer entre deux montants de 2" x 3" à un endroit discret, un garde-robe par exemple, sous la vanité ou derrière la douche.

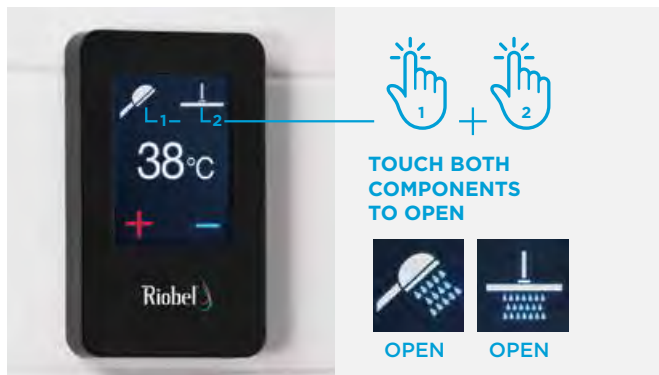
La Genius™ Shower génère jusqu'à 19 litres d'eau par minute à 60 psi, même en cas de coupure de courant. En effet, c'est l'un des rares systèmes de douche électroniques du marché à être doté d'une batterie à recharge automatique d'une autonomie de 90 minutes pour contrer les pannes d'électricité !



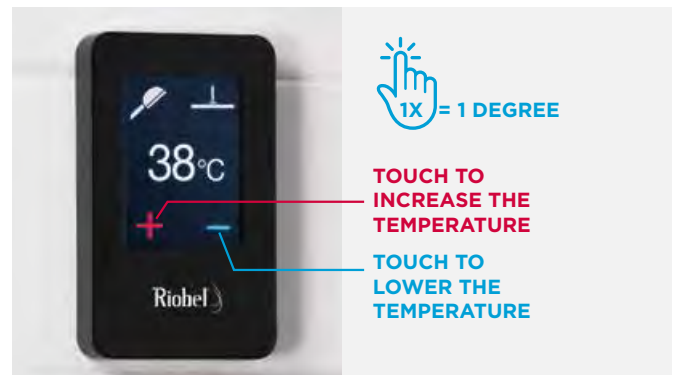
ACTIVATE A COMPONENT



ACTIVATE TWO COMPONENTS



CHANGE TEMPERATURE



OPTION NOT AVAILABLE
FOR GENIUS™ SHOWER (9584)

HIGH EFFICIENCY

TO SEE THE VIDEO
USE OF THE GENIUS™ SHOWER

http://links.riobel.ca/genius_shower

2-way complete electronic valve



- ½" inlet male NPT
- Two ½" outlets male NPT
- Thermostatic pressure balance valve
- 110 volts supply and 12 volts functionality
- Auto-recharge battery
- 19 L/min, 5.0 gpm (US) 60 psi

Code	Finish	Price
9580	—	\$ 1531

Genius Shower



Suggested assemblies

Assembly #901GE



UPC®

Description	Code	C
2-way complete electronic valve	9580	\$ 1531
Hand shower rail	4843	\$ 365
30 cm (12") shower head	492	\$ 504
40 cm (16") square shower arm	543	\$ 162
Elbow supply	774	\$ 50
Total		\$ 2612

Assembly #902GE



UPC®

Description	Code	C
2-way complete electronic valve	9580	\$ 1531
Hand shower rail	4843	\$ 365
42 cm (16½") built-in shower head	485	\$ 1134
Elbow supply	774	\$ 50
Total		\$ 3080

Other components available in *Bath and Shower Components* section.

Genius Shower



Suggested assemblies

Assembly #903GE



UPC®

Description	Code	C
2-way complete electronic valve	9580	\$ 1531
Hand shower rail	4665	\$ 212
20 cm (8") shower head	488	\$ 247
40 cm (16") shower arm	560	\$ 96
Elbow supply	774	\$ 50
Total		\$ 2136

Assembly #904GE



UPC®

Description	Code	C
2-way complete electronic valve	9580	\$ 1531
Hand shower rail	1010	\$ 251
30 cm (12") shower head	472	\$ 423
40 cm (16") shower arm	503	\$ 70
Elbow supply	775	\$ 36
Total		\$ 2311

Other components available in *Bath and Shower Components* section.

Genius Shower



Suggested assemblies

Assembly #905GE



UPC®

Description	Code	C
2-way complete electronic valve	9580	\$ 1531
Hand shower rail	5063	\$ 200
20 cm (8") shower head	468	\$ 230
40 cm (16") shower arm	503	\$ 70
Elbow supply	775	\$ 36
Total		\$ 2067

Assembly #906GE



UPC®

Description	Code	C
2-way complete electronic valve	9580	\$ 1531
Hand shower rail	4843	\$ 365
Tile body jet	340 ⁴ (x2)	\$ 502
Elbow supply	774	\$ 50
Total		\$ 2448

4. These items must be ordered at the same time as the valve rough

Other components available in *Bath and Shower Components* section.

Genius Shower



Suggested assemblies

Assembly #907GE



UPC®

Description	Code	C
2-way complete electronic valve	9580	\$ 1531
Hand shower rail	4843(x2)	\$ 730
Elbow supply	774 (x2)	\$ 100
Total		\$ 2361

Assembly #908GE



UPC®

Description	Code	C
2-way complete electronic valve	9580	\$ 1531
Hand shower rail	1010(x2)	\$ 502
Elbow supply	775 (x2)	\$ 72
Total		\$ 2105

Other components available in *Bath and Shower Components* section.

A high-end advertisement for the Momenti bathroom collection. The central focus is a sleek, chrome faucet with a high-arched spout and a black cross-handle, mounted on a dark, reflective countertop. To the left, the white rim of a bathtub is visible, featuring the 'victoria + albert' logo. The background is a wall of large, dark brown tiles with a subtle, textured pattern. The overall aesthetic is modern and sophisticated. Three faint pink circles are scattered across the image: one in the top left, one on the left side overlapping the bathtub logo, and one in the bottom left corner.

victoria + albert

MOMENTI™

BATHROOMS/SALLE DE BAINS

Momentⁱ™

MOMENTI™

AVAILABLE FINISHES | CHOIX DE FINIS



C
Chrome



CBK
Chrome & Black
Chrome et noir



BK
Black
Noir



PN
Polished Nickel
Nickel poli



PNBK
Polished Nickel
& Black
Nickel poli et noir



BN
Brushed Nickel
Nickel brossé



BNBK
Brushed Nickel
& Black
Nickel brossé et noir



BG
Brushed Gold
Or brossé



BGBK
Brushed Gold
& Black
Or brossé et noir

Some products are not available in all the illustrated finishes.

Certains produits ne sont pas disponibles dans tous les finis illustrés.

AVAILABLE HANDLES | CHOIX DE POIGNÉES



J



L



+



X

AVAILABLE SPOUTS | CHOIX DE BECS



Round | Rond



Square | Carré

ACCESSORIES | ACCESSOIRES

MOMENTI™



Robe Hook
Crochet



Paper Holder
Porte-papier



Towel Ring
Anneau à serviette



Towel Bar
Porte-serviette

More models available | *D'autres modèles sont disponibles*

Single hole lavatory faucet



- 3/8" speedway compression
- Push drain
- 5.7 L/min, 1.5 gpm (US) 60psi
- Ceramic cartridge
- *Jan. 2020 : gpm will decrease to meet new regulations
- Add -05 for flow rate 1.9 L/min, 0.5 gpm (US) 60psi
- Add -10 for flow rate 3.7 L/min, 1 gpm (US) 60psi

Product	Finish	Price	-05/-10
MMRDS01JC	Chrome	\$ 646	\$ 659
MMRDS01CBK	Chrome/Black	\$ 646	\$ 659
MMRDS01JBN	Brushed Nickel (PVD)	\$ 842	\$ 854
MMRDS01JBNBK	Brushed Nickel (PVD)/Black	\$ 842	\$ 854
MMRDS01JPN	Polished Nickel (PVD)	\$ 842	\$ 854
MMRDS01JPNBK	Polished Nickel (PVD)/Black	\$ 842	\$ 854
MMRDS01JBK	Black	\$ 905	\$ 918
MMRDS01JBG	Brushed Gold (PVD)	\$ 905	\$ 918
MMRDS01JBGK	Brushed Gold (PVD)/Black	\$ 905	\$ 918

Single hole lavatory faucet



- 3/8" speedway compression
- No drain
- 5.7 L/min, 1.5 gpm (US) 60psi
- Ceramic cartridge
- *Jan. 2020 : gpm will decrease to meet new regulations
- Add -05 for flow rate 1.9 L/min, 0.5 gpm (US) 60psi
- Add -10 for flow rate 3.7 L/min, 1 gpm (US) 60psi

Product	Finish	Price	-05/-10
MMRDS00JC	Chrome	\$ 622	\$ 635
MMRDS00CBK	Chrome/Black	\$ 622	\$ 635
MMRDS00JBN	Brushed Nickel (PVD)	\$ 799	\$ 812
MMRDS00JBNBK	Brushed Nickel (PVD)/Black	\$ 799	\$ 812
MMRDS00JPN	Polished Nickel (PVD)	\$ 799	\$ 812
MMRDS00JPNBK	Polished Nickel (PVD)/Black	\$ 799	\$ 812
MMRDS00JBK	Black	\$ 845	\$ 858
MMRDS00JBG	Brushed Gold (PVD)	\$ 845	\$ 858
MMRDS00JBGK	Brushed Gold (PVD)/Black	\$ 845	\$ 858

Single hole lavatory faucet



- 3/8" speedway compression
- No drain
- 5.7 L/min, 1.5 gpm (US) 60psi
- Ceramic cartridge
- *Jan. 2020 : gpm will decrease to meet new regulations
- Add -05 for flow rate 1.9 L/min, 0.5 gpm (US) 60psi
- Add -10 for flow rate 3.7 L/min, 1 gpm (US) 60psi

Product	Finish	Price	-05/-10
MMRDL01JC	Chrome	\$ 777	\$ 788
MMRDL01CBK	Chrome/Black	\$ 777	\$ 788
MMRDL01JBN	Brushed Nickel (PVD)	\$ 1008	\$ 1022
MMRDL01JBNBK	Brushed Nickel (PVD)/Black	\$ 1008	\$ 1022
MMRDL01JPN	Polished Nickel (PVD)	\$ 1008	\$ 1022
MMRDL01JPNBK	Polished Nickel (PVD)/Black	\$ 1008	\$ 1022
MMRDL01JBK	Black	\$ 1087	\$ 1101
MMRDL01JBG	Brushed Gold (PVD)	\$ 1087	\$ 1101
MMRDL01JBGK	Brushed Gold (PVD)/Black	\$ 1087	\$ 1101

Personalize your faucet with our handle options



EX.: MMRD__ J C MMRD__ L C MMRD__ X C MMRD__ + C

Single hole lavatory faucet



- 3/8" speedway compression
- Push drain
- 5.7 L/min, 1.5 gpm (US) 60psi
- Ceramic cartridge
- *Jan. 2020 : gpm will decrease to meet new regulations
- Add -05 for flow rate 1.9 L/min, 0.5 gpm (US) 60psi
- Add -10 for flow rate 3.7 L/min, 1 gpm (US) 60psi

Product	Finish	Price	-05/-10
MMSQS01JC	Chrome	\$ 646	\$ 659
MMSQS01CBK	Chrome/Black	\$ 646	\$ 659
MMSQS01JBN	Brushed Nickel (PVD)	\$ 842	\$ 854
MMSQS01JB NBK	Brushed Nickel (PVD)/Black	\$ 842	\$ 854
MMSQS01JPN	Polished Nickel (PVD)	\$ 842	\$ 854
MMSQS01JP NBK	Polished Nickel (PVD)/Black	\$ 842	\$ 854
MMSQS01JBK	Black	\$ 905	\$ 918
MMSQS01JBG	Brushed Gold (PVD)	\$ 905	\$ 918
MMSQS01JGBK	Brushed Gold (PVD)/Black	\$ 905	\$ 918

Single hole lavatory faucet



- 3/8" speedway compression
- No drain
- 5.7 L/min, 1.5 gpm (US) 60psi
- Ceramic cartridge
- *Jan. 2020 : gpm will decrease to meet new regulations
- Add -05 for flow rate 1.9 L/min, 0.5 gpm (US) 60psi
- Add -10 for flow rate 3.7 L/min, 1 gpm (US) 60psi

Product	Finish	Price	-05/-10
MMSQS00JC	Chrome	\$ 622	\$ 635
MMSQS00CBK	Chrome/Black	\$ 622	\$ 635
MMSQS00JBN	Brushed Nickel (PVD)	\$ 799	\$ 812
MMSQS00JB NBK	Brushed Nickel (PVD)/Black	\$ 799	\$ 812
MMSQS00JPN	Polished Nickel (PVD)	\$ 799	\$ 812
MMSQS00JP NBK	Polished Nickel (PVD)/Black	\$ 799	\$ 812
MMSQS00JBK	Black	\$ 845	\$ 858
MMSQS00JBG	Brushed Gold (PVD)	\$ 845	\$ 858
MMSQS00JGBK	Brushed Gold (PVD)/Black	\$ 845	\$ 858

Single hole lavatory faucet



- 3/8" speedway compression
- No drain
- 5.7 L/min, 1.5 gpm (US) 60psi
- Ceramic cartridge
- *Jan. 2020 : gpm will decrease to meet new regulations
- Add -05 for flow rate 1.9 L/min, 0.5 gpm (US) 60psi
- Add -10 for flow rate 3.7 L/min, 1 gpm (US) 60psi

Product	Finish	Price	-05/-10
MMSQL01JC	Chrome	\$ 777	\$ 788
MMSQL01CBK	Chrome/Black	\$ 777	\$ 788
MMSQL01JBN	Brushed Nickel (PVD)	\$ 1008	\$ 1022
MMSQL01JB NBK	Brushed Nickel (PVD)/Black	\$ 1008	\$ 1022
MMSQL01JPN	Polished Nickel (PVD)	\$ 1008	\$ 1022
MMSQL01JP NBK	Polished Nickel (PVD)/Black	\$ 1008	\$ 1022
MMSQL01JBK	Black	\$ 1087	\$ 1101
MMSQL01JBG	Brushed Gold (PVD)	\$ 1087	\$ 1101
MMSQL01JGBK	Brushed Gold (PVD)/Black	\$ 1087	\$ 1101

Personalize your faucet with our handle options



EX.: MMSQ__J C MMSQ__L C MMSQ__X C MMSQ__+ C

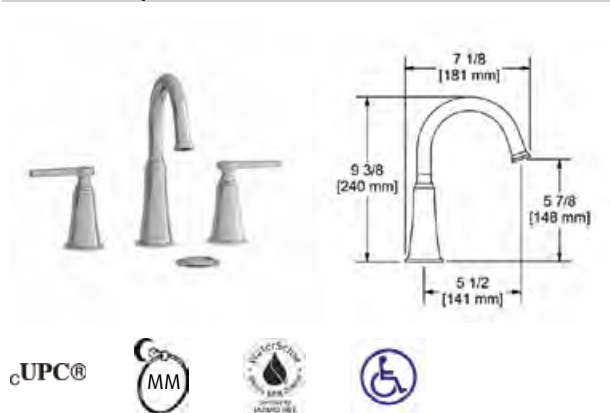
8" wall-mount lavatory faucet



- 1/2" inlet female NPT
- No drain
- 5.7 L/min, 1.5 gpm (US) 60psi
- Ceramic cartridge
- *Jan. 2020 : gpm will decrease to meet new regulations
- Add -05 for flow rate 1.9 L/min, 0.5 gpm (US) 60psi
- Add -10 for flow rate 3.7 L/min, 1 gpm (US) 60psi

Product	Finish	Price	-05/-10
MMSQ03JC	Chrome	\$ 1047	\$ 1059
MMSQ03JCBK	Chrome/Black	\$ 1047	\$ 1059
MMSQ03JBN	Brushed Nickel (PVD)	\$ 1280	\$ 1292
MMSQ03JBNBK	Brushed Nickel (PVD)/Black	\$ 1280	\$ 1292
MMSQ03JPN	Polished Nickel (PVD)	\$ 1280	\$ 1292
MMSQ03JPNBK	Polished Nickel (PVD)/Black	\$ 1280	\$ 1292
MMSQ03JBK	Black	\$ 1465	\$ 1477
MMSQ03JBG	Brushed Gold (PVD)	\$ 1465	\$ 1477
MMSQ03JGBK	Brushed Gold (PVD)/Black	\$ 1465	\$ 1477

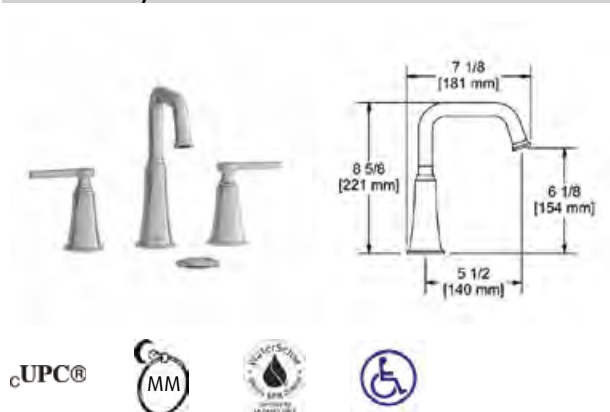
8" lavatory faucet



- 3/8" speedway compression
- Push drain
- 5.7 L/min, 1.5 gpm (US) 60psi
- Ceramic cartridge
- *Jan. 2020 : gpm will decrease to meet new regulations
- Add -05 for flow rate 1.9 L/min, 0.5 gpm (US) 60psi
- Add -10 for flow rate 3.7 L/min, 1 gpm (US) 60psi

Product	Finish	Price	-05/-10
MMRD08JC	Chrome	\$ 863	\$ 873
MMRD08JCBK	Chrome/Black	\$ 863	\$ 873
MMRD08JBN	Brushed Nickel (PVD)	\$ 1106	\$ 1118
MMRD08JBNBK	Brushed Nickel (PVD)/Black	\$ 1106	\$ 1118
MMRD08JPN	Polished Nickel (PVD)	\$ 1106	\$ 1118
MMRD08JPNBK	Polished Nickel (PVD)/Black	\$ 1106	\$ 1118
MMRD08JBK	Black	\$ 1206	\$ 1217
MMRD08JBG	Brushed Gold (PVD)	\$ 1206	\$ 1217
MMRD08JGBK	Brushed Gold (PVD)/Black	\$ 1206	\$ 1217

8" lavatory faucet



- 3/8" speedway compression
- Push drain
- 5.7 L/min, 1.5 gpm (US) 60psi
- Ceramic cartridge
- *Jan. 2020 : gpm will decrease to meet new regulations
- Add -05 for flow rate 1.9 L/min, 0.5 gpm (US) 60psi
- Add -10 for flow rate 3.7 L/min, 1 gpm (US) 60psi

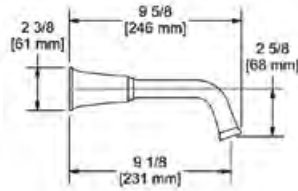
Product	Finish	Price	-05/-10
MMSQ08JC	Chrome	\$ 863	\$ 873
MMSQ08JCBK	Chrome/Black	\$ 863	\$ 873
MMSQ08JBN	Brushed Nickel (PVD)	\$ 1106	\$ 1118
MMSQ08JBNBK	Brushed Nickel (PVD)/Black	\$ 1106	\$ 1118
MMSQ08JPN	Polished Nickel (PVD)	\$ 1106	\$ 1118
MMSQ08JPNBK	Polished Nickel (PVD)/Black	\$ 1106	\$ 1118
MMSQ08JBK	Black	\$ 1206	\$ 1217
MMSQ08JBG	Brushed Gold (PVD)	\$ 1206	\$ 1217
MMSQ08JGBK	Brushed Gold (PVD)/Black	\$ 1206	\$ 1217

Personalize your faucet with our handle options



EX.: MMRD__ J C MMRD__ L C MMRD__ X C MMRD__ + C

8" wall-mount tub filler



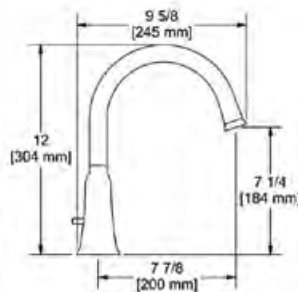
cUPC®



- 1/2" inlet female NPT
- Ceramic cartridge
- 40 L/min, 10.5 gpm (US) 60psi

Code	Finish	Price
MMSQ05JC	Chrome	\$ 1047
MMSQ05CBK	Chrome/Black	\$ 1047
MMSQ05JBN	Brushed Nickel (PVD)	\$ 1280
MMSQ05JBNBK	Brushed Nickel (PVD)/Black	\$ 1280
MMSQ05JPN	Polished Nickel (PVD)	\$ 1280
MMSQ05JPNBK	Polished Nickel (PVD)/Black	\$ 1280
MMSQ05JBK	Black	\$ 1465
MMSQ05JBG	Brushed Gold (PVD)	\$ 1465
MMSQ05JBGBK	Brushed Gold (PVD)/Black	\$ 1465

4-piece deck-mount tub filler with hand shower



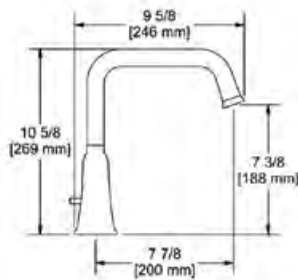
cUPC®



- 1/2" inlet male
- 1-jet hand shower/scale-free
- Ceramic cartridge
- 41.5 L/min, 11 gpm (US) 60psi

Code	Finish	Price
MMRD12JC	Chrome	\$ 1424
MMRD12CBK	Chrome/Black	\$ 1424
MMRD12JBN	Brushed Nickel (PVD)	\$ 1813
MMRD12JBNBK	Brushed Nickel (PVD)/Black	\$ 1813
MMRD12JPN	Polished Nickel (PVD)	\$ 1813
MMRD12JPNBK	Polished Nickel (PVD)/Black	\$ 1813
MMRD12JBK	Black	\$ 1923
MMRD12JBG	Brushed Gold (PVD)	\$ 1923
MMRD12JBGBK	Brushed Gold (PVD)/Black	\$ 1923

4-piece deck-mount tub filler with hand shower



cUPC®



- 1/2" inlet male
- 1-jet hand shower/scale-free
- Ceramic cartridge
- 41.5 L/min, 11 gpm (US) 60psi

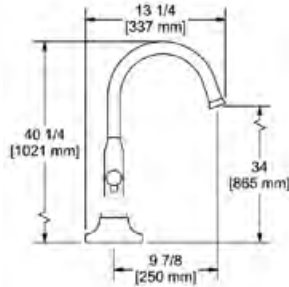
Code	Finish	Price
MMSQ12JC	Chrome	\$ 1424
MMSQ12CBK	Chrome/Black	\$ 1424
MMSQ12JBN	Brushed Nickel (PVD)	\$ 1813
MMSQ12JBNBK	Brushed Nickel (PVD)/Black	\$ 1813
MMSQ12JPN	Polished Nickel (PVD)	\$ 1813
MMSQ12JPNBK	Polished Nickel (PVD)/Black	\$ 1813
MMSQ12JBK	Black	\$ 1923
MMSQ12JBG	Brushed Gold (PVD)	\$ 1923
MMSQ12JBGBK	Brushed Gold (PVD)/Black	\$ 1923

Personalize your faucet with our handle options



EX.: MMRD__ J C MMRD__ L C MMRD__ X C MMRD__ + C

2-way Type T (thermostatic) coaxial floor-mount tub filler with hand shower



cUPC®



- ½" inlet male NPT
- Thermostatic coaxial cartridge with check valves
- 1-jet hand shower/scale-free
- 2 parts: rough and trim
- 2 check valves
- 23 L/min, 6.0 gpm (US) 60psi

Add **-EX** for **EXPANSION PEX** connection
Add **-SPEX** for **PEX** connection

Code	Finish	Price
MMRD39JC	Chrome	\$ 2211
MMRD39JCBK	Chrome/Black	\$ 2211
MMRD39JBN	Brushed Nickel (PVD)	\$ 2873
MMRD39JBNBK	Brushed Nickel (PVD)/Black	\$ 2873
MMRD39JPN	Polished Nickel (PVD)	\$ 2873
MMRD39JPNBK	Polished Nickel (PVD)/Black	\$ 2873
MMRD39JBK	Black	\$ 3055
MMRD39JBG	Brushed Gold (PVD)	\$ 3055
MMRD39JBGBK	Brushed Gold (PVD)/Black	\$ 3055

Floor-mount tub filler rough and trim



cUPC®

• ROUGH ONLY

Code	Description	Price
RHFS	½" male NPT connections	\$ 220
RHFS-SPEX	PEX connections	\$ 220
RHFS-EX	EXPANSION PEX connections	\$ 220

• TRIM ONLY

Code	Finish	Price
TMMRD39JC	Chrome	\$ 1991
TMMRD39JCBK	Chrome/Black	\$ 1991
TMMRD39JBN	Brushed Nickel (PVD)	\$ 2653
TMMRD39JBNBK	Brushed Nickel (PVD)/Black	\$ 2653
TMMRD39JPN	Polished Nickel (PVD)	\$ 2653
TMMRD39JPNBK	Polished Nickel (PVD)/Black	\$ 2653
TMMRD39JBK	Black	\$ 2835
TMMRD39JBG	Brushed Gold (PVD)	\$ 2835
TMMRD39JBGBK	Brushed Gold (PVD)/Black	\$ 2835

Concrete floor, rough & trim installation box



cUPC®

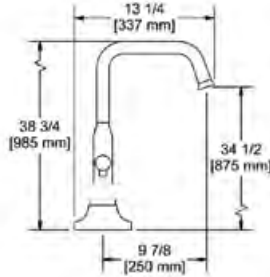
• ROUGH ONLY

Code	Description	Price
RHBX-SPEX	PEX connections	\$ 442
RHBX-EX	EXPANSION PEX connections	\$ 442

• TRIM ONLY

Code	Finish	Price
TMMRD39JC	Chrome	\$ 1991
TMMRD39JCBK	Chrome/Black	\$ 1991
TMMRD39JBN	Brushed Nickel (PVD)	\$ 2653
TMMRD39JBNBK	Brushed Nickel (PVD)/Black	\$ 2653
TMMRD39JPN	Polished Nickel (PVD)	\$ 2653
TMMRD39JPNBK	Polished Nickel (PVD)/Black	\$ 2653
TMMRD39JBK	Black	\$ 2835
TMMRD39JBG	Brushed Gold (PVD)	\$ 2835
TMMRD39JBGBK	Brushed Gold (PVD)/Black	\$ 2835

2-way Type T (thermostatic) coaxial floor-mount tub filler with hand shower



cUPC®



- 2 parts: rough and trim
- 1/2" inlet male NPT
- Thermostatic coaxial cartridge with check valves
- 1-jet hand shower/scale-free
- 23 L/min, 6.0 gpm (US) 60psi
- 2 check valves

Add **-EX** for **EXPANSION PEX** connection
Add **-SPEX** for **PEX** connection

Code	Finish	Price
MMSQ39JC	Chrome	\$ 2211
MMSQ39JCBK	Chrome/Black	\$ 2211
MMSQ39JBN	Brushed Nickel (PVD)	\$ 2873
MMSQ39JBNBK	Brushed Nickel (PVD)/Black	\$ 2873
MMSQ39JPN	Polished Nickel (PVD)	\$ 2873
MMSQ39JPNBK	Polished Nickel (PVD)/Black	\$ 2873
MMSQ39JBK	Black	\$ 3055
MMSQ39JBG	Brushed Gold (PVD)	\$ 3055
MMSQ39JGBK	Brushed Gold (PVD)/Black	\$ 3055

Floor-mount tub filler rough and trim



cUPC®

• ROUGH ONLY

Code	Description	Price
RHFS	1/2" male NPT connections	\$ 220
RHFS-SPEX	PEX connections	\$ 220
RHFS-EX	EXPANSION PEX connections	\$ 220

• TRIM ONLY

Code	Finish	Price
TMMSQ39JC	Chrome	\$ 1991
TMMSQ39JCBK	Chrome/Black	\$ 1991
TMMSQ39JBN	Brushed Nickel (PVD)	\$ 2653
TMMSQ39JBNBK	Brushed Nickel (PVD)/Black	\$ 2653
TMMSQ39JPN	Polished Nickel (PVD)	\$ 2653
TMMSQ39JPNBK	Polished Nickel (PVD)/Black	\$ 2653
TMMSQ39JBK	Black	\$ 2835
TMMSQ39JBG	Brushed Gold (PVD)	\$ 2835
TMMSQ39JGBK	Brushed Gold (PVD)/Black	\$ 2835

Concrete floor, rough & trim installation box



cUPC®

• ROUGH ONLY

Code	Description	Price
RHBX-SPEX	PEX connections	\$ 442
RHBX-EX	EXPANSION PEX connections	\$ 442

• TRIM ONLY

Code	Finish	Price
TMMSQ39JC	Chrome	\$ 1991
TMMSQ39JCBK	Chrome/Black	\$ 1991
TMMSQ39JBN	Brushed Nickel (PVD)	\$ 2653
TMMSQ39JBNBK	Brushed Nickel (PVD)/Black	\$ 2653
TMMSQ39JPN	Polished Nickel (PVD)	\$ 2653
TMMSQ39JPNBK	Polished Nickel (PVD)/Black	\$ 2653
TMMSQ39JBK	Black	\$ 2835
TMMSQ39JBG	Brushed Gold (PVD)	\$ 2835
TMMSQ39JGBK	Brushed Gold (PVD)/Black	\$ 2835

4-piece bidet faucet with integrated vacuum breaker



cUPC®

- Integrated vacuum breaker
- ½" inlet male NPT
- Ceramic cartridge
- Jet
- Pop-up drain



Code	Finish	Price
MMRD09JC	Chrome	\$ 1187
MMRD09JCBK	Chrome/Black	\$ 1187
MMRD09JBN	Brushed Nickel (PVD)	\$ 1247
MMRD09JBNBK	Brushed Nickel (PVD)/Black	\$ 1247
MMRD09JPN	Polished Nickel (PVD)	\$ 1247
MMRD09JPNBK	Polished Nickel (PVD)/Black	\$ 1247
MMRD09JBK	Black	\$ 1395
MMRD09JBG	Brushed Gold (PVD)	\$ 1395
MMRD09JBGBK	Brushed Gold (PVD)/Black	\$ 1395

Personalize your faucet with our handle options



EX.:

MMRD__ J C

MMRD__ L C

MMRD__ X C

MMRD__ + C

Momenti™

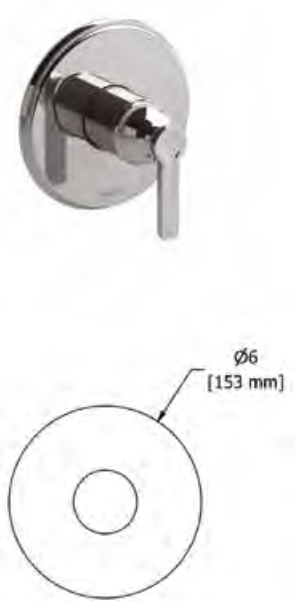


Type P (pressure balance) valve



R51	\$ 131	R51-SPEX	\$ 131	R51-EX	\$ 131
<ul style="list-style-type: none"> • Rough only • ½" inlet male NPT or sweat • ½" outlet male NPT or sweat • Service valves • Test cap • TXX51XX trim required to complete 		<ul style="list-style-type: none"> • Rough only • ½" inlet PEX • ½" shower outlet PEX • ¾" bath outlet PEX or ½" sweat • Service valves • Test cap • TXX51XX trim required to complete 		<ul style="list-style-type: none"> • Rough only • ½" inlet EXPANSION PEX • ½" shower outlet EXPANSION PEX • ¾" bath outlet EXPANSION PEX or ½" sweat • Service valves • Test cap • TXX51XX trim required to complete 	

Type P (pressure balance) valve and trim



• Trim only	
Product	Price
TMMRD51JC	\$ 269
TMMRD51CBK	\$ 269
TMMRD51JBN	\$ 353
TMMRD51JBNBK	\$ 353
TMMRD51JPN	\$ 353
TMMRD51JPNBK	\$ 353
TMMRD51JBK	\$ 433
TMMRD51JBG	\$ 433
TMMRD51JBGBK	\$ 433

- ½" inlet male NPT or sweat
- ½" outlet male NPT or sweat
- Ceramic cartridge and balancing spool with check valves
- Service valves
- Double action: flow and temperature control
- 22 L/min, 5.8 gpm (US) 60psi

Add **-EX** for **EXPANSION PEX** connection
 Add **-SPEX** for **PEX** connection

Product	Price
MMRD51JC	\$ 400
MMRD51CBK	\$ 400
MMRD51JBN	\$ 484
MMRD51JBNBK	\$ 484
MMRD51JPN	\$ 484
MMRD51JPNBK	\$ 484
MMRD51JBK	\$ 564
MMRD51JBG	\$ 564
MMRD51JBGBK	\$ 564



Personalize your faucet with our handle options

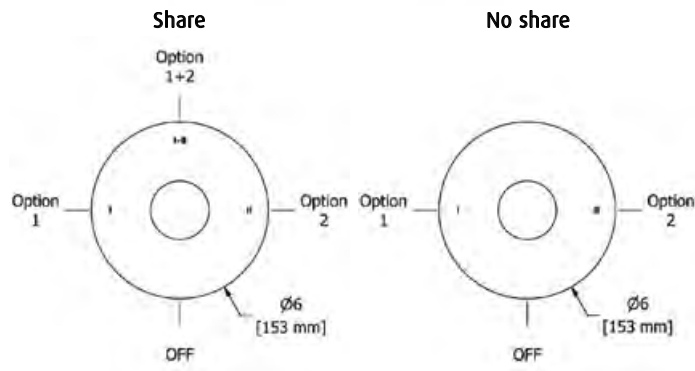


Riowise 2-way Type T/P (thermostatic/pressure balance) coaxial valve



R23	\$ 163	R23-SPEX	\$ 163	R23-EX	\$ 163
<ul style="list-style-type: none"> • Rough only • ½" inlet male NPT or sweat • Two ½" outlets male NPT or sweat • Service valves • Test cap • TXX23XX or TXX44XX trim required to complete 		<ul style="list-style-type: none"> • Rough only • ½" inlet PEX • Two ½" outlets PEX • Service valves • Test cap • TXX23XX or TXX44XX trim required to complete 		<ul style="list-style-type: none"> • Rough only • ½" inlet EXPANSION PEX • Two ½" outlets EXPANSION PEX • Service valves • Test cap • TXX23XX or TXX44XX trim required to complete 	

Riowise 2-way Type T/P (thermostatic/pressure balance) coaxial valve and trim



• Trim only

Product	No share*	Price
TMMRD23JC	TMMRD44JC	\$ 478
TMMRD23CBK	TMMRD44CBK	\$ 478
TMMRD23JBN	TMMRD44JBN	\$ 587
TMMRD23JBNBK	TMMRD44JBNBK	\$ 587
TMMRD23JPN	TMMRD44JPN	\$ 587
TMMRD23JPNBK	TMMRD44JPNBK	\$ 587
TMMRD23JBK	TMMRD44JBK	\$ 662
TMMRD23JBG	TMMRD44JBG	\$ 662
TMMRD23JGBK	TMMRD44JGBK	\$ 662

- ½" inlet male NPT or sweat
- Two ½" outlets male NPT or sweat
- Thermostatic/pressure balance coaxial cartridge with check valves
- 4 positions (OFF, 1, 1 and 2, 2) share
- 3 positions (OFF, 1, 2) no share *
- Service valves
- 24 L/min, 6.3 gpm (US) 60psi

Add -EX for EXPANSION PEX connection
Add -SPEX for PEX connection

Product	No share*	Price
MMRD23JC	MMRD44JC	\$ 641
MMRD23CBK	MMRD44CBK	\$ 641
MMRD23JBN	MMRD44JBN	\$ 750
MMRD23JBNBK	MMRD44JBNBK	\$ 750
MMRD23JPN	MMRD44JPN	\$ 750
MMRD23JPNBK	MMRD44JPNBK	\$ 750
MMRD23JBK	MMRD44JBK	\$ 825
MMRD23JBG	MMRD44JBG	\$ 825
MMRD23JGBK	MMRD44JGBK	\$ 825



Personalize your faucet with our handle options



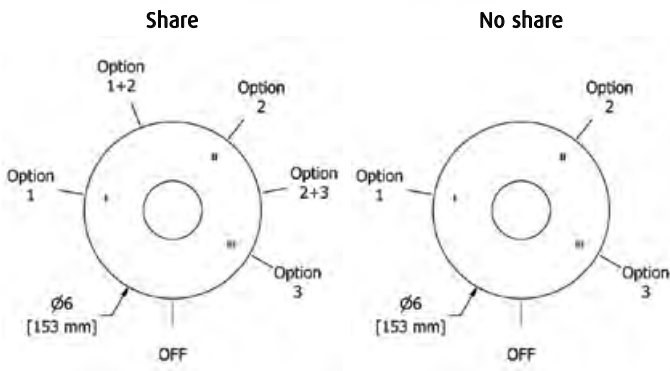
EX.: MMRD__ J C MMRD__ L C MMRD__ X C MMRD__ + C

Riowise 3-way Type T/P (thermostatic/pressure balance) coaxial valve



R45	\$ 227	R45-SPEX	\$ 227	R45-EX	\$ 227
<ul style="list-style-type: none"> • Rough only • ½" inlet male NPT or sweat • Three ½" outlets male NPT or sweat • Service valves • Test cap • TXX45XX or TXX47XX trim to complete 		<ul style="list-style-type: none"> • Rough only • ½" inlet PEX • Three ½" outlets PEX • Service valves • Test cap • TXX45XX or TXX47XX trim to complete 		<ul style="list-style-type: none"> • Rough only • ½" inlet EXPANSION PEX • Three ½" outlets EXPANSION PEX • Service valves • Test cap • TXX45XX or TXX47XX trim to complete 	

Riowise 3-way Type T/P (thermostatic/pressure balance) coaxial valve and trim



• Trim only

Product	No share*	Price
TMMRD45JC	TMMRD47JC	\$ 449
TMMRD45CBK	TMMRD47CBK	\$ 449
TMMRD45JBN	TMMRD47JBN	\$ 571
TMMRD45JBNBK	TMMRD47JBNBK	\$ 571
TMMRD45JPN	TMMRD47JPN	\$ 571
TMMRD45JPNBK	TMMRD47JPNBK	\$ 571
TMMRD45JBK	TMMRD47JBK	\$ 644
TMMRD45JBG	TMMRD47JBG	\$ 644
TMMRD45JBGBK	TMMRD47JBGBK	\$ 644

- ½" inlet male NPT or sweat
- Three ½" outlets male NPT or sweat
- Thermostatic/pressure balance coaxial cartridge with check valves
- Service valves
- 6 positions (OFF, 1, 1 and 2, 2, 2 and 3, 3) share
- 4 positions (OFF, 1, 2, 3) no share*
- 24 L/min, 6.3 gpm (US) 60psi
- 19 L/min, 5.0 gpm (US) 60psi no share*

Add -EX for EXPANSION PEX connection
Add -SPEX for PEX connection

Product	No share*	Price
MMRD45JC	MMRD47JC	\$ 676
MMRD45CBK	MMRD47CBK	\$ 676
MMRD45JBN	MMRD47JBN	\$ 798
MMRD45JBNBK	MMRD47JBNBK	\$ 798
MMRD45JPN	MMRD47JPN	\$ 798
MMRD45JPNBK	MMRD47JPNBK	\$ 798
MMRD45JBK	MMRD47JBK	\$ 871
MMRD45JBG	MMRD47JBG	\$ 871
MMRD45JBGBK	MMRD47JBGBK	\$ 871



Personalize your faucet with our handle options



EX.: MMRD__ J C MMRD__ L C MMRD__ X C MMRD__ + C

Riowise 4-way Type T/P (thermostatic/pressure balance) 3/4" coaxial valve

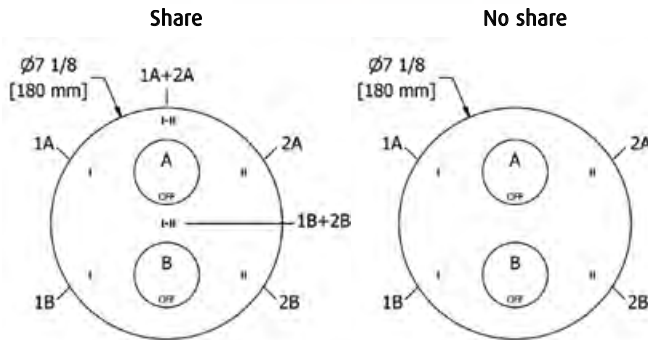


R46

\$ 348

- Rough only
- 3/4" inlet male NPT
- Must be supplied with minimum 3/4" PEX , 3/4" EXPANSION PEX or 1/2" copper
- Service valves
- Test cap
- Four 1/2" outlets female NPT
- TXX46XX or TXX88XX trim required to complete

Riowise 4-way Type T/P (thermostatic/pressure balance) 3/4" coaxial valve and trim



• Trim only

Product	No share*	Price
TMMRD46JC	TMMRD88JC	\$ 862
TMMRD46CBK	TMMRD88CBK	\$ 862
TMMRD46JBN	TMMRD88JBN	\$ 1044
TMMRD46JBNBK	TMMRD88JBNBK	\$ 1044
TMMRD46JPN	TMMRD88JPN	\$ 1044
TMMRD46JPNBK	TMMRD88JPNBK	\$ 1044

- 3/4" inlet male NPT
- 2 type T/P coaxial cartridges with check valves
- Must be supplied with minimum 3/4" PEX , 3/4" EXPANSION PEX or 1/2" copper
- 4 integrated volume controls
- **2 different temperatures**
- Service valves
- Four 1/2" outlets female NPT
- **38 L/min, 10 gpm (US) 60psi**
- **37 L/min, 9.8 gpm (US) 60psi no share ***

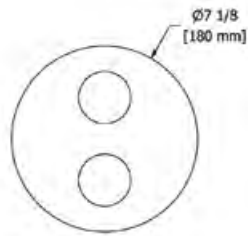
Product	No share*	Price
MMRD46JC	MMRD88JC	\$ 1210
MMRD46CBK	MMRD88CBK	\$ 1210
MMRD46JBN	MMRD88JBN	\$ 1392
MMRD46JBNBK	MMRD88JBNBK	\$ 1392
MMRD46JPN	MMRD88JPN	\$ 1392
MMRD46JPNBK	MMRD88JPNBK	\$ 1392

Personalize your faucet with our handle options



EX.: MMRD__ J C MMRD__ L C MMRD__ X C MMRD__ + C

3/4" high performance Type T/P(thermostatic/pressure balance) coaxial complete valve



cUPC®



- 3/4" inlet male NPT, dedicated main water supply required
- 2 type T/P coaxial cartridges with check valves
- 2 integrated volume controls
- **2 different temperatures**
- 4 outlets: two 1/2" outlets male NPT and two 3/4" outlets male NPT or 1/2" female NPT
- Service valves
- **76 L/min, 20 gpm (US) 60psi**

Code	Finish	Price
MMRD83JC	Chrome	\$ 1372
MMRD83CBK	Chrome/Black	\$ 1372
MMRD83JBN	Brushed Nickel (PVD)	\$ 1554
MMRD83JBNBK	Brushed Nickel (PVD)/Black	\$ 1554
MMRD83JPN	Polished Nickel (PVD)	\$ 1554
MMRD83JPNBK	Polished Nickel (PVD)/Black	\$ 1554

Personalize your faucet with our handle options



EX.:

MMRD__ J C

MMRD__ L C

MMRD__ X C

MMRD__ + C

Suggested assemblies

Assembly #54MMRD




Description	Code	C	BN	PN	BK	BG
Type P valve trim	TMMRD51 ²⁻³	\$ 269	\$ 353	\$ 353	\$ 433	\$ 433
Type P valve rough	R51 ¹	\$ 131	\$ 131	\$ 131	\$ 131	\$ 131
Hand shower rail	4861	\$ 335	\$ 513	\$ 513	\$ 545	\$ 545
Elbow supply	734	\$ 81	\$ 109	\$ 109	\$ 118	\$ 118
Total		\$ 816	\$ 1106	\$ 1106	\$ 1227	\$ 1227

UPC®

1. Add *-SPEX* for PEX connection and *-EX* for Expansion PEX connection
2. Add *J, L, X* or *+* for handle choice
3. Add *BK* for black accents on valve handles



Assembly #4744MMRD



Description	Code	C	BN	PN	BK
2-way no share Type T/P coaxial valve trim	TMMRD44 ²⁻³	\$ 478	\$ 587	\$ 587	\$ 662
2-way Type T/P coaxial valve rough	R23 ¹	\$ 163	\$ 163	\$ 163	\$ 163
2-jet shower head with arm	356	\$ 188	\$ 235	\$ 235	\$ 269
Wall-mount tub spout	MMSQ80 ⁵	\$ 284	\$ 362	\$ 362	\$ 404
Total		\$ 1113	\$ 1347	\$ 1347	\$ 1498

UPC®

1. Add *-SPEX* for PEX connection and *-EX* for Expansion PEX connection
2. Add *J, L, X* or *+* for handle choice
3. Add *BK* for black accents on valve handles
5. ½" inlet male NPT



Suggested assemblies

Assembly #323MMRD



	Description	Code	C	BN	PN	BK	BG
	2-way Type T/P coaxial valve trim	TMMRD23 ²⁻³	\$ 478	\$ 587	\$ 587	\$ 662	\$ 662
	2-way Type T/P coaxial valve rough	R23 ¹	\$ 163	\$ 163	\$ 163	\$ 163	\$ 163
	Hand shower rail	4861	\$ 335	\$ 513	\$ 513	\$ 545	\$ 545
UPC®	20 cm (8") shower head	408	\$ 218	\$ 258	\$ 258	\$ 271	\$ 271
	40 cm (16") shower arm	554	\$ 110	\$ 150	\$ 150	\$ 158	\$ 158
MM	Elbow supply	734	\$ 81	\$ 109	\$ 109	\$ 118	\$ 118
	Total		\$ 1385	\$ 1780	\$ 1780	\$ 1917	\$ 1917

1. Add **-SPEX** for PEX connection and **-EX** for Expansion PEX connection
2. Add **J, L, X** or **+** for handle choice
3. Add **BK** for black accents on valve handles

Assembly #1345MMRD



	Description	Code	C	BN	PN	BK	BG
	3-way Type T/P coaxial valve trim	TMMRD45 ²⁻³	\$ 449	\$ 571	\$ 571	\$ 644	\$ 644
	3-way Type T/P coaxial valve rough	R45 ¹	\$ 227	\$ 227	\$ 227	\$ 227	\$ 227
	Hand shower rail	4861	\$ 335	\$ 513	\$ 513	\$ 545	\$ 545
UPC®	20 cm (8") shower head	408	\$ 218	\$ 258	\$ 258	\$ 271	\$ 271
	50 cm (20") shower	553	\$ 128	\$ 178	\$ 178	\$ 190	\$ 190
MM	Elbow supply	734	\$ 81	\$ 109	\$ 109	\$ 118	\$ 118
	Wall-mount tub spout	MMSQ80 ⁵	\$ 284	\$ 362	\$ 362	\$ 404	\$ 404
	Total		\$ 1722	\$ 2218	\$ 2218	\$ 2399	\$ 2399

1. Add **-SPEX** for PEX connection and **-EX** for Expansion PEX connection
2. Add **J, L, X** or **+** for handle choice
3. Add **BK** for black accents on valve handles
5. ½" inlet male NPT

Other components available in *Bath and Shower Components* section.

Suggested assemblies

Assembly #446MMRD



Description	Code	C	BN	PN
4-way Type T/P coaxial valve trim	TMMRD46 ²⁻³	\$ 862	\$ 1044	\$ 1044
4-way Type T/P ¾" coaxial valve rough	R46	\$ 348	\$ 348	\$ 348
Hand shower rail	4861	\$ 335	\$ 513	\$ 513
20 cm (8") shower head	408	\$ 218	\$ 258	\$ 258
40 cm (16") shower arm	554	\$ 110	\$ 150	\$ 150
UPC® Body jet	337 (x4)	\$ 532	\$ 776	\$ 776
Elbow supply	734	\$ 81	\$ 109	\$ 109
Total		\$ 2486	\$ 3198	\$ 3198

2. Add J, L, X or + for handle choice
3. Add BK for black accents on valve handles



Assembly #783MMRD



Description	Code	C
4-way Type T/P ¾" coaxial complete valve	MMRD83 ²⁻³	\$ 1372
Hand shower rail	4861 (x2)	\$ 670
32 cm (13") shower head	412	\$ 507
40 cm (16") shower arm	554	\$ 110
Spin tile body jet	369 ⁴ (x4)	\$ 1004
Elbow supply with shut-off valve	739 (x2)	\$ 284
Total		\$ 3947

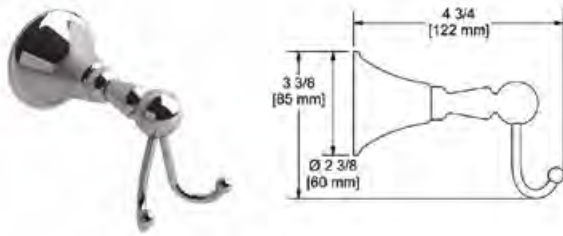
2. Add J, L, X or + for handle choice
3. Add BK for black accents on valve handles
4. These items must be ordered at the same time as the valve rough



Other components available in *Bath and Shower Components* section.

Momenti accessories

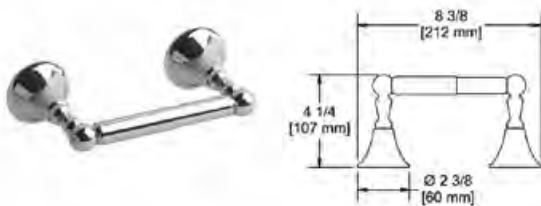
Robe hook



• 4 anchor points

Code	Finish	Price
MM0C	Chrome	\$ 86
MM0BN	Brushed Nickel (PVD)	\$ 118
MM0PN	Polished Nickel (PVD)	\$ 118
MM0BK	Black	\$ 139
MM0BG	Brushed Gold (PVD)	\$ 139

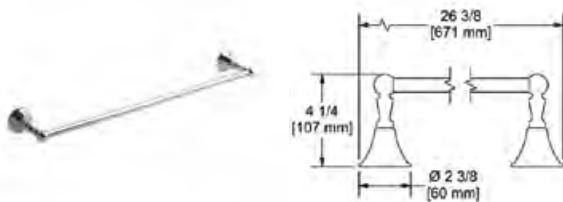
Paper holder



• 4 anchor points

Code	Finish	Price
MM3C	Chrome	\$ 151
MM3BN	Brushed Nickel (PVD)	\$ 196
MM3PN	Polished Nickel (PVD)	\$ 196
MM3BK	Black	\$ 240
MM3BG	Brushed Gold (PVD)	\$ 240

24" towel bar

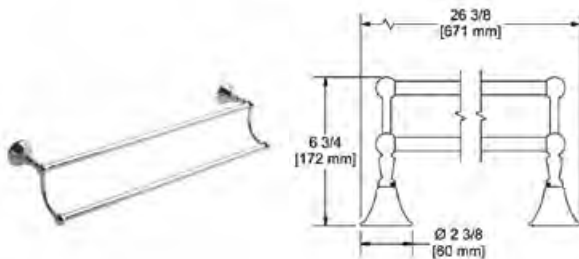


• 4 anchor points

* May be cut to desired length

Code	Finish	Price
MM5C	Chrome	\$ 186
MM5BN	Brushed Nickel (PVD)	\$ 252
MM5PN	Polished Nickel (PVD)	\$ 252
MM5BK	Black	\$ 297
MM5BG	Brushed Gold (PVD)	\$ 297

24" double towel bar

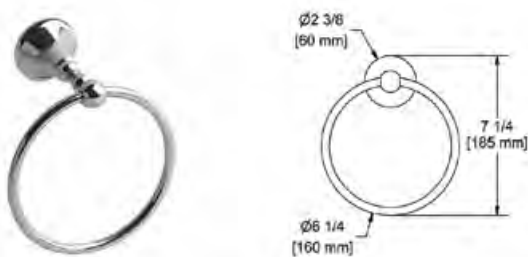


• 4 anchor points

* May be cut to desired length

Code	Finish	Price
MM6C	Chrome	\$ 287
MM6BN	Brushed Nickel (PVD)	\$ 377
MM6PN	Polished Nickel (PVD)	\$ 377
MM6BK	Black	\$ 455
MM6BG	Brushed Gold (PVD)	\$ 455

Towel ring

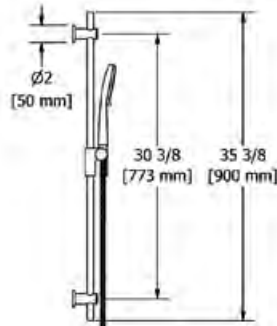


• 4 anchor points

Code	Finish	Price
MM7C	Chrome	\$ 100
MM7BN	Brushed Nickel (PVD)	\$ 133
MM7PN	Polished Nickel (PVD)	\$ 133
MM7BK	Black	\$ 159
MM7BG	Brushed Gold (PVD)	\$ 159

Bath and shower components

Hand shower rail



- 4370, 3-jet hand shower
- Easy-Glide left cursor
- Ø19 mm (¾") slide bar
- 150 cm (59") double interlock flexible hose, **swivel** and 2 check valves
- 7.6 L/min, 2.0 gpm (US) 60psi

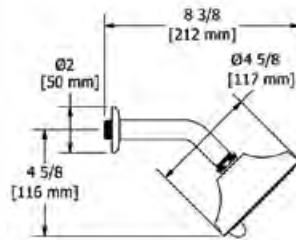
• Scale-free

• Add -15 for flow rate 5.69 L/min, 1.5 gpm (US) 60psi

Product	Finish	Price	-15
4861C	Chrome	\$ 335	\$ 348
4861BN	Brushed Nickel (PVD)	\$ 513	\$ 524
4861PN	Polished Nickel (PVD)	\$ 513	\$ 524
4861BK	Black	\$ 545	\$ 555
4861BG	Brushed Gold (PVD)	\$ 545	\$ 555

UPC®

2-jet shower head with arm



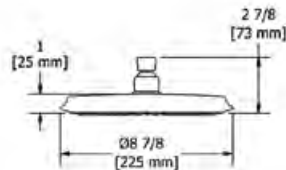
- Six positions
- 2 jets: luxurious, invigorating
- Shower arm with Momenti flange
- Scale-free
- **Swivel**
- 7.6 L/min, 2.0 gpm (US) 60psi

• Add -15 for flow rate 5.69 L/min, 1.5 gpm (US) 60psi

Product	Finish	Price	-15
356C	Chrome	\$ 188	\$ 198
356BN	Brushed Nickel (PVD)	\$ 235	\$ 247
356PN	Polished Nickel (PVD)	\$ 235	\$ 247
356BK	Black	\$ 269	\$ 279

UPC®

8" shower head



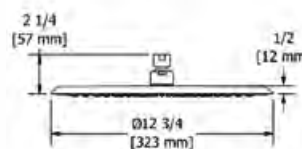

- ½" inlet female
- Scale-free
- **Swivel**
- 7.6 L/min, 2.0 gpm (US) 60psi

• Add -15 for flow rate 5.69 L/min, 1.5 gpm (US) 60psi

Product	Finish	Price	-15
408C	Chrome	\$ 218	\$ 230
408BN	Brushed Nickel (PVD)	\$ 258	\$ 270
408PN	Polished Nickel (PVD)	\$ 258	\$ 270
408BK	Black	\$ 271	\$ 283
408BG	Brushed Gold (PVD)	\$ 271	\$ 283

UPC®

13" shower head



- ½" inlet female
- Scale-free
- **Swivel**
- 7.6 L/min, 2.0 gpm (US) 60psi

Product	Finish	Price	-
412C	Chrome	\$ 507	-
412BN	Brushed Nickel (PVD)	\$ 635	-
412PN	Polished Nickel (PVD)	\$ 635	-
412BK	Black	\$ 705	-
412BG	Brushed Gold (PVD)	\$ 705	-

UPC®

Bath and shower components

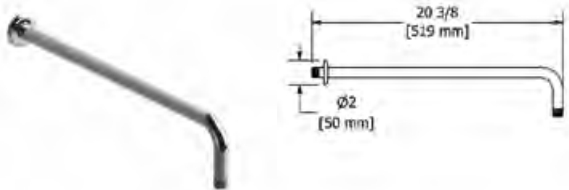
16" shower arm



- 1/2" inlet male NPT
- Shower arm with Momenti flange

Code	Finish	Price
554C	Chrome	\$ 110
554BN	Brushed Nickel (PVD)	\$ 150
554PN	Polished Nickel (PVD)	\$ 150
554BK	Black	\$ 158
554BG	Brushed Gold (PVD)	\$ 158

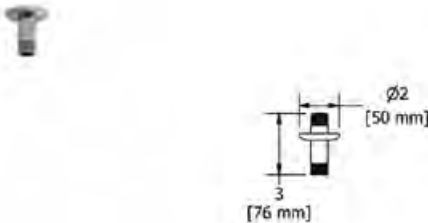
20" shower arm



- 1/2" inlet male NPT
- Shower arm with Momenti flange

Code	Finish	Price
553C	Chrome	\$ 128
553BN	Brushed Nickel (PVD)	\$ 178
553PN	Polished Nickel (PVD)	\$ 178
553BK	Black	\$ 190
553BG	Brushed Gold (PVD)	\$ 190

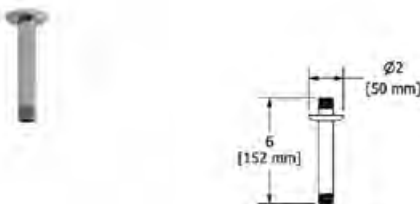
3" vertical shower arm



- 1/2" inlet male NPT
- Shower arm with Momenti flange

Code	Finish	Price
559C	Chrome	\$ 63
559BN	Brushed Nickel (PVD)	\$ 80
559PN	Polished Nickel (PVD)	\$ 80
559BK	Black	\$ 93
559BG	Brushed Gold (PVD)	\$ 93

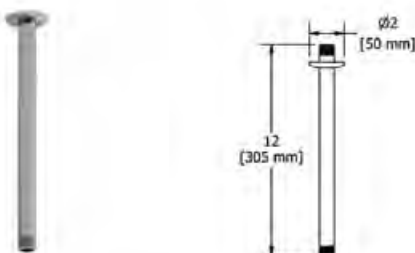
6" vertical shower arm



- 1/2" inlet male NPT
- Shower arm with Momenti flange

Code	Finish	Price
558C	Chrome	\$ 71
558BN	Brushed Nickel (PVD)	\$ 96
558PN	Polished Nickel (PVD)	\$ 96
558BK	Black	\$ 103
558BG	Brushed Gold (PVD)	\$ 103

12" vertical shower arm

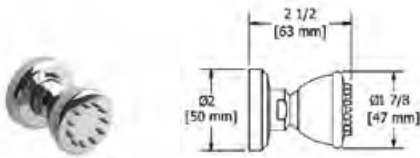


- 1/2" inlet male NPT
- Shower arm with Momenti flange

Code	Finish	Price
557C	Chrome	\$ 94
557BN	Brushed Nickel (PVD)	\$ 128
557PN	Polished Nickel (PVD)	\$ 128
557BK	Black	\$ 140
557BG	Brushed Gold (PVD)	\$ 140

Bath and shower components

Body jet



cUPC®

- ½" inlet female NPT
- Directional
- Scale-free
- 2 à/to 6 L/min, 0.5 à/to 1.6 gpm (US) 60psi

Code	Finish	Price
337C	Chrome	\$ 133
337BN	Brushed Nickel (PVD)	\$ 194
337PN	Polished Nickel (PVD)	\$ 194

2-jet tile body jet



cUPC®

- ½" inlet male NPT
- Directional
- 2-jet
- Scale-free
- 6.2 L/min, 1.6 gpm (US) 60psi

Code	Finish	Price
324C	Chrome	\$ 116

Spin tile body jet



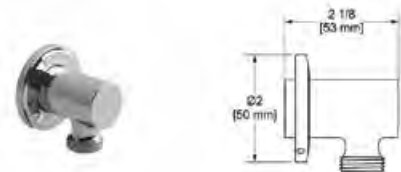
cUPC®

- ½" inlet male NPT
- Rotating jet
- **Special rough included**
- 3.7 L/min, 1 gpm (US) 60psi

* Must be ordered at the same time as the valve rough

Code	Finish	Price
369C	Chrome	\$ 251

Elbow supply

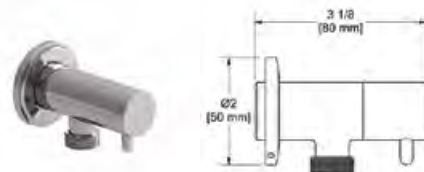


cUPC®

- ½" inlet female NPT
- ½" outlet male
- Adjustable depth

Code	Finish	Price
734C	Chrome	\$ 81
734BN	Brushed Nickel (PVD)	\$ 109
734PN	Polished Nickel (PVD)	\$ 109
734BK	Black	\$ 118
734BG	Brushed Gold (PVD)	\$ 118

Elbow supply with shut-off valve

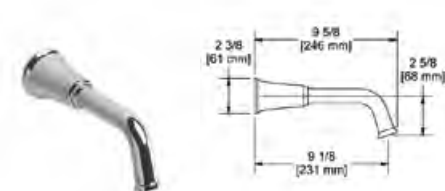


cUPC®

- ½" inlet female NPT
- Ceramic cartridge
- ½" outlet male
- Adjustable depth

Code	Finish	Price
739C	Chrome	\$ 142
739BN	Brushed Nickel (PVD)	\$ 209
739PN	Polished Nickel (PVD)	\$ 209

Wall-mount tub spout



cUPC®

- ½" inlet male NPT
- Brass

Code	Finish	Price
MMSQ80C	Chrome	\$ 284
MMSQ80BN	Brushed Nickel (PVD)	\$ 362
MMSQ80PN	Polished Nickel (PVD)	\$ 362
MMSQ80BK	Black	\$ 404
MMSQ80BG	Brushed Gold (PVD)	\$ 404



victoria ⊕ albert

VENTY

BATHROOMS/SALLE DE BAINS

VENTY

AVAILABLE FINISHES | CHOIX DE FINIS



C

Chrome

ACCESSORIES | ACCESSOIRES

VENTY



Robe Hook
Crochet



Paper Holder
Porte-papier




Towel Ring
Anneau à serviette



Towel Bar
Porte-serviette

More models available | *D'autres modèles sont disponibles*



Single hole lavatory faucet



- 3/8" speedway compression
- Ceramic cartridge
- Push drain
- 3.7 L/min, 1 gpm (US) 60psi

• Add -05 for flow rate 1.9 L/min, 0.5 gpm (US) 60psi

Product	Finish	Price	-05
VYS01C	Chrome	\$ 629	\$ 641

Single hole lavatory faucet



- 3/8" speedway compression
- Ceramic cartridge
- No drain
- 3.7 L/min, 1 gpm (US) 60psi

• Add -05 for flow rate 1.9 L/min, 0.5 gpm (US) 60psi

Product	Finish	Price	-05
VYS00C	Chrome	\$ 605	\$ 617

Single hole lavatory faucet

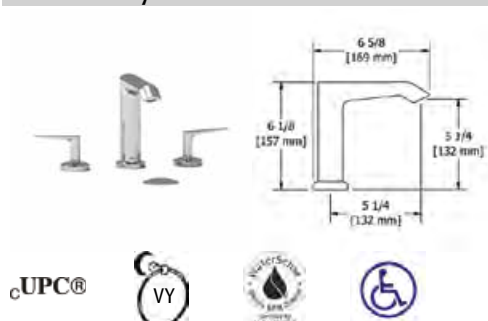


- 3/8" speedway compression
- Ceramic cartridge
- No drain
- 3.7 L/min, 1 gpm (US) 60psi

• Add -05 for flow rate 1.9 L/min, 0.5 gpm (US) 60psi

Product	Finish	Price	-05
VYL01C	Chrome	\$ 755	\$ 765

8" lavatory faucet

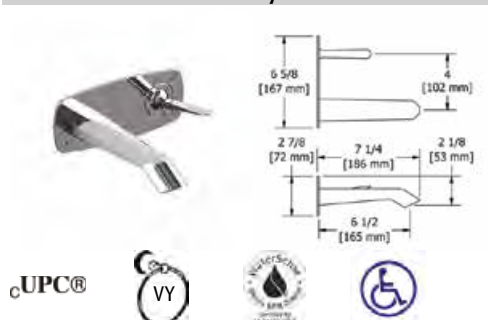


- 3/8" speedway compression
- Ceramic cartridge
- Push drain
- 3.7 L/min, 1 gpm (US) 60psi

• Add -05 for flow rate 1.9 L/min, 0.5 gpm (US) 60psi

Product	Finish	Price	-05
VY08C	Chrome	\$ 838	\$ 848

Wall-mount lavatory faucet



- 1/2" inlet female NPT
- Ceramic cartridge
- No drain
- *Jan. 2020 : gpm will decrease to meet new regulations
- 5.7 L/min, 1.5 gpm (US) 60psi

• Add -05 for flow rate 1.9 L/min, 0.5 gpm (US) 60psi

• Add -10 for flow rate 3.7 L/min, 1 gpm (US) 60psi

Product	Finish	Price	-05/-10
VY11C	Chrome	\$ 692	\$ 704

3-piece deck-mount tub filler with hand shower



cUPC®



- 1/2" inlet male NPT
- 1-jet hand shower/scale-free
- Ceramic cartridge
- 33 L/min, 8.7 gpm (US) 60psi

Add **-EX** for **EXPANSION PEX** connection
Add **-SPEX** for **PEX** connection

Code	Finish	Price
VY10C	Chrome	\$ 932

3-piece deck-mount tub filler rough and trim



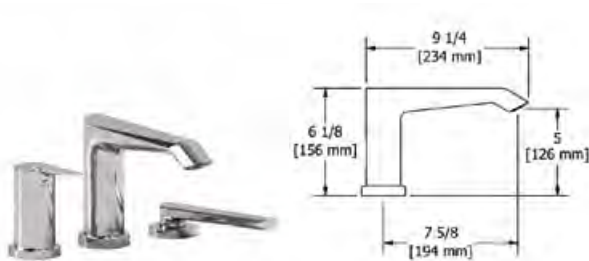
• **ROUGH ONLY**

Code	Description	Price
RHTB-SPEX	PEX connections	\$ 207
RHTB-EX	EXPANSION PEX connections	\$ 207
RHTB	1/2" male NPT connections	\$ 207

• **TRIM ONLY**

Code	Finish	Price
TVY10C	Chrome	\$ 725

3-piece Type P (pressure balance) deck-mount tub filler with hand shower



cUPC®



- 1/2" inlet male NPT
- 1-jet hand shower/scale-free
- Ceramic cartridge and balancing spool with check valves
- 23 L/min, 6.0 gpm (US) 60psi

Add **-EX** for **EXPANSION PEX** connection
Add **-SPEX** for **PEX** connection

Code	Finish	Price
VY16C	Chrome	\$ 1006

3-piece Type P (pressure balance) deck-mount tub filler rough and trim



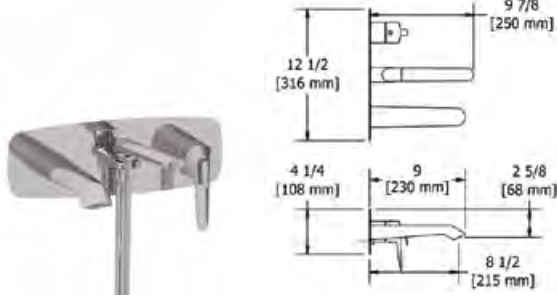
• **ROUGH ONLY**

Code	Description	Price
RHTB-SPEX	PEX connections	\$ 207
RHTB-EX	EXPANSION PEX connections	\$ 207
RHTB	1/2" male NPT connections	\$ 207

• **TRIM ONLY**

Code	Finish	Price
TVY16C	Chrome	\$ 799

Wall-mount Type T/P (thermo/pressure balance) coaxial tub filler with hand shower

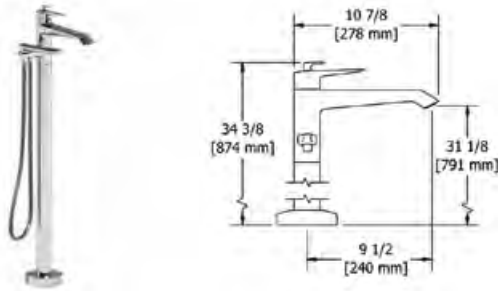


- 1/2" inlet female NPT
- Thermostatic/pressure balance coaxial cartridge with check valves
- 1-jet hand shower/scale-free
- 2-way no share
- Service valves
- 20.5 L/min, 5.4 gpm (US) 60psi



Code	Finish	Price
VY21C	Chrome	\$ 1295

2-way Type T (thermostatic) coaxial floor-mount tub filler with hand shower



- 1/2" inlet male NPT
- Thermostatic coaxial cartridge with check valves
- 1-jet hand shower/scale-free
- 2 parts: rough and trim
- 2 check valves
- 23 L/min, 6.0 gpm (US) 60psi



Add **-EX** for **EXPANSION PEX** connection
Add **-SPEX** for **PEX** connection

Code	Finish	Price
VY39C	Chrome	\$ 1942

Floor-mount tub filler rough and trim



• ROUGH ONLY		
Code	Description	Price
RHFS	1/2" male NPT connections	\$ 220
RHFS-SPEX	PEX connections	\$ 220
RHFS-EX	EXPANSION PEX connections	\$ 220

• TRIM ONLY		
Code	Finish	Price
TVY39C	Chrome	\$ 1722

Concrete floor, rough & trim installation box



• ROUGH ONLY		
Code	Description	Price
RHBX-SPEX	PEX connections	\$ 442
RHBX-EX	EXPANSION PEX connections	\$ 442

• TRIM ONLY		
Code	Finish	Price
TVY39C	Chrome	\$ 1722

4-piece bidet faucet with integrated vacuum breaker



- 1/2" inlet male NPT
- Integrated vacuum breaker
- Ceramic cartridge
- Jet
- Pop-up drain



Code	Finish	Price
VY09C	Chrome	\$ 1154

Venty

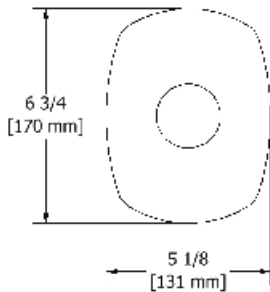


Type P (pressure balance) valve



R51	\$ 131	R51-SPEX	\$ 131	R51-EX	\$ 131
<ul style="list-style-type: none"> • Rough only • 1/2" inlet male NPT or sweat • 1/2" outlet male NPT or sweat • Service valves • Test cap • TXX51XX trim required to complete 		<ul style="list-style-type: none"> • Rough only • 1/2" inlet PEX • 1/2" shower outlet PEX • 3/4" bath outlet PEX or 1/2" sweat • Service valves • Test cap • TXX51XX trim required to complete 		<ul style="list-style-type: none"> • Rough only • 1/2" inlet EXPANSION PEX • 1/2" shower outlet EXPANSION PEX • 3/4" bath outlet EXPANSION PEX or 1/2" sweat • Service valves • Test cap • TXX51XX trim required to complete 	

Type P (pressure balance) valve and trim



• Trim only

Product	Price
TVY51C	\$ 255

- 1/2" inlet male NPT or sweat
- 1/2" outlet male NPT or sweat
- Ceramic cartridge and balancing spool with check valves
- Service valves
- Double action: flow and temperature control
- 22 L/min, 5.8 gpm (US) 60psi

Add **-EX** for **EXPANSION PEX** connection

Add **-SPEX** for **PEX** connection

Product	Price
VY51C	\$ 386

Connection examples



Venty

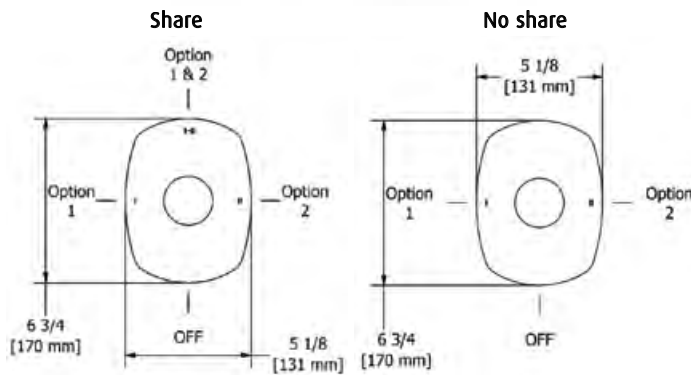


Riowise 2-way Type T/P (thermostatic/pressure balance) coaxial valve



R23	\$ 163	R23-SPEX	\$ 163	R23-EX	\$ 163
<ul style="list-style-type: none"> • Rough only • ½" inlet male NPT or sweat • Two ½" outlets male NPT or sweat • Service valves • Test cap • TXX23XX or TXX44XX trim required to complete 		<ul style="list-style-type: none"> • Rough only • ½" inlet PEX • Two ½" outlets PEX • Service valves • Test cap • TXX23XX or TXX44XX trim required to complete 		<ul style="list-style-type: none"> • Rough only • ½" inlet EXPANSION PEX • Two ½" outlets EXPANSION PEX • Service valves • Test cap • TXX23XX or TXX44XX trim required to complete 	

Riowise 2-way Type T/P (thermostatic/pressure balance) coaxial valve and trim



• Trim only		
Product	No share*	Price
TVY23C	TVY44C	\$ 460

- ½" inlet male NPT or sweat
- Two ½" outlets male NPT or sweat
- Thermostatic/pressure balance coaxial cartridge with check valves
- 4 positions (OFF, 1, 1 and 2, 2) share
- 3 positions (OFF, 1, 2) no share *
- Service valves
- 24 L/min, 6.3 gpm (US) 60psi

Add **-EX** for **EXPANSION PEX** connection
Add **-SPEX** for **PEX** connection

Product	No share*	Price
VY23C	VY44C	\$ 623

Connection examples



Venty

Riowise 3-way Type T/P (thermostatic/pressure balance) coaxial valve

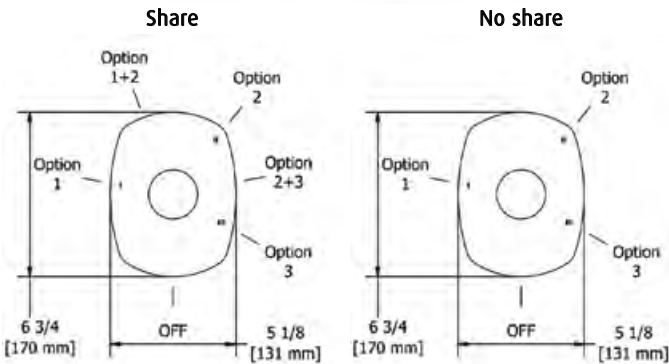


R45	\$ 227	R45-SPEX	\$ 227	R45-EX	\$ 227
<ul style="list-style-type: none"> • Rough only • ½" inlet male NPT or sweat • Three ½" outlets male NPT or sweat • Service valves • Test cap • TXX45XX or TXX47XX trim to complete 		<ul style="list-style-type: none"> • Rough only • ½" inlet PEX • Three ½" outlets PEX • Service valves • Test cap • TXX45XX or TXX47XX trim to complete 		<ul style="list-style-type: none"> • Rough only • ½" inlet EXPANSION PEX • Three ½" outlets EXPANSION PEX • Service valves • Test cap • TXX45XX or TXX47XX trim to complete 	

Riowise 3-way Type T/P (thermostatic/pressure balance) coaxial valve and trim



• Trim only		
Product	No share*	Price
TVY45C	TVY47C	\$ 432



- ½" inlet male NPT or sweat
- Three ½" outlets male NPT or sweat
- Thermostatic/pressure balance coaxial cartridge with check valves
- Service valves
- 6 positions (OFF, 1, 1 and 2, 2, 2 and 3, 3) share
- 4 positions (OFF, 1, 2, 3) no share*
- 24 L/min, 6.3 gpm (US) 60psi
- 19 L/min, 5.0 gpm (US) 60psi no share*

Add **-EX** for **EXPANSION PEX** connection
 Add **-SPEX** for **PEX** connection

Product	No share*	Price
VY45C	VY47C	\$ 659

Connection examples



Venty



Riowise 4-way Type T/P (thermostatic/pressure balance) 3/4" coaxial valve

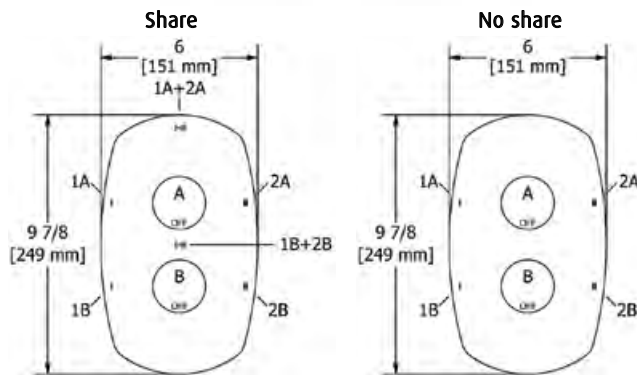


R46

\$ 348

- Rough only
- 3/4" inlet male NPT
- Must be supplied with minimum 3/4" PEX , 3/4" EXPANSION PEX or 1/2" copper
- Service valves
- Test cap
- Four 1/2" outlets female NPT
- TXX46XX or TXX88XX trim required to complete

Riowise 4-way Type T/P (thermostatic/pressure balance) 3/4" coaxial valve and trim



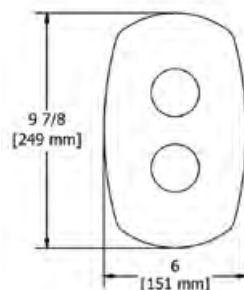
• Trim only

Product	No share*	Price
TVY46C	TVY88C	\$ 830

- 3/4" inlet male NPT
- Must be supplied with minimum 3/4" PEX , 3/4" EXPANSION PEX or 1/2" copper
- 2 thermo/pressure balance coaxial cartridges with check valves
- 4 integrated volume controls
- **2 different temperatures**
- Service valves
- Four 1/2" outlets female NPT
- **38 L/min, 10 gpm (US) 60psi**
- **37 L/min, 9.8 gpm (US) 60psi no share ***

Product	No share*	Price
VY46C	VY88C	\$ 1178

3/4" high performance Type T/P (thermostatic/pressure balance) coaxial complete valve



- 3/4" inlet male NPT, dedicated main water supply required
- 4 outlets: two 1/2" outlets male NPT and two 3/4" outlets male NPT or 1/2" female NPT
- 2 thermo/pressure balance coaxial cartridges with check valves
- 2 integrated volume controls and **2 different temperatures**
- 3/4" inlet male NPT / Stop valves
- Service valves
- **76 L/min, 20 gpm (US) 60psi**

Code	Finish	Price
VY83C	Chrome	\$ 1334

Venty



Suggested assemblies

Assembly #54VY



UPC®



Description	Code	C
Type P valve trim	TVY51	\$ 255
Type P valve rough	R51 ¹	\$ 131
Hand shower rail	8080	\$ 517
Elbow supply	794	\$ 101
Total		\$ 1004

1. Add *-SPEX* for PEX connection and *-EX* for Expansion PEX connection

Assembly #4744VY



UPC®



Description	Code	C
2-way no share Type T/P coaxial valve trim	TVY44	\$ 460
2-way Type T/P coaxial valve rough	R23 ¹	\$ 163
2-jet shower head with arm	396	\$ 188
Wall-mount tub spout	VY80 ⁵	\$ 275
Total		\$ 1086

1. Add *-SPEX* for PEX connection and *-EX* for Expansion PEX connection
5. ½" inlet male NPT

Other components available in *Bath and Shower Components* section.

Venty



Suggested assemblies

Assembly #323VY



UPC®



Description	Code	C
2-way Type T/P coaxial valve trim	TVY23	\$ 460
2-way Type T/P coaxial valve rough	R23 ¹	\$ 163
Hand shower rail	8080	\$ 517
20 cm X 30 cm (8" x 12") rectangular shower head	495	\$ 328
40 cm (16") shower arm	594	\$ 107
Elbow supply	794	\$ 101
Total		\$ 1676

1. Add *-SPEX* for PEX connection and *-EX* for Expansion PEX connection

Assembly #1345VY



UPC®



Description	Code	C
3-way Type T/P coaxial valve trim	TVY45	\$ 432
3-way Type T/P coaxial valve rough	R45 ¹	\$ 227
Hand shower rail	8080	\$ 517
20 cm X 30 cm (8" x 12") rectangular shower head	495	\$ 328
50 cm (20") shower arm	593	\$ 124
Elbow supply	794	\$ 101
Wall-mount tub spout	VY80 ⁵	\$ 275
Total		\$ 2004

1. Add *-SPEX* for PEX connection and *-EX* for Expansion PEX connection
5. 1/2" inlet male NPT

Other components available in *Bath and Shower Components* section.

Venty



Suggested assemblies

Assembly #446VY



Description	Code	C
4-way Type T/P coaxial valve trim	TVY46	\$ 830
4-way Type T/P 3/4" coaxial valve rough	R46	\$ 348
Hand shower rail	8080	\$ 517
20 cm X 30 cm (8" x 12") rectangular shower head	495	\$ 328
50 cm (20") shower arm	593	\$ 124
Body jet	397(x4)	\$ 512
Elbow supply	794	\$ 101
Total		\$ 2760

cUPC®



Assembly #783VY



Description	Code	C
4-way Type T/P 3/4" coaxial complete valve	VY83	\$ 1334
Hand shower rail	8080(x2)	\$ 1034
25 cm X 40 cm (10" x 16") rectangular shower head	499	\$ 629
40 cm (16") shower arm	594	\$ 107
Spin tile body jet	399 ⁴ (x4)	\$ 1100
Elbow supply with shut-off valve	799 (x2)	\$ 352
Total		\$ 4556

cUPC®



4. These items must be ordered at the same time as the valve rough

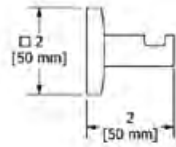
Other components available in *Bath and Shower Components* section.

Venty



Venty accessories

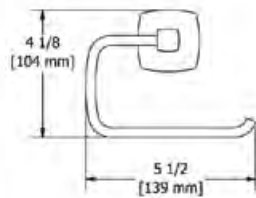
Robe hook



- 2 anchor points

Code	Finish	Price
VY0C	Chrome	\$ 61

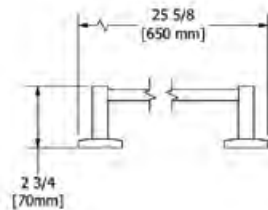
Paper holder



- 2 anchor points

Code	Finish	Price
VY3C	Chrome	\$ 86

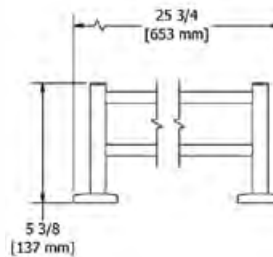
24" towel bar



- 2 anchor points

Code	Finish	Price
VY5C	Chrome	\$ 162

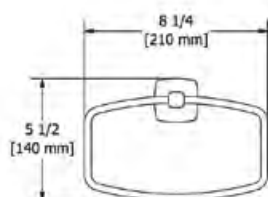
24" double towel bar



- 2 anchor points

Code	Finish	Price
VY6C	Chrome	\$ 226

Towel ring



- 2 anchor points

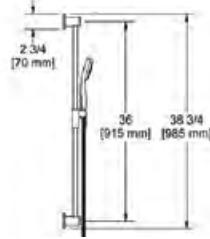
Code	Finish	Price
VY7C	Chrome	\$ 112

Venty



Bath and shower components

Hand shower rail



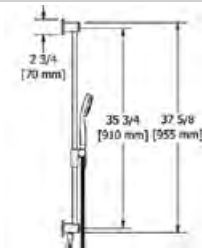
- Easy-Glide left cursor
- 4372, 3-jet hand shower
- Ø19 mm (¾") slide bar
- Scale-free
- 150 cm (59") double interlock flexible hose, **swivel** and 2 check valves
- **7.6 L/min, 2.0 gpm (US) 60psi**

©UPC®

• Add -15 for flow rate 5.69 L/min, 1.5 gpm (US) 60psi

Product	Finish	Price	-15
8080C	Chrome	\$ 517	\$ 529

Hand shower rail with built-in elbow supply



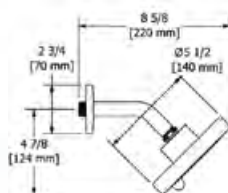
- Easy-Glide left cursor
- 4372, 3-jet hand shower
- Ø19 mm (¾") slide bar
- Scale-free
- 150 cm (59") double interlock flexible hose, **swivel** and 2 check valves
- **Built-in elbow supply**
- **7.6 L/min, 2.0 gpm (US) 60psi**

©UPC®

• Add -15 for flow rate 5.69 L/min, 1.5 gpm (US) 60psi

Product	Finish	Price	-15
8060C	Chrome	\$ 560	\$ 571

2-jet shower head with arm



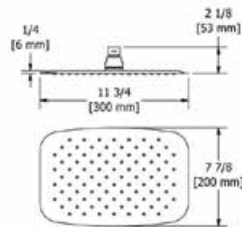
- Six positions
- 2 jets: luxurious, invigorating
- Scale-free
- **Swivel**
- Shower arm with Venty flange with set screw
- **7.6 L/min, 2.0 gpm (US) 60psi**

©UPC®

• Add -15 for flow rate 5.69 L/min, 1.5 gpm (US) 60psi

Product	Finish	Price	-15
396C	Chrome	\$ 188	\$ 198

8" x 12" rectangular shower head



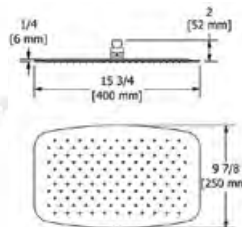
- ½" inlet female
- Stainless steel
- Scale-free
- **Swivel**
- **7.6 L/min, 2.0 gpm (US) 60psi**

©UPC®

• Add -15 for flow rate 5.69 L/min, 1.5 gpm (US) 60psi

Product	Finish	Price	-15
495C	Chrome	\$ 328	\$ 340

10" x 16" rectangular shower head



- ½" inlet female
- Stainless steel
- Scale-free
- **Swivel**
- **7.6 L/min, 2.0 gpm (US) 60psi**

©UPC®

• Add -15 for flow rate 5.69 L/min, 1.5 gpm (US) 60psi

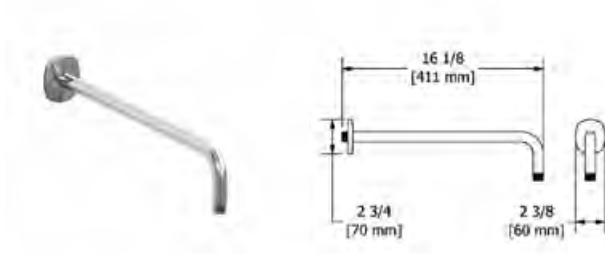
Product	Finish	Price	-15
499C	Chrome	\$ 629	\$ 641

Venty



Bath and shower components

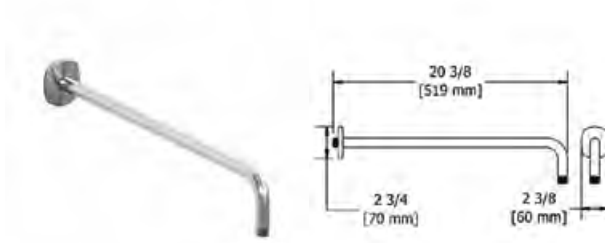
16" shower arm



- 1/2" inlet male NPT
- Shower arm with Venty flange with set screw

Code	Finish	Price
594C	Chrome	\$ 107

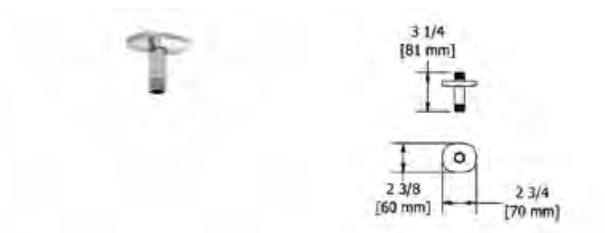
20" shower arm



- 1/2" inlet male NPT
- Shower arm with Venty flange with set screw

Code	Finish	Price
593C	Chrome	\$ 124

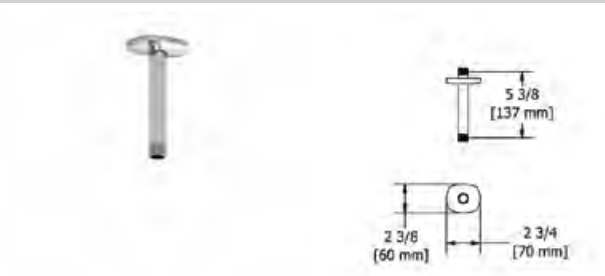
3" vertical shower arm



- 1/2" inlet male NPT
- Shower arm with Venty flange with set screw

Code	Finish	Price
599C	Chrome	\$ 61

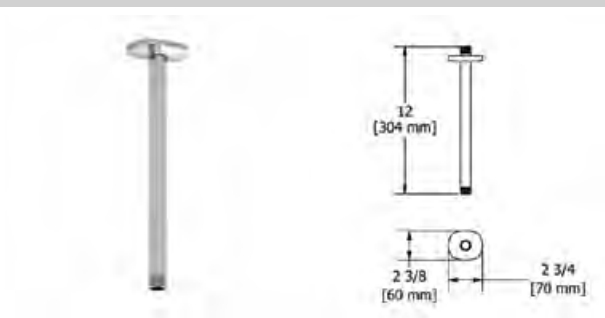
6" vertical shower arm



- 1/2" inlet male NPT
- Shower arm with Venty flange with set screw

Code	Finish	Price
598C	Chrome	\$ 70

12" vertical shower arm



- 1/2" inlet male NPT
- Shower arm with Venty flange with set screw

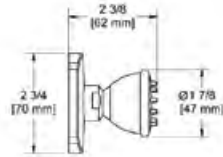
Code	Finish	Price
597C	Chrome	\$ 91

Venty



Bath and shower components

Body jet

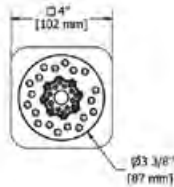


cUPC®

- ½" inlet female NPT
- Directional
- Scale-free
- 2 à/to 6 L/min, 0.5 à/to 1.6 gpm (US) 60psi

Code	Finish	Price
397C	Chrome	\$ 128

2-jet tile body jet

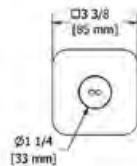


cUPC®

- ½" inlet male NPT
- Directional
- 2-jet
- Scale-free
- 6.2 L/min, 1.6 gpm (US) 60psi

Code	Finish	Price
371C	Chrome	\$ 138

Spin tile body jet



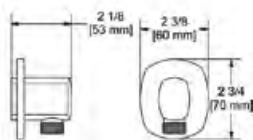
cUPC®

- ½" inlet male NPT
- Rotating jet
- **Special rough included**
- 3.7 L/min, 1 gpm (US) 60psi

* Must be ordered at the same time as the valve rough

Code	Finish	Price
399C	Chrome	\$ 275

Elbow supply

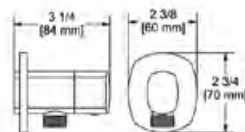


cUPC®

- ½" inlet female NPT
- ½" outlet male
- Adjustable depth

Code	Finish	Price
794C	Chrome	\$ 101

Elbow supply with shut-off valve

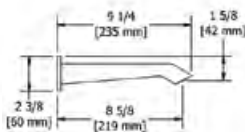


cUPC®

- ½" inlet female NPT
- Ceramic cartridge
- ½" outlet male
- Adjustable depth

Code	Finish	Price
799C	Chrome	\$ 176

Wall-mount tub spout



cUPC®

- ½" inlet male NPT
- Brass

Code	Finish	Price
VY80C	Chrome	\$ 275



EIFFEL

BATHROOMS/SALLE DE BAINS

EIFFEL

AVAILABLE FINISHES | CHOIX DE FINIS



C

Chrome



BN

Brushed Nickel
Nickel brossé



PN

Polished Nickel
Nickel poli

Some products are
not available in all
the illustrated finishes.

*Certains produits
ne sont pas disponibles
dans tous les finis illustrés.*

AVAILABLE HANDLES | CHOIX DE POIGNÉES



L



+

ACCESSORIES | ACCESSOIRES

EIFFEL



Robe Hook
Crochet



Paper Holder
Porte-papier



Towel Ring
Anneau à serviette



Towel Bar
Porte-serviette

More models available | *D'autres modèles sont disponibles*

Single hole lavatory faucet



- 3/8" speedway compression
- Ceramic cartridge
- Pop-up drain
- *Jan. 2020 : gpm will decrease to meet new regulations
- 5.7 L/min, 1.5 gpm (US) 60psi

- Add -05 for flow rate 1.9 L/min, 0.5 gpm (US) 60psi
- Add -10 for flow rate 3.7 L/min, 1 gpm (US) 60psi

Product	Finish	Price	-05/-10
ES01C	Chrome	\$ 541	\$ 552
ES01BN	Brushed Nickel (PVD)	\$ 755	\$ 767
ES01PN	Polished Nickel (PVD)	\$ 755	\$ 767

Single hole lavatory faucet



- 3/8" speedway compression
- Ceramic cartridge
- No drain
- *Jan. 2020 : gpm will decrease to meet new regulations
- 5.7 L/min, 1.5 gpm (US) 60psi

- Add -05 for flow rate 1.9 L/min, 0.5 gpm (US) 60psi
- Add -10 for flow rate 3.7 L/min, 1 gpm (US) 60psi

Product	Finish	Price	-05/-10
ES00C	Chrome	\$ 517	\$ 529
ES00BN	Brushed Nickel (PVD)	\$ 713	\$ 726
ES00PN	Polished Nickel (PVD)	\$ 713	\$ 726

Single hole lavatory faucet

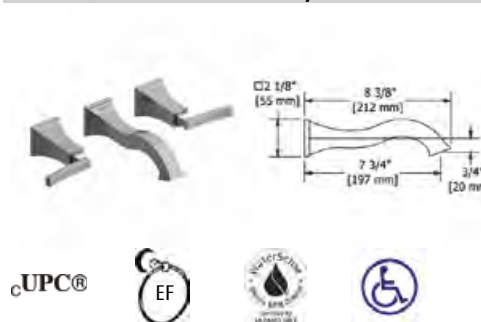


- 3/8" speedway compression
- Ceramic cartridge
- No drain
- *Jan. 2020 : gpm will decrease to meet new regulations
- 5.7 L/min, 1.5 gpm (US) 60psi

- Add -05 for flow rate 1.9 L/min, 0.5 gpm (US) 60psi
- Add -10 for flow rate 3.7 L/min, 1 gpm (US) 60psi

Product	Finish	Price	-05/-10
EL01C	Chrome	\$ 737	\$ 749
EL01BN	Brushed Nickel (PVD)	\$ 1022	\$ 1033
EL01PN	Polished Nickel (PVD)	\$ 1022	\$ 1033

8" wall-mount lavatory faucet



- 1/2" inlet female NPT
- Ceramic cartridge
- No drain
- *Jan. 2020 : gpm will decrease to meet new regulations
- 5.7 L/min, 1.5 gpm (US) 60psi

- Add -05 for flow rate 1.9 L/min, 0.5 gpm (US) 60psi
- Add -10 for flow rate 3.7 L/min, 1 gpm (US) 60psi

Product	Finish	Price	-05/-10
EF03LC	Chrome	\$ 956	\$ 968
EF03LBN	Brushed Nickel (PVD)	\$ 1184	\$ 1195
EF03LPN	Polished Nickel (PVD)	\$ 1184	\$ 1195

Personalize your faucet with our handle options



EX.:

EF__ L C

EF__ + C

8" lavatory faucet

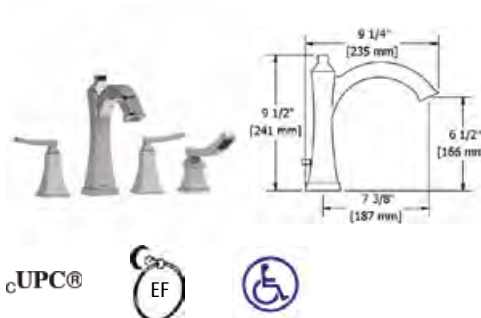


- 3/8" speedway compression
- Ceramic cartridge
- Push drain
- *Jan. 2020 : gpm will decrease to meet new regulations
- 5.7 L/min, 1.5 gpm (US) 60psi

- Add -05 for flow rate 1.9 L/min, 0.5 gpm (US) 60psi
- Add -10 for flow rate 3.7 L/min, 1 gpm (US) 60psi

Product	Finish	Price	-05/-10
EF08LC	Chrome	\$ 935	\$ 946
EF08LBN	Brushed Nickel (PVD)	\$ 1197	\$ 1209
EF08LPN	Polished Nickel (PVD)	\$ 1197	\$ 1209

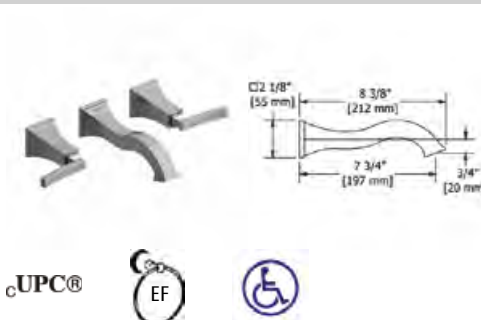
4-piece deck-mount tub filler with hand shower



- 1/2" inlet male
- Ceramic cartridge
- 1-jet hand shower/scale-free
- 41.5 L/min, 11 gpm (US) 60psi

Product	Finish	Price	-
EF12LC	Chrome	\$ 1448	-
EF12LBN	Brushed Nickel (PVD)	\$ 1889	-
EF12LPN	Polished Nickel (PVD)	\$ 1889	-

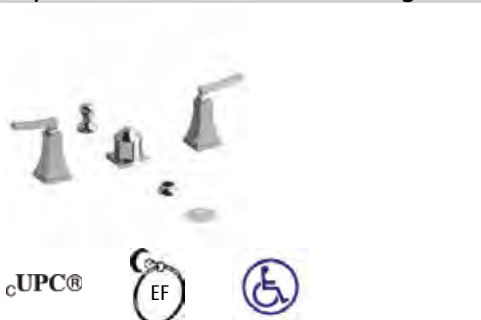
8" wall-mount tub filler



- 1/2" inlet female NPT
- Ceramic cartridge
- 40 L/min, 10.5 gpm (US) 60psi

Product	Finish	Price	-
EF05LC	Chrome	\$ 956	-
EF05LBN	Brushed Nickel (PVD)	\$ 1184	-
EF05LPN	Polished Nickel (PVD)	\$ 1184	-

4-piece bidet faucet with integrated vacuum breaker



- 1/2" inlet male NPT
- Integrated vacuum breaker
- Ceramic cartridge
- Jet
- Pop-up drain

Product	Finish	Price	-
EF09LC	Chrome	\$ 1082	-
EF09LBN	Brushed Nickel (PVD)	\$ 1317	-
EF09LPN	Polished Nickel (PVD)	\$ 1317	-

Personalize your faucet with our handle options



EX.:

EF__ L C

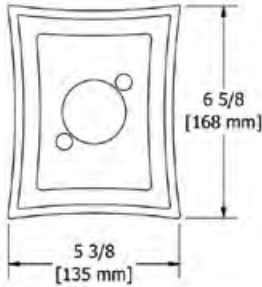
EF__ + C

Type P (pressure balance) valve



R51	\$ 131	R51-SPEX	\$ 131	R51-EX	\$ 131
<ul style="list-style-type: none"> • Rough only • 1/2" inlet male NPT or sweat • 1/2" outlet male NPT or sweat • Service valves • Test cap • TXX51XX trim required to complete 		<ul style="list-style-type: none"> • Rough only • 1/2" inlet PEX • 1/2" shower outlet PEX • 3/4" bath outlet PEX or 1/2" sweat • Service valves • Test cap • TXX51XX trim required to complete 		<ul style="list-style-type: none"> • Rough only • 1/2" inlet EXPANSION PEX • 1/2" shower outlet EXPANSION PEX • 3/4" bath outlet EXPANSION PEX or 1/2" sweat • Service valves • Test cap • TXX51XX trim required to complete 	

Type P (pressure balance) valve and trim



• Trim only	
Product	Price
TEF51C	\$ 280
TEF51BN	\$ 404
TEF51PN	\$ 404

- 1/2" inlet male NPT or sweat
- 1/2" outlet male NPT or sweat
- Ceramic cartridge and balancing spool with check valves
- Service valves
- Double action: flow and temperature control
- 22 L/min, 5.8 gpm (US) 60psi

Add **-EX** for **EXPANSION PEX** connection
 Add **-SPEX** for **PEX** connection

Product	Price
EF51C	\$ 411
EF51BN	\$ 535
EF51PN	\$ 535



Connection examples



Riowise 2-way Type T/P (thermostatic/pressure balance) coaxial valve



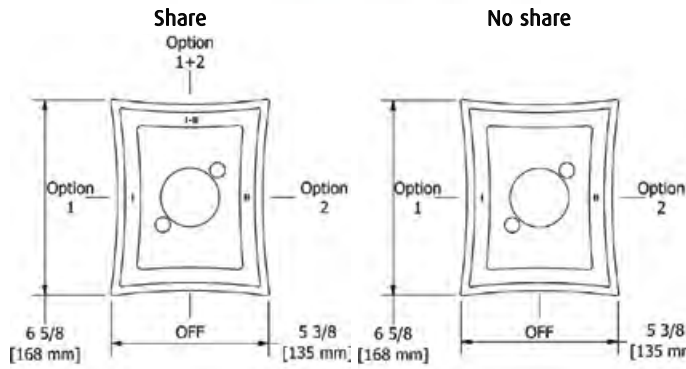
R23	\$ 163	R23-SPEX	\$ 163	R23-EX	\$ 163
<ul style="list-style-type: none"> • Rough only • ½" inlet male NPT or sweat • Two ½" outlets male NPT or sweat • Service valves • Test cap • TXX23XX or TXX44XX trim required to complete 		<ul style="list-style-type: none"> • Rough only • ½" inlet PEX • Two ½" outlets PEX • Service valves • Test cap • TXX23XX or TXX44XX trim required to complete 		<ul style="list-style-type: none"> • Rough only • ½" inlet EXPANSION PEX • Two ½" outlets EXPANSION PEX • Service valves • Test cap • TXX23XX or TXX44XX trim required to complete 	

Riowise 2-way Type T/P (thermostatic/pressure balance) coaxial valve and trim



• Trim only

Product	No share*	Price
TEF23C	TEF44C	\$ 466
TEF23BN	TEF44BN	\$ 567
TEF23PN	TEF44PN	\$ 567



- ½" inlet male NPT or sweat
- Two ½" outlets male NPT or sweat
- Thermostatic/pressure balance coaxial cartridge with check valves
- 4 positions (OFF, 1, 1 and 2, 2) share
- 3 positions (OFF, 1, 2) no share *
- Service valves
- 24 L/min, 6.3 gpm (US) 60psi

Add **-EX** for **EXPANSION PEX** connection
Add **-SPEX** for **PEX** connection

Product	No share*	Price
EF23C	EF44C	\$ 629
EF23BN	EF44BN	\$ 730
EF23PN	EF44PN	\$ 730



Connection examples



Riowise 3-way Type T/P (thermostatic/pressure balance) coaxial valve



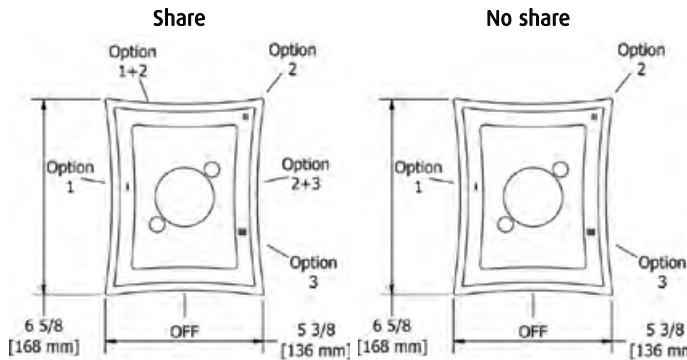
R45	\$ 227	R45-SPEX	\$ 227	R45-EX	\$ 227
<ul style="list-style-type: none"> • Rough only • ½" inlet male NPT or sweat • Three ½" outlets male NPT or sweat • Service valves • Test cap • TXX45XX or TXX47XX trim to complete 		<ul style="list-style-type: none"> • Rough only • ½" inlet PEX • Three ½" outlets PEX • Service valves • Test cap • TXX45XX or TXX47XX trim to complete 		<ul style="list-style-type: none"> • Rough only • ½" inlet EXPANSION PEX • Three ½" outlets EXPANSION PEX • Service valves • Test cap • TXX45XX or TXX47XX trim to complete 	

Riowise 3-way Type T/P (thermostatic/pressure balance) coaxial valve and trim



• Trim only

Product	No share*	Price
TEF45C	TEF47C	\$ 452
TEF45BN	TEF47BN	\$ 564
TEF45PN	TEF47PN	\$ 564



- ½" inlet male NPT or sweat
- Three ½" outlets male NPT or sweat
- Thermostatic/pressure balance coaxial cartridge with check valves
- Service valves
- 6 positions (OFF, 1, 1 and 2, 2, 2 and 3, 3) share
- 4 positions (OFF, 1, 2, 3) no share *
- 24 L/min, 6.3 gpm (US) 60psi
- 19 L/min, 5.0 gpm (US) 60psi no share *

Add **-EX** for **EXPANSION PEX** connection
 Add **-SPEX** for **PEX** connection

Product	No share*	Price
EF45C	EF47C	\$ 679
EF45BN	EF47BN	\$ 791
EF45PN	EF47PN	\$ 791



Connection examples



Riowise 4-way Type T/P (thermostatic/pressure balance) coaxial valve

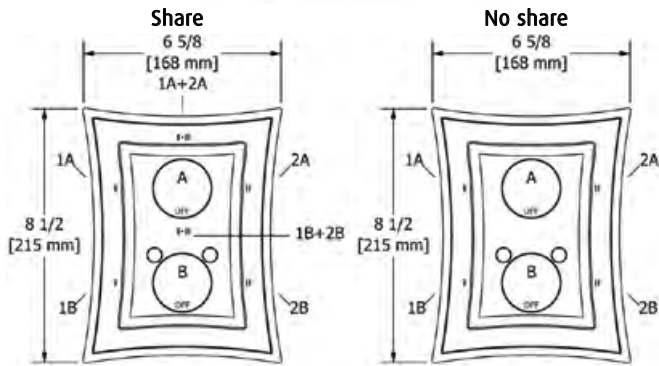


R46

\$ 348

- Rough only
- 3/4" inlet male NPT
- Must be supplied with minimum 3/4" PEX , 3/4" EXPANSION PEX or 1/2" copper
- Service valves
- Test cap
- Four 1/2" outlets female NPT
- TXX46XX or TXX88XX trim required to complete

Riowise 4-way Type T/P (thermostatic/pressure balance) 3/4" coaxial valve and trim



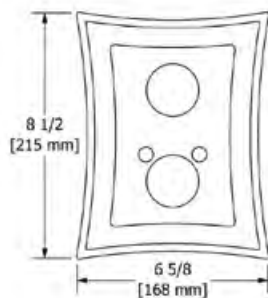
• Trim only

Product	No share*	Price
TEF46C	TEF88C	\$ 830
TEF46BN	TEF88BN	\$ 1006
TEF46PN	TEF88PN	\$ 1006

- 3/4" inlet male NPT
- Must be supplied with minimum 3/4" PEX , 3/4" EXPANSION PEX or 1/2" copper
- 2 thermo/pressure balance coaxial cartridges with check valves
- 4 integrated volume controls
- **2 different temperatures**
- Service valves
- Four 1/2" outlets female NPT
- **38 L/min, 10 gpm (US) 60psi**
- **37 L/min, 9.8 gpm (US) 60psi no share ***

Product	No share*	Price
EF46C	EF88C	\$ 1178
EF46BN	EF88BN	\$ 1354
EF46PN	EF88PN	\$ 1354

3/4" high performance Type T/P (thermostatic/pressure balance) coaxial complete valve



- 3/4" inlet male NPT, dedicated main water supply required
- 4 outlets: two 1/2" outlets male NPT and two 3/4" outlets male NPT or 1/2" female NPT
- 2 thermo/pressure balance coaxial cartridges with check valves
- 2 integrated volume controls and **2 different temperatures**
- 3/4" inlet male NPT / Stop valves
- Service valves
- **76 L/min, 20 gpm (US) 60psi**

Code	Finish	Price
EF83C	Chrome	\$ 1330
EF83BN	Brushed Nickel (PVD)	\$ 1531
EF83PN	Polished Nickel (PVD)	\$ 1531



Assembly #54EF



UPC®

Description	Code	C	BN	PN
Type P valve trim	TEF51	\$ 280	\$ 404	\$ 404
Type P valve rough	R51 ¹	\$ 131	\$ 131	\$ 131
Hand shower rail	4040	\$ 326	\$ 497	\$ 497
Elbow supply	750	\$ 101	\$ 138	\$ 138
Total		\$ 838	\$ 1170	\$ 1170

1. Add *-SPEX* for PEX connection and *-EX* for Expansion PEX connection

Assembly #4744EF



UPC®

Description	Code	C	BN	PN
2-way no share Type T/P coaxial valve trim	TEF44	\$ 466	\$ 567	\$ 567
2-way Type T/P coaxial valve rough	R23 ¹	\$ 163	\$ 163	\$ 163
2-jet shower head with arm	326	\$ 188	\$ 235	\$ 235
Wall-mount tub spout	EF80	\$ 251	\$ 326	\$ 326
Total		\$ 1068	\$ 1291	\$ 1291

1. Add *-SPEX* for PEX connection and *-EX* for Expansion PEX connection

Suggested assemblies

Assembly #323EF



UPC®



Description	Code	C	BN	PN
2-way Type T/P coaxial valve trim	TEF23	\$ 466	\$ 567	\$ 567
2-way Type T/P coaxial valve rough	R23 ¹	\$ 163	\$ 163	\$ 163
Hand shower rail	4040	\$ 326	\$ 497	\$ 497
20 cm (8") shower head	478	\$ 328	\$ 458	\$ 458
40 cm (16") shower arm	524	\$ 112	\$ 158	\$ 158
Elbow supply	750	\$ 101	\$ 138	\$ 138
Total		\$ 1496	\$ 1981	\$ 1981

1. Add *-SPEX* for PEX connection and *-EX* for Expansion PEX connection

Assembly #1345EF



UPC®



Description	Code	C	BN	PN
3-way Type T/P coaxial valve trim	TEF45	\$ 452	\$ 564	\$ 564
3-way Type T/P coaxial valve rough	R45 ¹	\$ 227	\$ 227	\$ 227
Hand shower rail	4040	\$ 326	\$ 497	\$ 497
20 cm (8") shower head	478	\$ 328	\$ 458	\$ 458
50 cm (20") shower arm	523	\$ 124	\$ 183	\$ 183
Elbow supply	750	\$ 101	\$ 138	\$ 138
Wall-mount tub spout	EF80	\$ 251	\$ 326	\$ 326
Total		\$ 1809	\$ 2393	\$ 2393

1. Add *-SPEX* for PEX connection and *-EX* for Expansion PEX connection

Other components available in *Bath and Shower Components* section.

Suggested assemblies

Assembly #446EF



	Description	Code	C	BN	PN
	4-way Type T/P coaxial valve trim	TEF46	\$ 830	\$ 1006	\$ 1006
	4-way Type T/P 3/4" coaxial valve rough	R46	\$ 348	\$ 348	\$ 348
	Hand shower rail	4040	\$ 326	\$ 497	\$ 497
	20 cm (8") shower head	478	\$ 328	\$ 458	\$ 458
	40 cm (16") shower arm	524	\$ 112	\$ 158	\$ 158
UPC®	Body jet	370(x4)	\$ 552	\$ 760	\$ 760
	Elbow supply	750	\$ 101	\$ 138	\$ 138
	Total		\$ 2597	\$ 3365	\$ 3365



Assembly #783EF



	Description	Code	C
	4-way Type T/P 3/4" coaxial complete valve	EF83	\$ 1330
	Hand shower rail	4040(x2)	\$ 652
	30 cm (12") shower head	482	\$ 552
	40 cm (16") shower arm	524	\$ 112
	Spin tile body jet	379 ⁴ (x4)	\$ 1100
	Elbow supply with shut-off valve	770 (x2)	\$ 302
UPC®	Total		\$ 4048

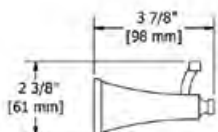
4. These items must be ordered at the same time as the valve rough



Other components available in *Bath and Shower Components* section.

Eiffel Accessories

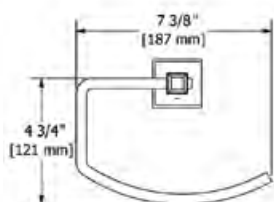
Robe hook



- 4 anchor points

Code	Finish	Price
EF0C	Chrome	\$ 72
EF0BN	Brushed Nickel (PVD)	\$ 104
EF0PN	Polished Nickel (PVD)	\$ 104

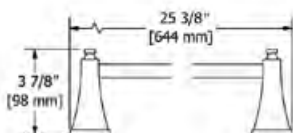
Paper holder



- 4 anchor points

Code	Finish	Price
EF3C	Chrome	\$ 114
EF3BN	Brushed Nickel (PVD)	\$ 168
EF3PN	Polished Nickel (PVD)	\$ 168

24" towel bar

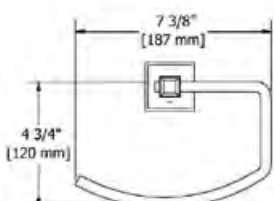


- 4 anchor points

* May be cut to desired length

Code	Finish	Price
EF5C	Chrome	\$ 159
EF5BN	Brushed Nickel (PVD)	\$ 226
EF5PN	Polished Nickel (PVD)	\$ 226

Towel ring

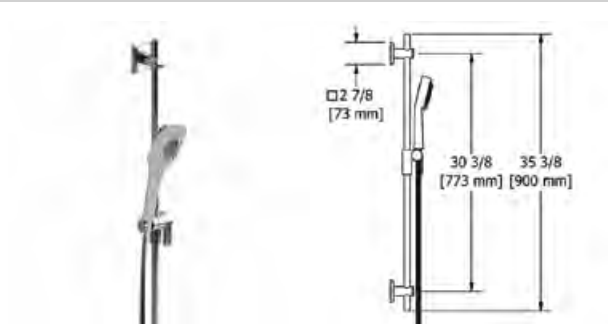


- 4 anchor points

Code	Finish	Price
EF7C	Chrome	\$ 114
EF7BN	Brushed Nickel (PVD)	\$ 173
EF7PN	Polished Nickel (PVD)	\$ 173

Bath and shower components

Hand shower rail



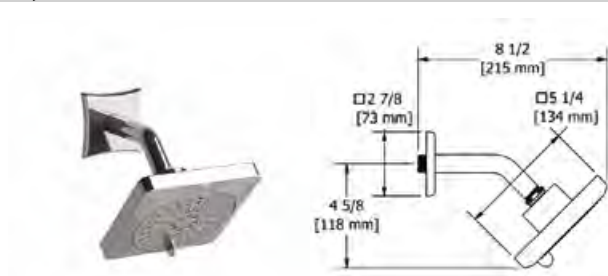
- Easy-Glide left cursor
- 4372, 3-jet hand shower
- Ø19 mm (¾") slide bar
- Scale-free
- 150 cm (59") double interlock flexible hose, **swivel** and 2 check valves
- **7.6 L/min, 2.0 gpm (US) 60psi**

• Add -15 for flow rate 5.69 L/min, 1.5 gpm (US) 60psi

Product	Finish	Price	-15
4040C	Chrome	\$ 326	\$ 339
4040BN	Brushed Nickel (PVD)	\$ 497	\$ 511
4040PN	Polished Nickel (PVD)	\$ 497	\$ 511

UPC®

2-jet shower head with arm



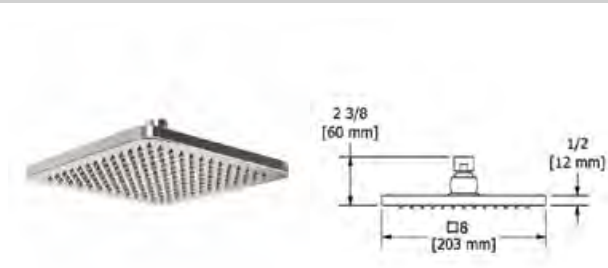
- Six positions
- 2 jets: luxurious, invigorating
- Shower arm with Eiffel flange
- Scale-free
- **Swivel**
- **7.6 L/min, 2.0 gpm (US) 60psi**

• Add -15 for flow rate 5.69 L/min, 1.5 gpm (US) 60psi

Product	Finish	Price	-15
326C	Chrome	\$ 188	\$ 198
326BN	Brushed Nickel (PVD)	\$ 235	\$ 247
326PN	Polished Nickel (PVD)	\$ 235	\$ 247

UPC®

8" shower head



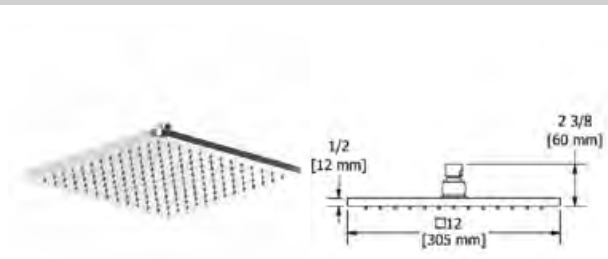
- ½" inlet female
- Scale-free
- **Swivel**
- **7.6 L/min, 2.0 gpm (US) 60psi**

• Add -15 for flow rate 5.69 L/min, 1.5 gpm (US) 60psi

Product	Finish	Price	-15
478C	Chrome	\$ 328	\$ 340
478BN	Brushed Nickel (PVD)	\$ 458	\$ 470
478PN	Polished Nickel (PVD)	\$ 458	\$ 470

UPC®

12" shower head



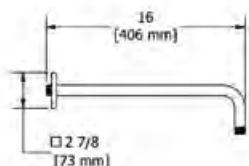
- ½" inlet female
- Scale-free
- **Swivel**
- **7.6 L/min, 2.0 gpm (US) 60psi**

Product	Finish	Price	-
482C	Chrome	\$ 552	-
482PN	Polished Nickel (PVD)	\$ 669	-

UPC®

Bath and shower components


16" shower arm



- 1/2" inlet male NPT
- Shower arm with Eiffel flange

Code	Finish	Price
524C	Chrome	\$ 112
524BN	Brushed Nickel (PVD)	\$ 158
524PN	Polished Nickel (PVD)	\$ 158

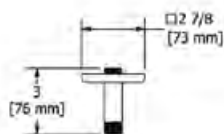
20" shower arm



- 1/2" inlet male NPT
- Shower arm with Eiffel flange

Code	Finish	Price
523C	Chrome	\$ 124
523BN	Brushed Nickel (PVD)	\$ 183
523PN	Polished Nickel (PVD)	\$ 183

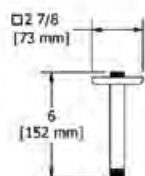
3" vertical shower arm



- 1/2" inlet male NPT
- Shower arm with Eiffel flange

Code	Finish	Price
529C	Chrome	\$ 61
529BN	Brushed Nickel (PVD)	\$ 78
529PN	Polished Nickel (PVD)	\$ 78

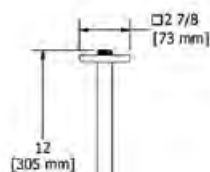
6" vertical shower arm



- 1/2" inlet male NPT
- Shower arm with Eiffel flange

Code	Finish	Price
528C	Chrome	\$ 74
528BN	Brushed Nickel (PVD)	\$ 92
528PN	Polished Nickel (PVD)	\$ 92

12" vertical shower arm

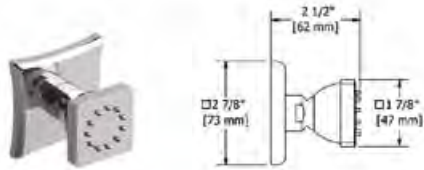


- 1/2" inlet male NPT
- Shower arm with Eiffel flange

Code	Finish	Price
527C	Chrome	\$ 91
527BN	Brushed Nickel (PVD)	\$ 124
527PN	Polished Nickel (PVD)	\$ 124

Bath and shower components

Body jet



cUPC®

- 1/2" inlet female NPT
- Directional
- Scale-free
- 2 à/to 6 L/min, 0.5 à/to 1.6 gpm (US) 60psi

Code	Finish	Price
370C	Chrome	\$ 138
370BN	Brushed Nickel (PVD)	\$ 190
370PN	Polished Nickel (PVD)	\$ 190

2-jet tile body jet



cUPC®

- 1/2" inlet male NPT
- Directional
- 2-jet
- Scale-free
- 6.2 L/min, 1.6 gpm (US) 60psi

Code	Finish	Price
371C	Chrome	\$ 138

Spin tile body jet



cUPC®

- 1/2" inlet male NPT
- Rotating jet
- **Special rough included**
- 3.7 L/min, 1 gpm (US) 60psi

* Must be ordered at the same time as the valve rough

Code	Finish	Price
379C	Chrome	\$ 275

Elbow supply

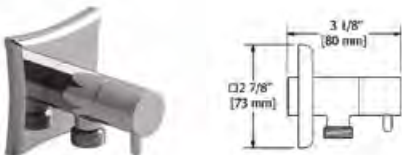


cUPC®

- 1/2" inlet female NPT
- 1/2" outlet male
- Adjustable depth

Code	Finish	Price
750C	Chrome	\$ 101
750BN	Brushed Nickel (PVD)	\$ 138
750PN	Polished Nickel (PVD)	\$ 138

Elbow supply with shut-off valve

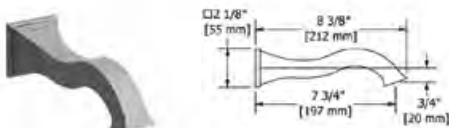


cUPC®

- 1/2" inlet female NPT
- Ceramic cartridge
- 1/2" outlet male
- Adjustable depth

Code	Finish	Price
770C	Chrome	\$ 151
770BN	Brushed Nickel (PVD)	\$ 201
770PN	Polished Nickel (PVD)	\$ 201

Wall-mount tub spout



cUPC®

- 1/2" copper slip fit inlet
- Brass

Code	Finish	Price
EF80C	Chrome	\$ 251
EF80BN	Brushed Nickel (PVD)	\$ 326
EF80PN	Polished Nickel (PVD)	\$ 326



Richelieu

victoria + albert

SALOMÉ

BATHROOMS/SALLE DE BAINS

Salomé

SALOMÉ

AVAILABLE FINISHES | CHOIX DE FINIS



C

Chrome



PN

Polished Nickel
Nickel poli

Some products are not available in all the illustrated finishes.

Certains produits ne sont pas disponibles dans tous les finis illustrés.

ACCESSORIES | ACCESSOIRES

SALOMÉ



Robe Hook
Crochet



Paper Holder
Porte-papier



Towel Ring
Anneau à serviette

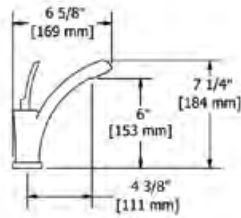


Towel Bar
Porte-serviette

More models available | *D'autres modèles sont disponibles*



Single hole lavatory faucet



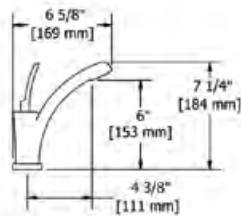
cUPC®



- 3/8" speedway compression
- Ceramic cartridge
- Push drain
- 4 L/min, 1.06 gpm (US) 60psi

Code	Finish	Price
SA01C	Chrome	\$ 504
SA01PN	Polished Nickel (PVD)	\$ 692

Single hole lavatory faucet



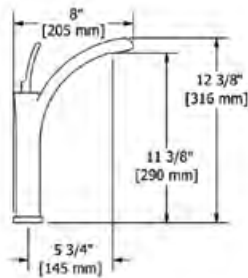
cUPC®



- 3/8" speedway compression
- Ceramic cartridge
- No drain
- 4 L/min, 1.06 gpm (US) 60psi

Code	Finish	Price
SA00C	Chrome	\$ 479
SA00PN	Polished Nickel (PVD)	\$ 651

Single hole lavatory faucet



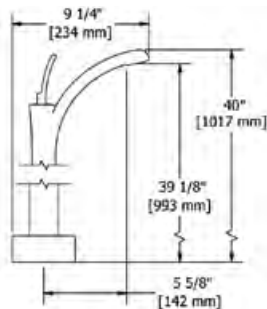
cUPC®



- 3/8" speedway compression
- Ceramic cartridge
- No drain
- 4 L/min, 1.06 gpm (US) 60psi

Code	Finish	Price
SL01C	Chrome	\$ 694
SL01PN	Polished Nickel (PVD)	\$ 941

Floor-mount lavatory faucet



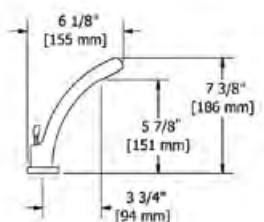
cUPC®



- 1/2" inlet male NPT
- Ceramic cartridge
- 2 parts: rough and trim
- No drain
- 4 L/min, 1.06 gpm (US) 60psi

Code	Finish	Price
SA14C	Chrome	\$ 1422
SA14PN	Polished Nickel (PVD)	\$ 1940

8" lavatory faucet



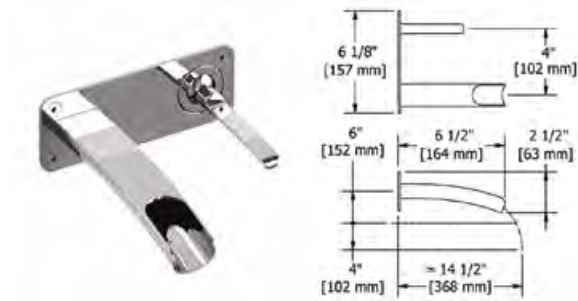
cUPC®



- 3/8" speedway compression
- Ceramic cartridge
- Pop-up drain
- 4 L/min, 1.06 gpm (US) 60psi

Code	Finish	Price
SA08C	Chrome	\$ 895
SA08PN	Polished Nickel (PVD)	\$ 1064

Wall-mount lavatory faucet



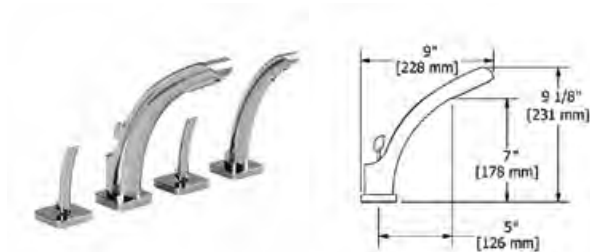
- 1/2" inlet female NPT
- Ceramic cartridge
- **No drain**
- *Jan. 2020 : gpm will decrease to meet new regulations
- **5.7 L/min, 1.5 gpm (US) 60psi**



• Add -10 for flow rate 3.7 L/min, 1 gpm (US) 60psi

Product	Finish	Price	-10
SA11C	Chrome	\$ 618	\$ 641
SA11PN	Polished Nickel (PVD)	\$ 804	\$ 829

4-piece deck-mount tub filler with hand shower



- 1/2" inlet male
- Ceramic cartridge
- 1-jet hand shower/scale-free
- **38 L/min, 10 gpm (US) 60psi**



Product	Finish	Price	-
SA12C	Chrome	\$ 1385	-
SA12PN	Polished Nickel (PVD)	\$ 1764	-

3-piece Type T/P (thermostatic/pressure balance) coaxial deck-mount tub filler with hand shower

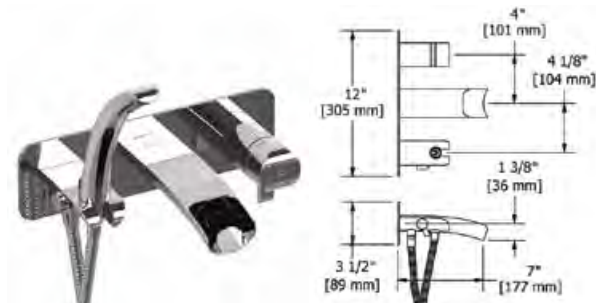


- 1/2" inlet male NPT
- Thermostatic/pressure balance coaxial cartridge with check valves
- 1-jet hand shower/scale-free
- **34 L/min, 9 gpm (US) 60psi**



Product	Finish	Price	-
SA17C	Chrome	\$ 1511	-
SA17PN	Polished Nickel (PVD)	\$ 1889	-

Wall-mount Type T/P (thermo/pressure balance) coaxial open spout tub filler with hand shower

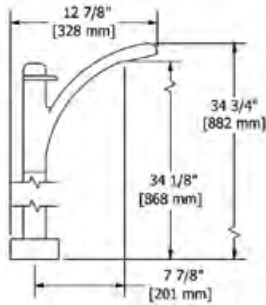


- 1/2" inlet female NPT
- Thermostatic/pressure balance coaxial cartridge with check valves
- 1-jet hand shower/scale-free
- 1 integrated volume control
- **41.5 L/min, 11 gpm (US) 60psi**



Product	Finish	Price	-
SA07C	Chrome	\$ 1764	-
SA07PN	Polished Nickel (PVD)	\$ 2394	-

Floor-mount Type T/P (thermostatic/pressure balance) coaxial tub filler with hand shower



cUPC®



- ½" inlet male NPT
- Thermostatic/pressure balance coaxial cartridge with check valves
- 1-jet hand shower/scale-free
- 2 parts: rough and trim
- 1 integrated volume control
- 2 check valves
- 41 L/min, 10.8 gpm (US) 60psi

Add **-EX** for **EXPANSION PEX** connection
Add **-SPEX** for **PEX** connection

Code	Finish	Price
SA37C	Chrome	\$ 2355
SA37PN	Polished Nickel (PVD)	\$ 3179

Floor-mount tub filler rough and trim



cUPC®

• ROUGH ONLY

Code	Description	Price
RHFS	½" male NPT connections	\$ 220
RHFS-SPEX	PEX connections	\$ 220
RHFS-EX	EXPANSION PEX connections	\$ 220

• TRIM ONLY

Code	Finish	Price
TSA37C	Chrome	\$ 2135
TSA37PN	Polished Nickel (PVD)	\$ 2959

Concrete floor, rough & trim installation box



cUPC®

• ROUGH ONLY

Code	Description	Price
RHBX-SPEX	PEX connections	\$ 442
RHBX-EX	EXPANSION PEX connections	\$ 442

• TRIM ONLY

Code	Finish	Price
TSA37C	Chrome	\$ 2135
TSA37PN	Polished Nickel (PVD)	\$ 2959

4-piece bidet faucet with integrated vacuum breaker



cUPC®



- ½" inlet male NPT
- Integrated vacuum breaker
- Ceramic cartridge
- Jet
- Pop-up drain

Code	Finish	Price
SA09C	Chrome	\$ 1154
SA09PN	Polished Nickel (PVD)	\$ 1617

Salomé

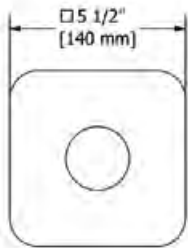


Type P (pressure balance) valve



R51	\$ 131	R51-SPEX	\$ 131	R51-EX	\$ 131
<ul style="list-style-type: none"> • Rough only • 1/2" inlet male NPT or sweat • 1/2" outlet male NPT or sweat • Service valves • Test cap • TXX51XX trim required to complete 		<ul style="list-style-type: none"> • Rough only • 1/2" inlet PEX • 1/2" shower outlet PEX • 3/4" bath outlet PEX or 1/2" sweat • Service valves • Test cap • TXX51XX trim required to complete 		<ul style="list-style-type: none"> • Rough only • 1/2" inlet EXPANSION PEX • 1/2" shower outlet EXPANSION PEX • 3/4" bath outlet EXPANSION PEX or 1/2" sweat • Service valves • Test cap • TXX51XX trim required to complete 	

Type P (pressure balance) valve and trim



• Trim only

Product	Price
TSA51C	\$ 255
TSA51PN	\$ 340

- 1/2" inlet male NPT or sweat
- 1/2" outlet male NPT or sweat
- Ceramic cartridge and balancing spool with check valves
- Service valves
- Double action: flow and temperature control
- 22 L/min, 5.8 gpm (US) 60psi

Add **-EX** for **EXPANSION PEX** connection

Add **-SPEX** for **PEX** connection

Product	Price
SA51C	\$ 386
SA51PN	\$ 471

UPC®



Connection examples



-SPEX

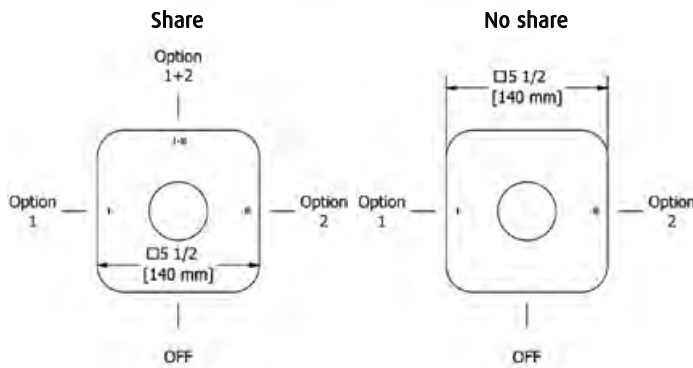
-EX

Riowise 2-way Type T/P (thermostatic/pressure balance) coaxial valve



R23	\$ 163	R23-SPEX	\$ 163	R23-EX	\$ 163
<ul style="list-style-type: none"> • Rough only • ½" inlet male NPT or sweat • Two ½" outlets male NPT or sweat • Service valves • Test cap • TXX23XX or TXX44XX trim required to complete 		<ul style="list-style-type: none"> • Rough only • ½" inlet PEX • Two ½" outlets PEX • Service valves • Test cap • TXX23XX or TXX44XX trim required to complete 		<ul style="list-style-type: none"> • Rough only • ½" inlet EXPANSION PEX • Two ½" outlets EXPANSION PEX • Service valves • Test cap • TXX23XX or TXX44XX trim required to complete 	

Riowise 2-way Type T/P (thermostatic/pressure balance) coaxial valve and trim



• Trim only

Product	No share*	Price
TSA23C	TSA44C	\$ 460
TSA23PN	TSA44PN	\$ 566

- ½" inlet male NPT or sweat
- Two ½" outlets male NPT or sweat
- Thermostatic/pressure balance coaxial cartridge with check valves
- 4 positions (OFF, 1, 1 and 2, 2) share
- 3 positions (OFF, 1, 2) no share *
- Service valves
- 24 L/min, 6.3 gpm (US) 60psi

Add -EX for EXPANSION PEX connection

Add -SPEX for PEX connection

Product	No share*	Price
SA23C	SA44C	\$ 623
SA23PN	SA44PN	\$ 729



Connection examples

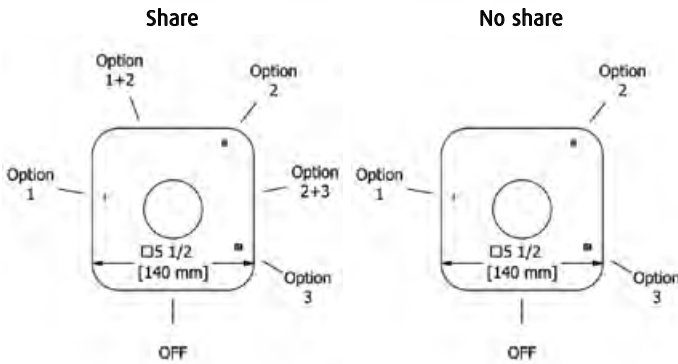


Riowise 3-way Type T/P (thermostatic/pressure balance) coaxial valve



R45	\$ 227	R45-SPEX	\$ 227	R45-EX	\$ 227
<ul style="list-style-type: none"> • Rough only • ½" inlet male NPT or sweat • Three ½" outlets male NPT or sweat • Service valves • Test cap • TXX45XX or TXX47XX trim to complete 		<ul style="list-style-type: none"> • Rough only • ½" inlet PEX • Three ½" outlets PEX • Service valves • Test cap • TXX45XX or TXX47XX trim to complete 		<ul style="list-style-type: none"> • Rough only • ½" inlet EXPANSION PEX • Three ½" outlets EXPANSION PEX • Service valves • Test cap • TXX45XX or TXX47XX trim to complete 	

Riowise 3-way Type T/P (thermostatic/pressure balance) coaxial valve and trim



• Trim only

Product	No share*	Price
TSA45C	TSA47C	\$ 432
TSA45PN	TSA47PN	\$ 550

- ½" inlet male NPT or sweat
- Three ½" outlets male NPT or sweat
- Thermostatic/pressure balance coaxial cartridge with check valves
- Service valves
- 6 positions (OFF, 1, 1 and 2, 2, 2 and 3, 3) share
- 4 positions (OFF, 1, 2, 3) no share*
- 24 L/min, 6.3 gpm (US) 60psi
- 19 L/min, 5.0 gpm (US) 60psi no share*

Add -EX for EXPANSION PEX connection


Add -SPEX for PEX connection

Product	No share*	Price
SA45C	SA47C	\$ 659
SA45PN	SA47PN	\$ 777

Connection examples



Riowise 4-way Type T/P (thermostatic/pressure balance) 3/4" coaxial valve

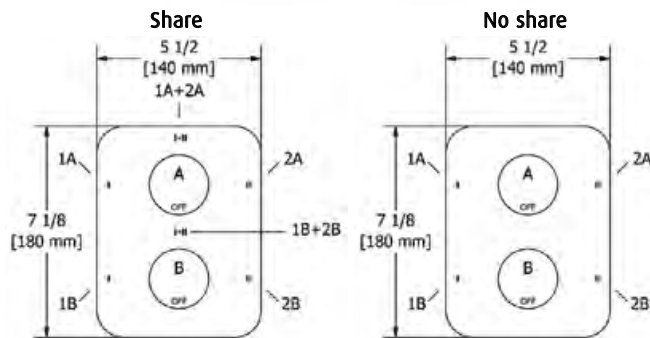


R46

\$ 348

- Rough only
- 3/4" inlet male NPT
- Must be supplied with minimum 3/4" PEX , 3/4" EXPANSION PEX or 1/2" copper
- Service valves
- Test cap
- Four 1/2" outlets female NPT
- TXX46XX or TXX88XX trim required to complete

Riowise 4-way Type T/P (thermostatic/pressure balance) 3/4" coaxial valve and trim



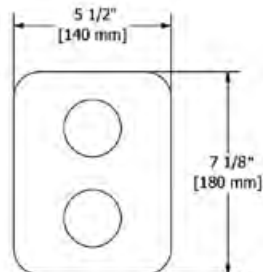
• Trim only

Product	No share*	Price
TSA46C	TSA88C	\$ 830
TSA46PN	TSA88PN	\$ 1005

- 3/4" inlet male NPT
- Must be supplied with minimum 3/4" PEX , 3/4" EXPANSION PEX or 1/2" copper
- 2 thermo/pressure balance coaxial cartridges with check valves
- 4 integrated volume controls
- **2 different temperatures**
- Service valves
- Four 1/2" outlets female NPT
- **38 L/min, 10 gpm (US) 60psi**
- **37 L/min, 9.8 gpm (US) 60psi no share ***

Product	No share*	Price
SA46C	SA88C	\$ 1178
SA46PN	SA88PN	\$ 1353

3/4" high performance Type T/P (thermostatic/pressure balance) coaxial complete valve



- 3/4" inlet male NPT, dedicated main water supply required
- 2 thermo/pressure balance coaxial cartridges with check valves
- 2 integrated volume controls
- **2 different temperatures**
- 4 outlets: two 1/2" outlets male NPT and two 3/4" outlets male NPT or 1/2" female NPT
- Service valves
- **76 L/min, 20 gpm (US) 60psi**

Code	Finish	Price
SA83C	Chrome	\$ 1334
SA83PN	Polished Nickel (PVD)	\$ 1511

Salomé



Suggested assemblies

Assembly #54SA



UPC®



Description	Code	C	PN
Type P valve trim	TSA51	\$ 255	\$ 340
Type P valve rough	R51 ¹	\$ 131	\$ 131
Hand shower rail	7007	\$ 453	\$ 755
Elbow supply	772	\$ 79	\$ 106
Total		\$ 918	\$ 1332

1. Add *-SPEX* for PEX connection and *-EX* for Expansion PEX connection

Assembly #4744SA



UPC®



Description	Code	C	PN
2-way no share Type T/P coaxial valve trim	TSA44	\$ 460	\$ 566
2-way Type T/P coaxial valve rough	R23 ¹	\$ 163	\$ 163
2-jet shower head with arm	376	\$ 188	\$ 235
Open wall-mount tub spout	SA80 ⁴	\$ 345	\$ 504
Total		\$ 1156	\$ 1468

1. Add *-SPEX* for PEX connection and *-EX* for Expansion PEX connection

4. These items must be ordered at the same time as the valve rough

Other components available in *Bath and Shower Components* section.

Salomé



Suggested assemblies

Assembly #323SA



UPC®



Description	Code	C	PN
2-way Type T/P coaxial valve trim	TSA23	\$ 460	\$ 566
2-way Type T/P coaxial valve rough	R23 ¹	\$ 163	\$ 163
Hand shower rail	7007	\$ 453	\$ 755
20 cm (8") shower head	478	\$ 328	\$ 458
40 cm (16") shower arm	574	\$ 107	\$ 144
Elbow supply	772	\$ 79	\$ 106
Total		\$ 1590	\$ 2192

1. Add *-SPEX* for PEX connection and *-EX* for Expansion PEX connection

Assembly #1345SA



UPC®



Description	Code	C	PN
3-way Type T/P coaxial valve trim	TSA45	\$ 432	\$ 550
3-way Type T/P coaxial valve rough	R45 ¹	\$ 227	\$ 227
Hand shower rail	7007	\$ 453	\$ 755
20 cm (8") shower head	478	\$ 328	\$ 458
50 cm (20") shower arm	573	\$ 124	\$ 173
Elbow supply	772	\$ 79	\$ 106
Open wall-mount tub spout	SA80 ⁴	\$ 345	\$ 504
Total		\$ 1988	\$ 2773

1. Add *-SPEX* for PEX connection and *-EX* for Expansion PEX connection
4. These items must be ordered at the same time as the valve rough

Other components available in *Bath and Shower Components* section.

Salomé



Suggested assemblies

Assembly #446SA



UPC®



Description	Code	C	PN
4-way Type T/P coaxial valve trim	TSA46	\$ 830	\$ 1005
4-way Type T/P ¾" coaxial valve rough	R46	\$ 348	\$ 348
Hand shower rail	7007	\$ 453	\$ 755
20 cm (8") shower head	478	\$ 328	\$ 458
40 cm (16") shower arm	574	\$ 107	\$ 144
Body jet	377(x4)	\$ 512	\$ 760
Elbow supply	772	\$ 79	\$ 106
Total		\$ 2657	\$ 3576

Assembly #783SA



UPC®



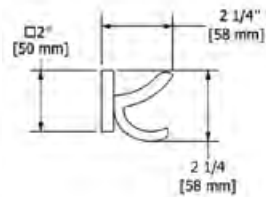
Description	Code	C
4-way Type T/P ¾" coaxial complete valve	SA83	\$ 1334
Hand shower rail	7007(x2)	\$ 906
30 cm (12") shower head	482	\$ 552
40 cm (16") shower arm	574	\$ 107
Spin tile body jet	379 ⁴ (x4)	\$ 1100
Elbow supply with shut-off valve	777 (x2)	\$ 276
Total		\$ 4275

4. These items must be ordered at the same time as the valve rough

Other components available in *Bath and Shower Components* section.

Salomé accessories

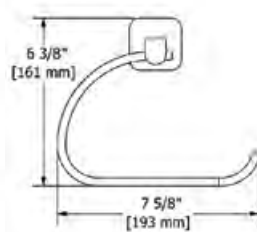
Robe hook



- 4 anchor points

Code	Finish	Price
SA0C	Chrome	\$ 61
SA0PN	Polished Nickel (PVD)	\$ 86

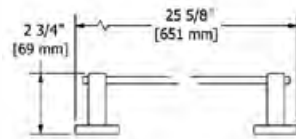
Paper holder



- 4 anchor points

Code	Finish	Price
SA3C	Chrome	\$ 104
SA3PN	Polished Nickel (PVD)	\$ 157

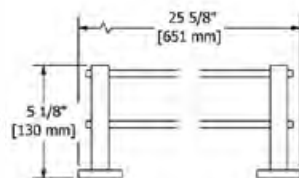
24" towel bar



- 4 anchor points

Code	Finish	Price
SA5C	Chrome	\$ 162
SA5PN	Polished Nickel (PVD)	\$ 226

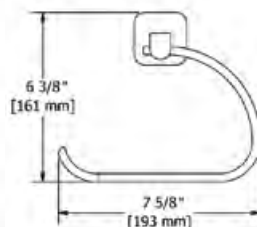
24" double towel bar



- 4 anchor points

Code	Finish	Price
SA6C	Chrome	\$ 238
SA6PN	Polished Nickel (PVD)	\$ 326

Towel ring



- 4 anchor points

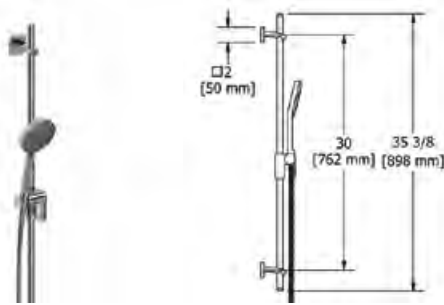
Code	Finish	Price
SA7C	Chrome	\$ 104
SA7PN	Polished Nickel (PVD)	\$ 157

Salomé



Bath and shower components

Hand shower rail



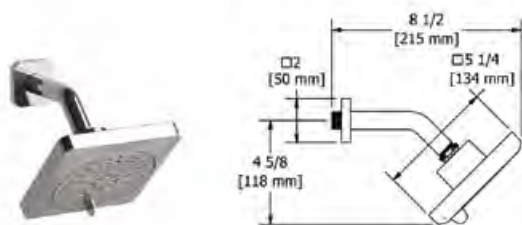
- Easy-Glide left cursor
- 4370, 2-jet hand shower
- Ø19 mm (¾") slide bar
- Scale-free
- 150 cm (59") double interlock flexible hose, **swivel** and 2 check valves
- **7.6 L/min, 2.0 gpm (US) 60psi**

cUPC®

• Add -15 for flow rate 5.69 L/min, 1.5 gpm (US) 60psi

Product	Finish	Price	-15
7007C	Chrome	\$ 453	\$ 465
7007PN	Polished Nickel (PVD)	\$ 755	\$ 767

2-jet shower head with arm



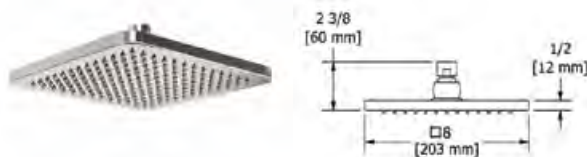
- Six positions
- 2 jets: luxurious, invigorating
- Scale-free
- **Swivel**
- Shower arm with Salome flange with set screw
- **7.6 L/min, 2.0 gpm (US) 60psi**

cUPC®

• Add -15 for flow rate 5.69 L/min, 1.5 gpm (US) 60psi

Product	Finish	Price	-15
376C	Chrome	\$ 188	\$ 198
376PN	Polished Nickel (PVD)	\$ 235	\$ 247

8" shower head



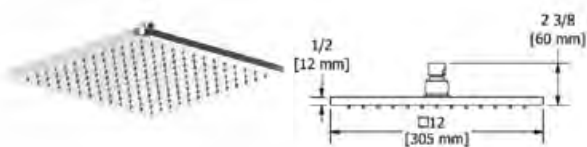
- ½" inlet female
- Scale-free
- **Swivel**
- **7.6 L/min, 2.0 gpm (US) 60psi**

cUPC®

• Add -15 for flow rate 5.69 L/min, 1.5 gpm (US) 60psi

Product	Finish	Price	-15
478C	Chrome	\$ 328	\$ 340
478PN	Polished Nickel (PVD)	\$ 458	\$ 470

12" shower head



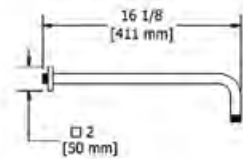
- ½" inlet female
- Scale-free
- **Swivel**
- **7.6 L/min, 2.0 gpm (US) 60psi**

cUPC®

Product	Finish	Price	-
482C	Chrome	\$ 552	-
482PN	Polished Nickel (PVD)	\$ 669	-

Bath and shower components


16" shower arm



- 1/2" inlet male NPT
- Shower arm with Salome flange with set screw

Code	Finish	Price
574C	Chrome	\$ 107
574PN	Polished Nickel (PVD)	\$ 144

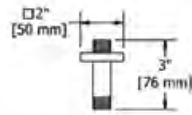
20" shower arm



- 1/2" inlet male NPT
- Shower arm with Salome flange with set screw

Code	Finish	Price
573C	Chrome	\$ 124
573PN	Polished Nickel (PVD)	\$ 173

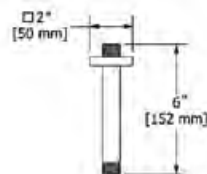
3" vertical shower arm



- 1/2" inlet male NPT
- Shower arm with Salome flange with set screw

Code	Finish	Price
579C	Chrome	\$ 61
579PN	Polished Nickel (PVD)	\$ 78

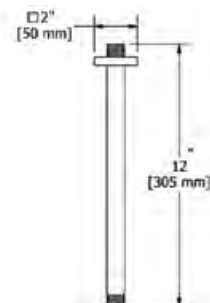
6" vertical shower arm



- 1/2" inlet male NPT
- Shower arm with Salome flange with set screw

Code	Finish	Price
578C	Chrome	\$ 70
578PN	Polished Nickel (PVD)	\$ 92

12" vertical shower arm

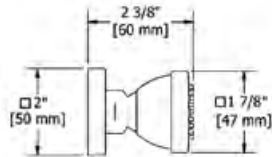


- 1/2" inlet male NPT
- Shower arm with Salome flange with set screw

Code	Finish	Price
577C	Chrome	\$ 91
577PN	Polished Nickel (PVD)	\$ 124

Bath and shower components

Body jet

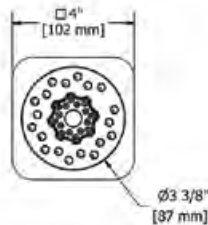


cUPC®

- ½" inlet female NPT
- Directional
- Scale-free
- 2 à/to 6 L/min, 0.5 à/to 1.6 gpm (US) 60psi

Code	Finish	Price
377C	Chrome	\$ 128
377PN	Polished Nickel (PVD)	\$ 190

2-jet tile body jet

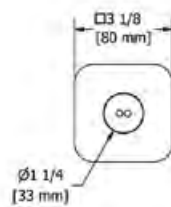


cUPC®

- ½" inlet male NPT
- Directional
- 2-jet
- Scale-free
- 6.2 L/min, 1.6 gpm (US) 60psi

Code	Finish	Price
371C	Chrome	\$ 138

Spin tile body jet



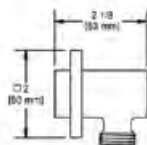
cUPC®

- ½" inlet male NPT
- Rotating jet
- **Special rough included**
- 3.7 L/min, 1 gpm (US) 60psi

* Must be ordered at the same time as the valve rough

Code	Finish	Price
379C	Chrome	\$ 275

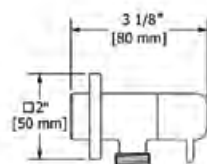
Elbow supply



- ½" inlet female NPT
- ½" outlet male
- Adjustable depth

Code	Finish	Price
772C	Chrome	\$ 79
772PN	Polished Nickel (PVD)	\$ 106

Elbow supply with shut-off valve



cUPC®

- ½" inlet female NPT
- Ceramic cartridge
- ½" outlet male
- Adjustable depth

Code	Finish	Price
777C	Chrome	\$ 138
777PN	Polished Nickel (PVD)	\$ 201

Salomé



Bath and shower components

Open wall-mount tub spout rough and trim



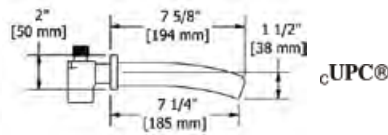
• ROUGH ONLY

Code	Description	Price
RH80	—	\$ 63

• TRIM ONLY

Code	Finish	Price
TSA80C	Chrome	\$ 282
TSA80PN	Polished Nickel (PVD)	\$ 441

Open wall-mount tub spout



- 1/2" inlet male NPT
- Special rough included

* Must be ordered at the same time as the valve rough

Code	Finish	Price
SA80C	Chrome	\$ 345
SA80PN	Polished Nickel (PVD)	\$ 504



RETRO

BATHROOMS/SALLE DE BAINS

RETRO

AVAILABLE FINISHES | CHOIX DE FINIS



C

Chrome



BN

Brushed Nickel
Nickel brossé



PN

Polished Nickel
Nickel poli

Some products are not available in all the illustrated finishes.

Certains produits ne sont pas disponibles dans tous les finis illustrés.

AVAILABLE HANDLES | CHOIX DE POIGNÉES



L



X



+

Not all products offer handle options.

Certains produits n'ont pas de choix de poignées.

ACCESSORIES | ACCESSOIRES

RETRO



Robe Hook
Crochet



Paper Holder
Porte-papier



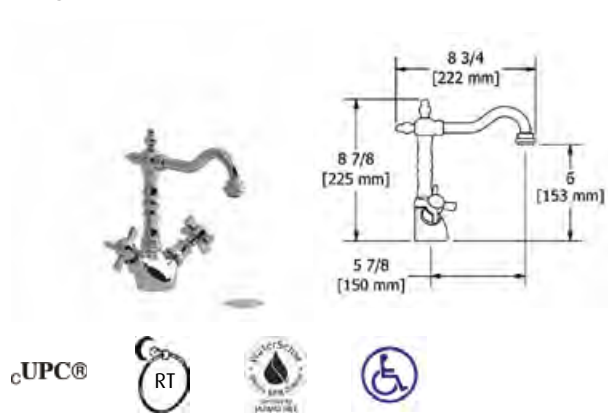
Towel Ring
Anneau à serviette



Towel Bar
Porte-serviette

More models available | *D'autres modèles sont disponibles*

Single hole lavatory faucet

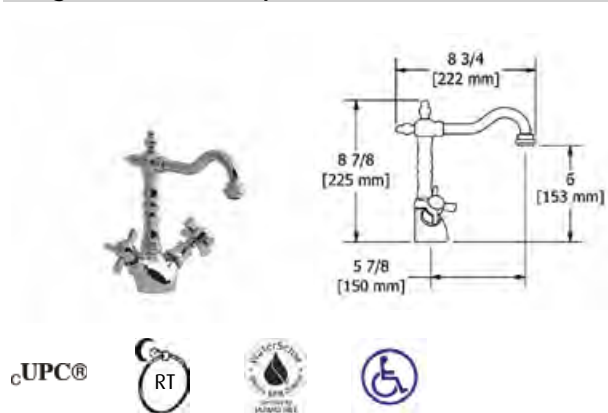


- 3/8" speedway compression
- Ceramic cartridge
- Push drain
- *Jan. 2020 : gpm will decrease to meet new regulations
- **5.7 L/min, 1.5 gpm (US) 60psi**

- Add -05 for flow rate 1.9 L/min, 0.5 gpm (US) 60psi
- Add -10 for flow rate 3.7 L/min, 1 gpm (US) 60psi

Product	Finish	Price	-05/-10
RT01XC	Chrome	\$ 541	\$ 552
RT01XBN	Brushed Nickel (PVD)	\$ 729	\$ 740

Single hole lavatory faucet

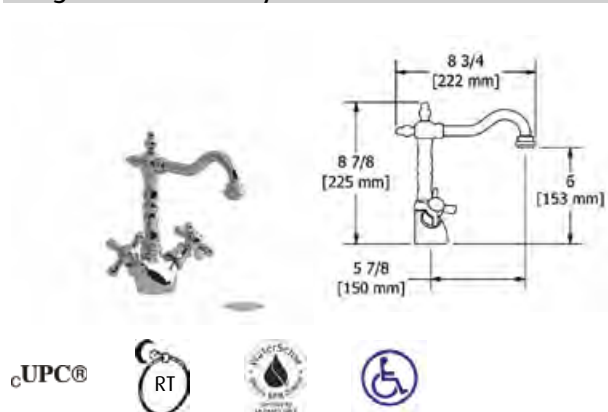


- 3/8" speedway compression
- Ceramic cartridge
- **No drain**
- *Jan. 2020 : gpm will decrease to meet new regulations
- **5.7 L/min, 1.5 gpm (US) 60psi**

- Add -05 for flow rate 1.9 L/min, 0.5 gpm (US) 60psi
- Add -10 for flow rate 3.7 L/min, 1 gpm (US) 60psi

Product	Finish	Price	-05/-10
RT00XC	Chrome	\$ 517	\$ 529
RT00XBN	Brushed Nickel (PVD)	\$ 689	\$ 701

Single hole lavatory faucet

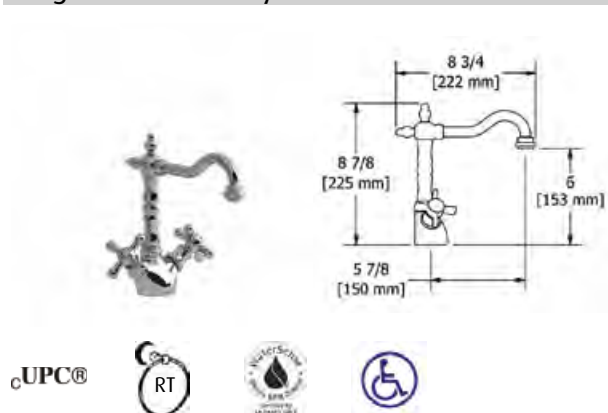


- 3/8" speedway compression
- Ceramic cartridge
- Push drain
- *Jan. 2020 : gpm will decrease to meet new regulations
- **5.7 L/min, 1.5 gpm (US) 60psi**

- Add -05 for flow rate 1.9 L/min, 0.5 gpm (US) 60psi
- Add -10 for flow rate 3.7 L/min, 1 gpm (US) 60psi

Product	Finish	Price	-05/-10
RT01+C	Chrome	\$ 541	\$ 552
RT01+BN	Brushed Nickel (PVD)	\$ 729	\$ 740

Single hole lavatory faucet

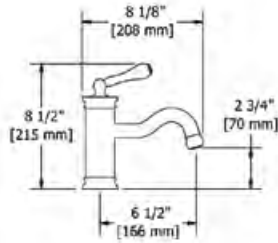


- 3/8" speedway compression
- Ceramic cartridge
- **No drain**
- *Jan. 2020 : gpm will decrease to meet new regulations
- **5.7 L/min, 1.5 gpm (US) 60psi**

- Add -05 for flow rate 1.9 L/min, 0.5 gpm (US) 60psi
- Add -10 for flow rate 3.7 L/min, 1 gpm (US) 60psi

Product	Finish	Price	-05/-10
RT00+C	Chrome	\$ 517	\$ 529
RT00+BN	Brushed Nickel (PVD)	\$ 689	\$ 701

Single hole lavatory faucet



- 3/8" speedway compression
- Ceramic cartridge
- Push drain
- *Jan. 2020 : gpm will decrease to meet new regulations
- **5.7 L/min, 1.5 gpm (US) 60psi**

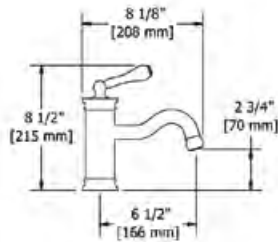
- Add -05 for flow rate 1.9 L/min, 0.5 gpm (US) 60psi
- Add -10 for flow rate 3.7 L/min, 1 gpm (US) 60psi

Product	Finish	Price	-05/-10
AS01C	Chrome	\$ 517	\$ 529
AS01BN	Brushed Nickel (PVD)	\$ 706	\$ 718
AS01PN	Polished Nickel (PVD)	\$ 706	\$ 718

cUPC®



Single hole lavatory faucet



- 3/8" speedway compression
- Ceramic cartridge
- **No drain**
- *Jan. 2020 : gpm will decrease to meet new regulations
- **5.7 L/min, 1.5 gpm (US) 60psi**

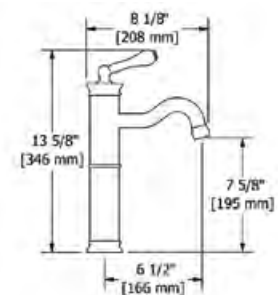
- Add -05 for flow rate 1.9 L/min, 0.5 gpm (US) 60psi
- Add -10 for flow rate 3.7 L/min, 1 gpm (US) 60psi

Product	Finish	Price	-05/-10
AS00C	Chrome	\$ 493	\$ 507
AS00BN	Brushed Nickel (PVD)	\$ 665	\$ 675
AS00PN	Polished Nickel (PVD)	\$ 665	\$ 675

cUPC®



Single hole lavatory faucet



- 3/8" speedway compression
- Ceramic cartridge
- **No drain**
- *Jan. 2020 : gpm will decrease to meet new regulations
- **5.7 L/min, 1.5 gpm (US) 60psi**

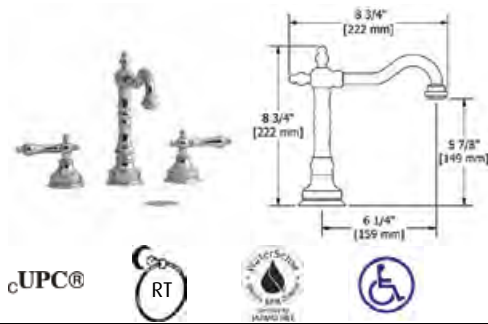
- Add -05 for flow rate 1.9 L/min, 0.5 gpm (US) 60psi
- Add -10 for flow rate 3.7 L/min, 1 gpm (US) 60psi

Product	Finish	Price	-05/-10
AL01C	Chrome	\$ 535	\$ 548
AL01BN	Brushed Nickel (PVD)	\$ 753	\$ 765
AL01PN	Polished Nickel (PVD)	\$ 753	\$ 765

cUPC®



8" lavatory faucet

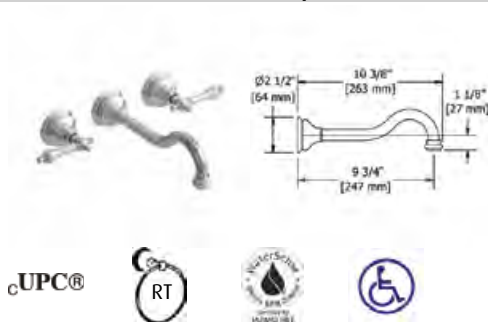


- 3/8" speedway compression
- Ceramic cartridge
- Push drain
- *Jan. 2020 : gpm will decrease to meet new regulations
- 5.7 L/min, 1.5 gpm (US) 60psi

- Add -05 for flow rate 1.9 L/min, 0.5 gpm (US) 60psi
- Add -10 for flow rate 3.7 L/min, 1 gpm (US) 60psi

Product	Finish	Price	-05/-10
RT08LC	Chrome	\$ 777	\$ 787
RT08LBN	Brushed Nickel (PVD)	\$ 1001	\$ 1013
RT08LPN	Polished Nickel (PVD)	\$ 1001	\$ 1013

8" wall-mount lavatory faucet

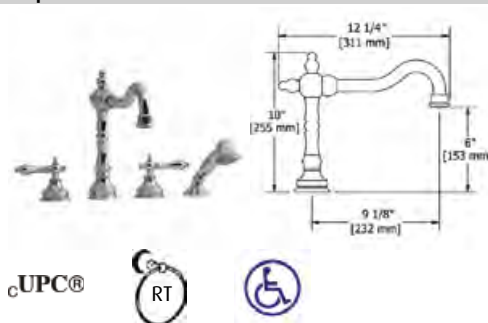


- 1/2" inlet female NPT
- Ceramic cartridge
- No drain
- *Jan. 2020 : gpm will decrease to meet new regulations
- 5.7 L/min, 1.5 gpm (US) 60psi

- Add -05 for flow rate 1.9 L/min, 0.5 gpm (US) 60psi
- Add -10 for flow rate 3.7 L/min, 1 gpm (US) 60psi

Product	Finish	Price	-05/-10
RT03LC	Chrome	\$ 783	\$ 794
RT03LBN	Brushed Nickel (PVD)	\$ 941	\$ 953
RT03LPN	Polished Nickel (PVD)	\$ 941	\$ 953

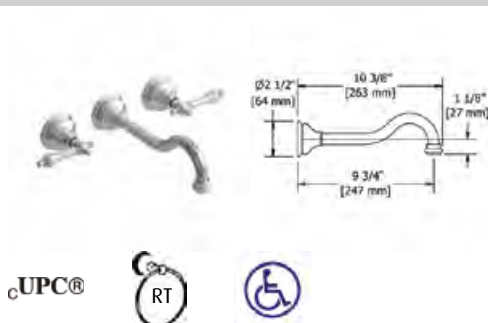
4-piece deck-mount tub filler with hand shower



- 1/2" inlet male
- Ceramic cartridge
- Swivel spout
- 1-jet hand shower
- 41.5 L/min, 11 gpm (US) 60psi

Product	Finish	Price	-
RT12LC	Chrome	\$ 1013	-
RT12LBN	Brushed Nickel (PVD)	\$ 1295	-
RT12LPN	Polished Nickel (PVD)	\$ 1295	-

8" wall-mount tub filler



- 1/2" inlet female NPT
- Ceramic cartridge
- 40 L/min, 10.5 gpm (US) 60psi

Product	Finish	Price	-
RT05LC	Chrome	\$ 783	-
RT05LBN	Brushed Nickel (PVD)	\$ 941	-
RT05LPN	Polished Nickel (PVD)	\$ 941	-

Personalize your faucet with our handle options



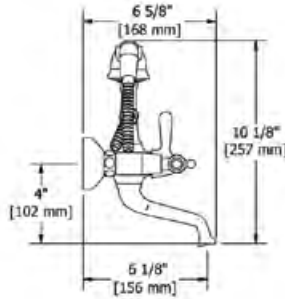
EX.:

RT__LC

RT__XC

RT__+C

6" tub filler with hand shower



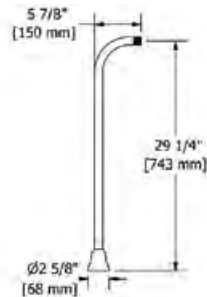
cUPC®



- 3/4" inlet female
- 1/2" male X 3/4" male elbow adaptor
- 1-jet hand shower
- Ceramic cartridge
- 2 check valves
- 44 L/min, 11.6 gpm (US) 60psi

Code	Finish	Price
RT06LC	Chrome	\$ 646
RT06LBN	Brushed Nickel (PVD)	\$ 883
RT06LPN	Polished Nickel (PVD)	\$ 883

30" high floor riser pair

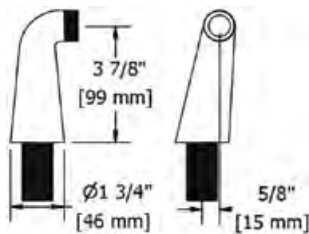


cUPC®

- 1/2" inlet female NPT
- 3/4" outlet male
- Pair
- 2 parts: rough and trim
- Round flange

Code	Finish	Price
TU33C	Chrome	\$ 603
TU33BN	Brushed Nickel (PVD)	\$ 870
TU33PN	Polished Nickel (PVD)	\$ 870

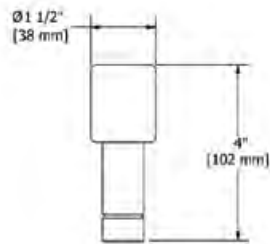
4" high deck-mount riser pair, 1/2" off-set



- 1/2" inlet female NPT
- 3/4" outlet male
- Pair

Code	Finish	Price
TU99C	Chrome	\$ 147
TU99BN	Brushed Nickel (PVD)	\$ 212
TU99PN	Polished Nickel (PVD)	\$ 212

3 1/2" pair of extensions for TU33



- 3/4" male NPT x 3/4" female NPT
- Pair

Code	Finish	Price
EXTTU33C	Chrome	\$ 84
EXTTU33BN	Brushed Nickel (PVD)	\$ 99

Personalize your faucet with our handle options



EX.:

RT__LC

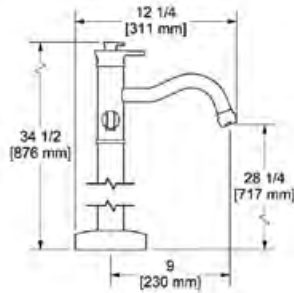


RT__XC



RT__ + C

2-way Type T (thermostatic) coaxial floor-mount tub filler with hand shower



cUPC®



- 1/2" inlet male NPT
- Thermostatic coaxial cartridge with check valves
- 1-jet hand shower
- 2 parts: rough and trim
- 2 check valves
- 23 L/min, 6.0 gpm (US) 60psi

Add -EX for EXPANSION PEX connection
Add -SPEX for PEX connection

Code	Finish	Price
AT39C	Chrome	\$ 1884
AT39BN	Brushed Nickel (PVD)	\$ 2708
AT39PN	Polished Nickel (PVD)	\$ 2708

Floor-mount tub filler rough and trim



cUPC®

• ROUGH ONLY

Code	Description	Price
RHFS	1/2" male NPT connections	\$ 220
RHFS-SPEX	PEX connections	\$ 220
RHFS-EX	EXPANSION PEX connections	\$ 220

• TRIM ONLY

Code	Finish	Price
TAT39C	Chrome	\$ 1664
TAT39BN	Brushed Nickel (PVD)	\$ 2488
TAT39PN	Polished Nickel (PVD)	\$ 2488

Concrete floor, rough & trim installation box



cUPC®

• ROUGH ONLY

Code	Description	Price
RHBX-SPEX	PEX connections	\$ 442
RHBX-EX	EXPANSION PEX connections	\$ 442

• TRIM ONLY

Code	Finish	Price
TAT39C	Chrome	\$ 1664
TAT39BN	Brushed Nickel (PVD)	\$ 2488
TAT39PN	Polished Nickel (PVD)	\$ 2488

4-piece bidet faucet with integrated vacuum breaker



cUPC®



- 1/2" inlet male NPT
- Integrated vacuum breaker
- Ceramic cartridge
- Jet
- Pop-up drain

Code	Finish	Price
RT09LC	Chrome	\$ 870
RT09LBN	Brushed Nickel (PVD)	\$ 1059
RT09LPN	Polished Nickel (PVD)	\$ 1059

Retro

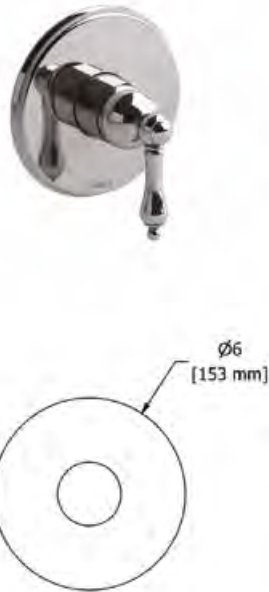


Type P (pressure balance) valve



R51	\$ 131	R51-SPEX	\$ 131	R51-EX	\$ 131
<ul style="list-style-type: none"> • Rough only • 1/2" inlet male NPT or sweat • 1/2" outlet male NPT or sweat • Service valves • Test cap • TXX51XX trim required to complete 		<ul style="list-style-type: none"> • Rough only • 1/2" inlet PEX • 1/2" shower outlet PEX • 3/4" bath outlet PEX or 1/2" sweat • Service valves • Test cap • TXX51XX trim required to complete 		<ul style="list-style-type: none"> • Rough only • 1/2" inlet EXPANSION PEX • 1/2" shower outlet EXPANSION PEX • 3/4" bath outlet EXPANSION PEX or 1/2" sweat • Service valves • Test cap • TXX51XX trim required to complete 	

Type P (pressure balance) valve and trim



• Trim only

Product	Price
TRT51C	\$ 222
TRT51BN	\$ 311
TRT51PN	\$ 311

- 1/2" inlet male NPT or sweat
- 1/2" outlet male NPT or sweat
- Ceramic cartridge and balancing spool with check valves
- Service valves
- Double action: flow and temperature control
- 22 L/min, 5.8 gpm (US) 60psi

Add **-EX** for **EXPANSION PEX** connection

Add **-SPEX** for **PEX** connection

Product	Price
RT51C	\$ 353
RT51BN	\$ 442
RT51PN	\$ 442

cUPC®



Connection examples



Retro

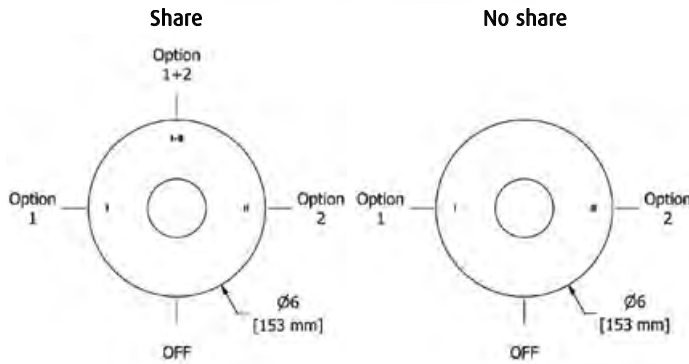


Riowise 2-way Type T/P (thermostatic/pressure balance) coaxial valve



R23	\$ 163	R23-SPEX	\$ 163	R23-EX	\$ 163
<ul style="list-style-type: none"> • Rough only • ½" inlet male NPT or sweat • Two ½" outlets male NPT or sweat • Service valves • Test cap • TXX23XX or TXX44XX trim required to complete 		<ul style="list-style-type: none"> • Rough only • ½" inlet PEX • Two ½" outlets PEX • Service valves • Test cap • TXX23XX or TXX44XX trim required to complete 		<ul style="list-style-type: none"> • Rough only • ½" inlet EXPANSION PEX • Two ½" outlets EXPANSION PEX • Service valves • Test cap • TXX23XX or TXX44XX trim required to complete 	

Riowise 2-way Type T/P (thermostatic/pressure balance) coaxial valve and trim



• Trim only

Product	No share*	Price
TRT23C	TRT44C	\$ 389
TRT23BN	TRT44BN	\$ 472
TRT23PN	TRT44PN	\$ 472


- ½" inlet male NPT or sweat
- Two ½" outlets male NPT or sweat
- Thermostatic/pressure balance coaxial cartridge with check valves
- 4 positions (OFF, 1, 1 and 2, 2) share
- 3 positions (OFF, 1, 2) no share *
- Service valves
- 24 L/min, 6.3 gpm (US) 60psi

Add **-EX** for **EXPANSION PEX** connection
 Add **-SPEX** for **PEX** connection

Product	No share*	Price
RT23C	RT44C	\$ 552
RT23BN	RT44BN	\$ 635
RT23PN	RT44PN	\$ 635



Personalize your faucet with our handle options



Retro

Riowise 3-way Type T/P (thermostatic/pressure balance) coaxial valve



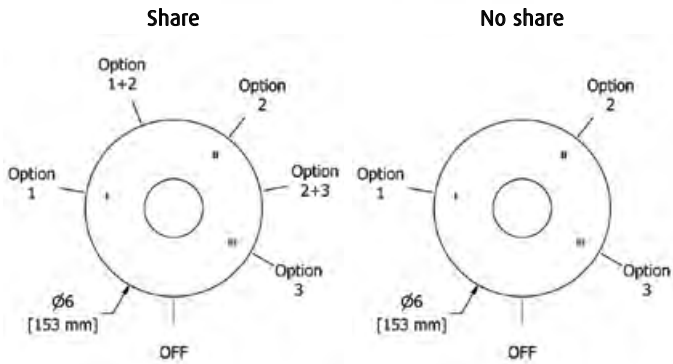
R45	\$ 227	R45-SPEX	\$ 227	R45-EX	\$ 227
<ul style="list-style-type: none"> • Rough only • ½" inlet male NPT or sweat • Three ½" outlets male NPT or sweat • Service valves • Test cap • TXX45XX or TXX47XX trim to complete 		<ul style="list-style-type: none"> • Rough only • ½" inlet PEX • Three ½" outlets PEX • Service valves • Test cap • TXX45XX or TXX47XX trim to complete 		<ul style="list-style-type: none"> • Rough only • ½" inlet EXPANSION PEX • Three ½" outlets EXPANSION PEX • Service valves • Test cap • TXX45XX or TXX47XX trim to complete 	

Riowise 3-way Type T/P (thermostatic/pressure balance) coaxial valve and trim



• Trim only

Product	No share*	Price
TRT45C	TRT47C	\$ 379
TRT45BN	TRT47BN	\$ 479
TRT45PN	TRT47PN	\$ 479



- ½" inlet male NPT or sweat
- Three ½" outlets male NPT or sweat
- Thermostatic/pressure balance coaxial cartridge with check valves
- Service valves
- 6 positions (OFF, 1, 1 and 2, 2, 2 and 3, 3) share
- 4 positions (OFF, 1, 2, 3) no share *
- 24 L/min, 6.3 gpm (US) 60psi
- 19 L/min, 5.0 gpm (US) 60psi no share *

Add **-EX** for **EXPANSION PEX** connection
 Add **-SPEX** for **PEX** connection

Product	No share*	Price
RT45C	RT47C	\$ 606
RT45BN	RT47BN	\$ 706
RT45PN	RT47PN	\$ 706


Personalize your faucet with our handle options



Retro



Riowise 4-way Type T/P (thermostatic/pressure balance) 3/4" coaxial valve

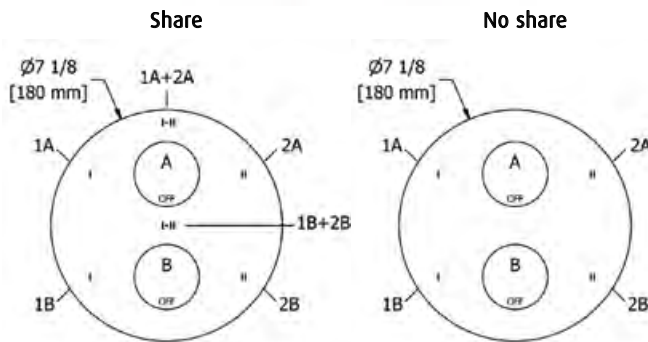


R46

\$ 348

- Rough only
- 3/4" inlet male NPT
- Must be supplied with minimum 3/4" PEX , 3/4" EXPANSION PEX or 1/2" copper
- Service valves
- Test cap
- Four 1/2" outlets female NPT
- TXX46XX or TXX88XX trim required to complete

Riowise 4-way Type T/P (thermostatic/pressure balance) 3/4" coaxial valve and trim



• Trim only

Product	No share*	Price
TRT46C	TRT88C	\$ 711
TRT46BN	TRT88BN	\$ 868
TRT46PN	TRT88PN	\$ 868

- 3/4" inlet male NPT
- Must be supplied with minimum 3/4" PEX , 3/4" EXPANSION PEX or 1/2" copper
- 2 thermo/pressure balance coaxial cartridges with check valves
- 4 integrated volume controls
- **2 different temperatures**
- Service valves
- Four 1/2" outlets female NPT
- **38 L/min, 10 gpm (US) 60psi**
- **37 L/min, 9.8 gpm (US) 60psi no share ***

Product	No share*	Price
RT46C	RT88C	\$ 1059
RT46BN	RT88BN	\$ 1216
RT46PN	RT88PN	\$ 1216

Personalize your faucet with our handle options



RT __ C

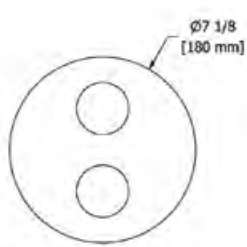
RT __ +C

Retro



4-way Type T/P (thermostatic/pressure balance) 3/4" coaxial valve

3/4" high performance **Type T/P** (thermostatic/pressure balance) coaxial complete valve



cUPC®



- 3/4" inlet male NPT, dedicated main water supply required
- 2 thermo/pressure balance coaxial cartridges with check valves
- 2 integrated volume controls
- **2 different temperatures**
- 4 outlets: two 1/2" outlets male NPT and two 3/4" outlets male NPT or 1/2" female NPT
- Service valves
- **76 L/min, 20 gpm (US) 60psi**

Code	Finish	Price
RT83C	Chrome	\$ 1178
RT83BN	Brushed Nickel (PVD)	\$ 1366
RT83PN	Polished Nickel (PVD)	\$ 1366

Personalize your faucet with our handle options



RT __ C



RT __ +C

Retro



Suggested assemblies

Assembly #54RT



Description	Code	C	BN	PN
Type P valve trim	TRT51	\$ 222	\$ 311	\$ 311
Type P valve rough	R51 ¹	\$ 131	\$ 131	\$ 131
Hand shower rail	6006	\$ 195	\$ 322	\$ 322
Elbow supply	747	\$ 35	\$ 58	\$ 58
Total		\$ 583	\$ 822	\$ 822

1. Add -SPEX for PEX connection and -EX for Expansion PEX connection

UPC®



Assembly #4744RT



Description	Code	C	BN	PN
2-way no share Type T/P coaxial valve trim	TRT44 ²	\$ 389	\$ 472	\$ 472
2-way Type T/P coaxial valve rough	R23 ¹	\$ 163	\$ 163	\$ 163
3-jet shower head with arm	308	\$ 50	\$ 81	\$ 81
Open wall-mount tub spout	ATOP80 ⁴	\$ 270	\$ 365	\$ 365
Total		\$ 872	\$ 1081	\$ 1081

UPC®

1. Add -SPEX for PEX connection and -EX for Expansion PEX connection
 2. Add + for Cross Handle Valve
 4. These items must be ordered at the same time as the valve rough



Other components available in *Bath and Shower Components* section.

Retro



Suggested assemblies

Assembly #323RT



Description	Code	C	BN	PN
2-way Type T/P coaxial valve trim	TRT23 ²	\$ 389	\$ 472	\$ 472
2-way Type T/P coaxial valve rough	R23 ¹	\$ 163	\$ 163	\$ 163
Hand shower rail	6006	\$ 195	\$ 322	\$ 322
20 cm (8") shower head	408	\$ 218	\$ 258	\$ 258
40 cm (16") shower arm	584	\$ 114	\$ 169	\$ 169
Elbow supply	747	\$ 35	\$ 58	\$ 58
Total		\$ 1114	\$ 1442	\$ 1442

UPC®

1. Add -SPEX for PEX connection and -EX for Expansion PEX connection
2. Add + for Cross Handle Valve



Assembly #1345RT



Description	Code	C	BN	PN
3-way Type T/P coaxial valve trim	TRT45 ²	\$ 379	\$ 479	\$ 479
3-way Type T/P coaxial valve rough	R45 ¹	\$ 227	\$ 227	\$ 227
Hand shower rail	6006	\$ 195	\$ 322	\$ 322
20 cm (8") shower head	408	\$ 218	\$ 258	\$ 258
50 cm (20") shower arm	583	\$ 128	\$ 194	\$ 194
UPC® Elbow supply	747	\$ 35	\$ 58	\$ 58
Open wall-mount tub spout	ATOP80 ⁴	\$ 270	\$ 365	\$ 365
Total		\$ 1452	\$ 1903	\$ 1903

UPC®

1. Add -SPEX for PEX connection and -EX for Expansion PEX connection
2. Add + for Cross Handle Valve
4. These items must be ordered at the same time as the valve rough



Other components available in *Bath and Shower Components* section.

Retro



Suggested assemblies

Assembly #446RT



Description	Code	C	BN	PN
4-way Type T/P coaxial valve trim	TRT46 ²	\$ 711	\$ 868	\$ 868
4-way Type T/P 3/4" coaxial rough	R46	\$ 348	\$ 348	\$ 348
Hand shower rail	6006	\$ 195	\$ 322	\$ 322
20 cm (8") shower head	408	\$ 218	\$ 258	\$ 258
40 cm (16") shower arm	584	\$ 114	\$ 169	\$ 169
UPC® Body jet	327(x4)	\$ 352	\$ 512	\$ 512
Elbow supply	747	\$ 35	\$ 58	\$ 58
Total		\$ 1973	\$ 2535	\$ 2535

2. Add + for Cross Handle Valve



Assembly #783RT



Description	Code	C
4-way Type T/P 3/4" coaxial complete valve	RT83 ²	\$ 1178
Hand shower rail	6006(x2)	\$ 390
32 cm (13") shower head	412	\$ 507
40 cm (16") shower arm	584	\$ 114
Spin tile body jet	369 ⁴ (x4)	\$ 1004
Elbow supply with shut-off valve	780 (x2)	\$ 262
Total		\$ 3455

2. Add + for Cross Handle Valve

4. These items must be ordered at the same time as the valve rough



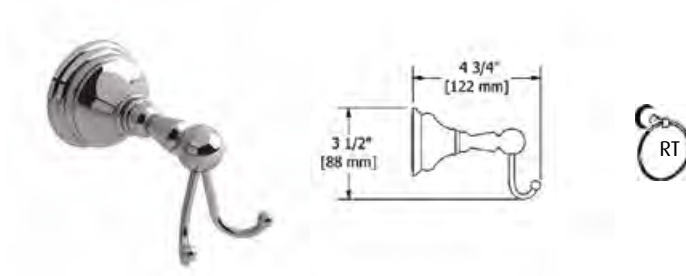
Other components available in *Bath and Shower Components* section.

Retro



Retro accessories

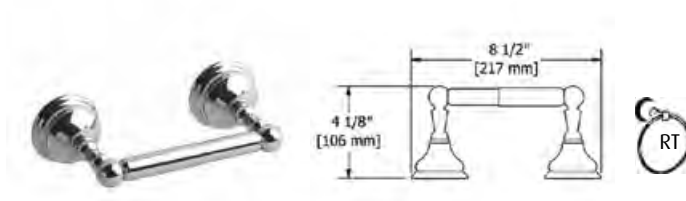
Robe hook



• 4 anchor points

Code	Finish	Price
RT0C	Chrome	\$ 112
RT0BN	Brushed Nickel (PVD)	\$ 176
RT0PN	Polished Nickel (PVD)	\$ 176

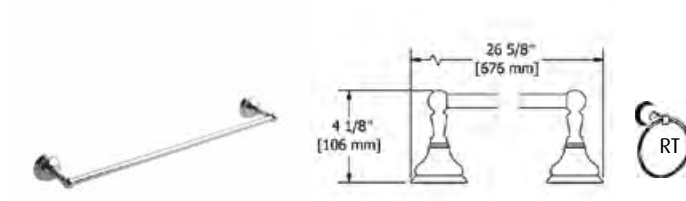
Paper holder



• 4 anchor points

Code	Finish	Price
RT3C	Chrome	\$ 207
RT3BN	Brushed Nickel (PVD)	\$ 335
RT3PN	Polished Nickel (PVD)	\$ 335

24" towel bar

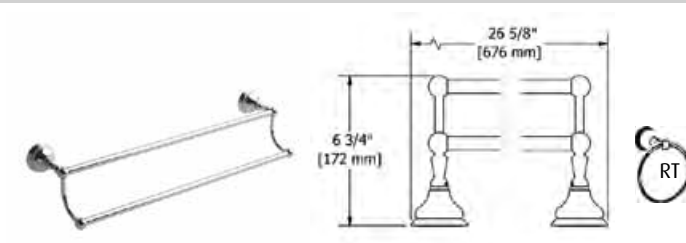


• 4 anchor points

* May be cut to desired length

Code	Finish	Price
RT5C	Chrome	\$ 235
RT5BN	Brushed Nickel (PVD)	\$ 353
RT5PN	Polished Nickel (PVD)	\$ 353

24" double towel bar

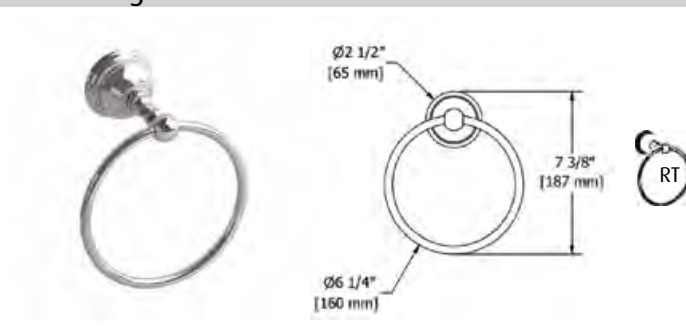


• 4 anchor points

* May be cut to desired length

Code	Finish	Price
RT6C	Chrome	\$ 317
RT6BN	Brushed Nickel (PVD)	\$ 470
RT6PN	Polished Nickel (PVD)	\$ 470

Towel ring



• 4 anchor points

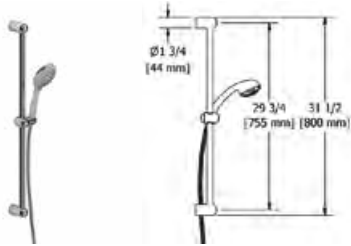
Code	Finish	Price
RT7C	Chrome	\$ 128
RT7BN	Brushed Nickel (PVD)	\$ 194
RT7PN	Polished Nickel (PVD)	\$ 194

Retro



Bath and shower components

Hand shower rail



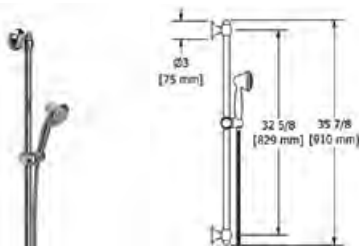
©UPC®

- 4366, 5-jet hand shower
- Scale-free
- Ø25 mm (1") slide bar
- 150 cm (59") double interlock flexible hose, **swivel** and 2 check valves
- **7.6 L/min, 2.0 gpm (US) 60psi**

• Add -15 for flow rate 5.69 L/min, 1.5 gpm (US) 60psi

Product	Finish	Price	-15
6006C	Chrome	\$ 195	\$ 209
6006BN	Brushed Nickel (PVD)	\$ 322	\$ 334
6006PN	Polished Nickel (PVD)	\$ 322	\$ 334

Hand shower rail



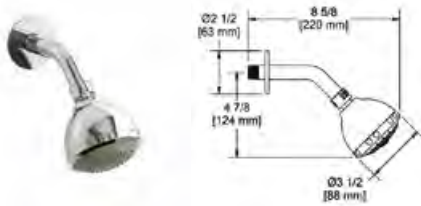
©UPC®

- 4310, 3-jet hand shower
- Scale-free
- Ø25 mm (1") slide bar
- 150 cm (59") double interlock flexible hose, **swivel** and 2 check valves
- **7.6 L/min, 2.0 gpm (US) 60psi**

• Add -15 for flow rate 5.69 L/min, 1.5 gpm (US) 60psi

Product	Finish	Price	-15
4830C	Chrome	\$ 365	\$ 375

3-jet shower head with arm



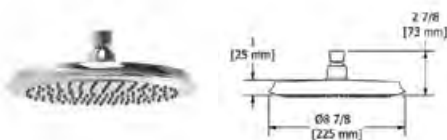
©UPC®

- 3 jets: tropical breeze, luxurious, massage
- Shower arm with round flange
- Scale-free
- **Swivel**
- **7.6 L/min, 2.0 gpm (US) 60psi**

• Add -15 for flow rate 5.69 L/min, 1.5 gpm (US) 60psi

Product	Finish	Price	-15
308C	Chrome	\$ 50	\$ 61
308BN	Brushed Nickel (PVD)	\$ 81	\$ 94
308PN	Polished Nickel (PVD)	\$ 81	\$ 94

8" shower head



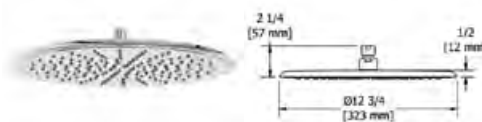
©UPC®

- 1/2" inlet female
- Scale-free
- **Swivel**
- **7.6 L/min, 2.0 gpm (US) 60psi**

• Add -15 for flow rate 5.69 L/min, 1.5 gpm (US) 60psi

Product	Finish	Price	-15
408C	Chrome	\$ 218	\$ 230
408BN	Brushed Nickel (PVD)	\$ 258	\$ 270
408PN	Polished Nickel (PVD)	\$ 258	\$ 270

13" shower head



©UPC®

- 1/2" inlet female
- Scale-free
- **Swivel**
- **7.6 L/min, 2.0 gpm (US) 60psi**

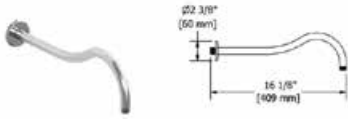
Product	Finish	Price	-
412C	Chrome	\$ 507	-
412BN	Brushed Nickel (PVD)	\$ 635	-
412PN	Polished Nickel (PVD)	\$ 635	-

Retro



Bath and shower components

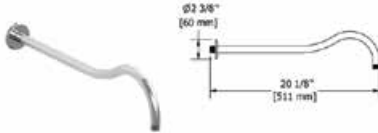
16" shower arm



- 1/2" inlet male NPT
- Round flange

Code	Finish	Price
584C	Chrome	\$ 114
584BN	Brushed Nickel (PVD)	\$ 169
584PN	Polished Nickel (PVD)	\$ 169

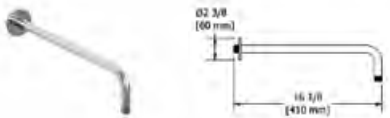
20" shower arm



- 1/2" inlet male NPT
- Round flange

Code	Finish	Price
583C	Chrome	\$ 128
583BN	Brushed Nickel (PVD)	\$ 194
583PN	Polished Nickel (PVD)	\$ 194

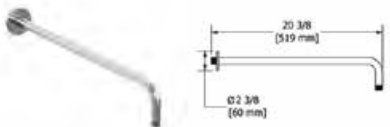
16" shower arm



- 1/2" inlet male NPT
- Round flange

Code	Finish	Price
503C	Chrome	\$ 70
503BN	Brushed Nickel (PVD)	\$ 116
503PN	Polished Nickel (PVD)	\$ 116

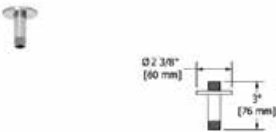
20" shower arm



- 1/2" inlet male NPT
- Round flange

Code	Finish	Price
513C	Chrome	\$ 88
513BN	Brushed Nickel (PVD)	\$ 140
513PN	Polished Nickel (PVD)	\$ 140

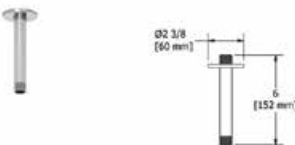
3" vertical shower arm



- 1/2" inlet male NPT
- Round flange

Code	Finish	Price
509C	Chrome	\$ 31
509BN	Brushed Nickel (PVD)	\$ 53
509PN	Polished Nickel (PVD)	\$ 53

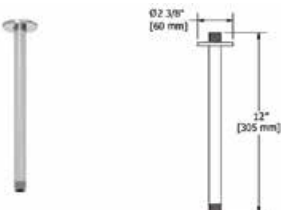
6" vertical shower arm



- 1/2" inlet male NPT
- Round flange

Code	Finish	Price
508C	Chrome	\$ 35
508BN	Brushed Nickel (PVD)	\$ 59
508PN	Polished Nickel (PVD)	\$ 59

12" vertical shower arm



- 1/2" inlet male NPT
- Round flange

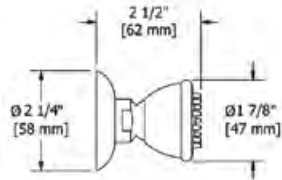
Code	Finish	Price
507C	Chrome	\$ 58
507BN	Brushed Nickel (PVD)	\$ 86
507PN	Polished Nickel (PVD)	\$ 86

Retro



Bath and shower components

Body jet

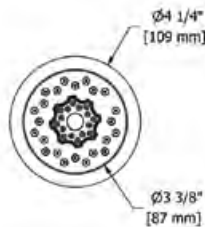


cUPC®

- 1/2" inlet female NPT
- Directional
- Scale-free
- 2 à/to 6 L/min, 0.5 à/to 1.6 gpm (US) 60psi

Code	Finish	Price
327C	Chrome	\$ 88
327BN	Brushed Nickel (PVD)	\$ 128
327PN	Polished Nickel (PVD)	\$ 128

2-jet tile body jet

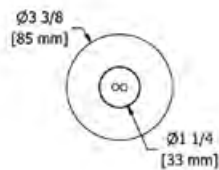


cUPC®

- 1/2" inlet male NPT
- Directional
- 2-jet
- Scale-free
- 6.2 L/min, 1.6 gpm (US) 60psi

Code	Finish	Price
324C	Chrome	\$ 116

Spin tile body jet



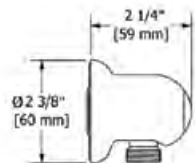
cUPC®

- 1/2" inlet male NPT
- Rotating jet
- **Special rough included**
- 3.7 L/min, 1 gpm (US) 60psi

* Must be ordered at the same time as the valve rough

Code	Finish	Price
369C	Chrome	\$ 251

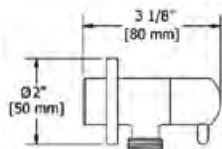
Elbow supply



- 1/2" inlet female NPT
- 1/2" outlet male
- Adjustable depth

Code	Finish	Price
747C	Chrome	\$ 35
747BN	Brushed Nickel (PVD)	\$ 58
747PN	Polished Nickel (PVD)	\$ 58

Elbow supply with shut-off valve



cUPC®

- 1/2" inlet female NPT
- Ceramic cartridge
- 1/2" outlet male
- Adjustable depth

Code	Finish	Price
780C	Chrome	\$ 131
780BN	Brushed Nickel (PVD)	\$ 195
780PN	Polished Nickel (PVD)	\$ 195

Retro



Bath and shower components

Open wall-mount Tub spout rough and trim



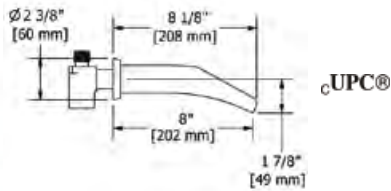
• ROUGH ONLY

Code	Description	Price
RH80	—	\$ 63

• TRIM ONLY

Code	Finish	Price
TATOP80C	Chrome	\$ 207
TATOP80BN	Brushed Nickel (PVD)	\$ 302
TATOP80PN	Polished Nickel (PVD)	\$ 302

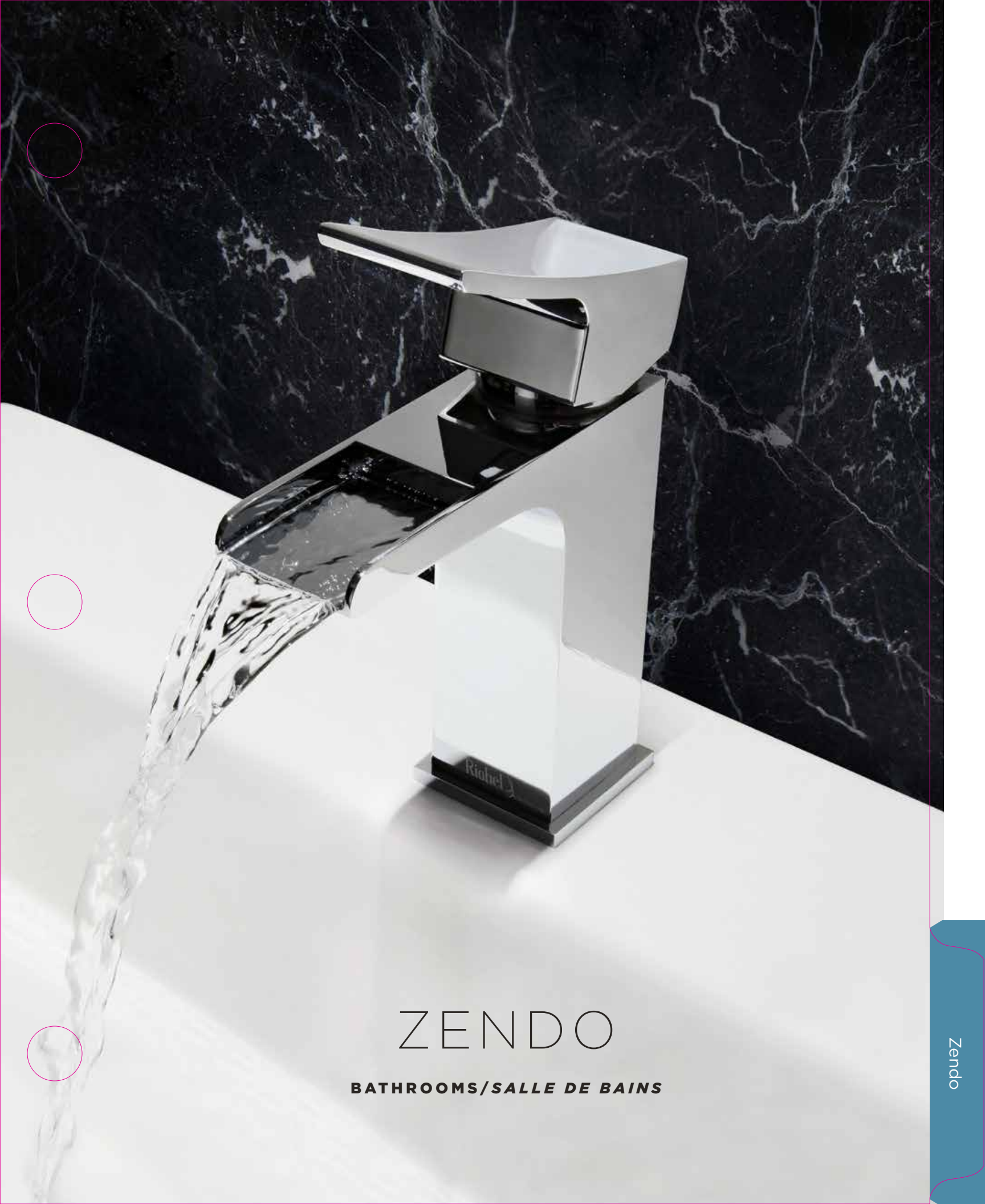
Open wall-mount tub spout



- 1/2" inlet male NPT
- Special rough included

* Must be ordered at the same time as the valve rough

Code	Finish	Price
ATOP80C	Chrome	\$ 270
ATOP80BN	Brushed Nickel (PVD)	\$ 365
ATOP80PN	Polished Nickel (PVD)	\$ 365



ZENDO

BATHROOMS/SALLE DE BAINS

ZENDO

AVAILABLE FINISHES | CHOIX DE FINIS



C

Chrome



BN

Brushed Nickel
Nickel brossé



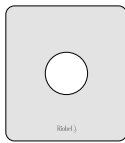
PN

Polished Nickel
Nickel poli

Some products are not available in all the illustrated finishes.

Certains produits ne sont pas disponibles dans tous les finis illustrés.

VALVE PLATE | PLAQUE DE DOUCHE



Square
Carrée



Pictogram options
Pictogrammes en option

ACCESSORIES | ACCESSOIRES

ZENDO



Robe Hook
Crochet



Paper Holder
Porte-papier



Towel Ring
Anneau à serviette



Towel Bar
Porte-serviette

More models available | *D'autres modèles sont disponibles*

Single hole lavatory faucet

- 3/8" speedway compression
- Ceramic cartridge
- Push drain
- *Jan. 2020 : gpm will decrease to meet new regulations
- **5.7 L/min, 1.5 gpm (US) 60psi**

- Add -05 for flow rate 1.9 L/min, 0.5 gpm (US) 60psi
- Add -10 for flow rate 3.7 L/min, 1 gpm (US) 60psi

Product	Finish	Price	-05/-10
ZS01C	Chrome	\$ 382	\$ 396
ZS01BN	Brushed Nickel (PVD)	\$ 528	\$ 539
ZS01PN	Polished Nickel (PVD)	\$ 528	\$ 539

Single hole lavatory faucet

- 3/8" speedway compression
- Ceramic cartridge
- **No drain**
- *Jan. 2020 : gpm will decrease to meet new regulations
- **5.7 L/min, 1.5 gpm (US) 60psi**

- Add -05 for flow rate 1.9 L/min, 0.5 gpm (US) 60psi
- Add -10 for flow rate 3.7 L/min, 1 gpm (US) 60psi

Product	Finish	Price	-05/-10
ZS00C	Chrome	\$ 359	\$ 371
ZS00BN	Brushed Nickel (PVD)	\$ 486	\$ 497
ZS00PN	Polished Nickel (PVD)	\$ 486	\$ 497

Single hole lavatory open spout faucet

- 3/8" speedway compression
- Ceramic cartridge
- Chrome (PVD)
- Push drain
- *Jan. 2020 : gpm will decrease to meet new regulations
- **5.7 L/min, 1.5 gpm (US) 60psi**

- Add -10 for flow rate 3.7 L/min, 1 gpm (US) 60psi

Product	Finish	Price	-10
ZSOP01C	Chrome	\$ 507	\$ 517
ZSOP01BN	Brushed Nickel (PVD)	\$ 629	\$ 641

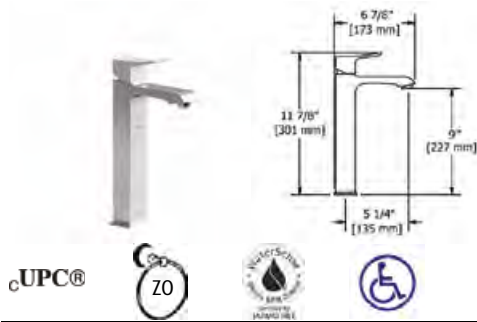
Single hole lavatory open spout faucet

- 3/8" speedway compression
- Ceramic cartridge
- Chrome (PVD)
- **No drain**
- *Jan. 2020 : gpm will decrease to meet new regulations
- **5.7 L/min, 1.5 gpm (US) 60psi**

- Add -10 for flow rate 3.7 L/min, 1 gpm (US) 60psi

Product	Finish	Price	-10
ZSOP00C	Chrome	\$ 482	\$ 493
ZSOP00BN	Brushed Nickel (PVD)	\$ 588	\$ 600

Single hole lavatory faucet

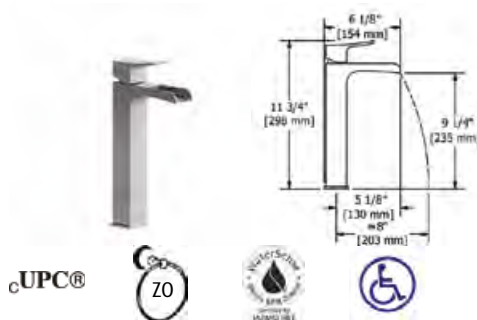


- 3/8" speedway compression
- Ceramic cartridge
- **No drain**
- *Jan. 2020 : gpm will decrease to meet new regulations
- **5.7 L/min, 1.5 gpm (US) 60psi**

- **Add -05 for flow rate 1.9 L/min, 0.5 gpm (US) 60psi**
- **Add -10 for flow rate 3.7 L/min, 1 gpm (US) 60psi**

Product	Finish	Price	-05/-10
ZL01C	Chrome	\$ 493	\$ 507
ZL01BN	Brushed Nickel (PVD)	\$ 694	\$ 706
ZL01PN	Polished Nickel (PVD)	\$ 694	\$ 706

Single hole lavatory open spout faucet

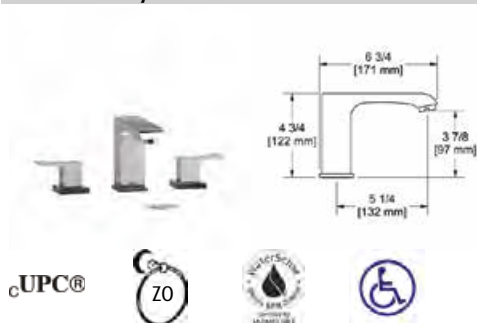


- 3/8" speedway compression
- Ceramic cartridge
- Chrome (PVD)
- **No drain**
- *Jan. 2020 : gpm will decrease to meet new regulations
- **5.7 L/min, 1.5 gpm (US) 60psi**

- **Add -10 for flow rate 3.7 L/min, 1 gpm (US) 60psi**

Product	Finish	Price	-10
ZL0P01C	Chrome	\$ 635	\$ 646
ZL0P01BN	Brushed Nickel (PVD)	\$ 765	\$ 777

8" lavatory faucet

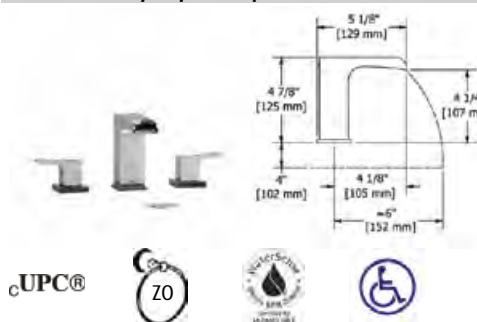


- 3/8" speedway compression
- Ceramic cartridge
- Push drain
- *Jan. 2020 : gpm will decrease to meet new regulations
- **5.7 L/min, 1.5 gpm (US) 60psi**

- **Add -05 for flow rate 1.9 L/min, 0.5 gpm (US) 60psi**
- **Add -10 for flow rate 3.7 L/min, 1 gpm (US) 60psi**

Product	Finish	Price	-05/-10
Z008C	Chrome	\$ 612	\$ 623
Z008BN	Brushed Nickel (PVD)	\$ 761	\$ 773
Z008PN	Polished Nickel (PVD)	\$ 761	\$ 773

8" lavatory open spout faucet

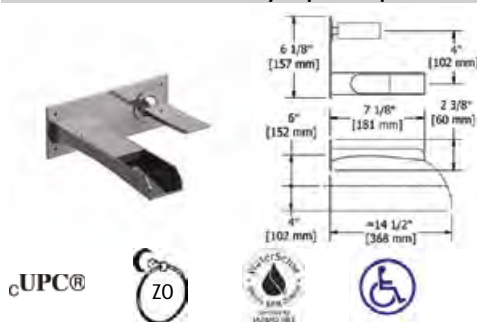


- 3/8" speedway compression
- Ceramic cartridge
- Chrome (PVD)
- Push drain
- *Jan. 2020 : gpm will decrease to meet new regulations
- **5.7 L/min, 1.5 gpm (US) 60psi**

- **Add -10 for flow rate 3.7 L/min, 1 gpm (US) 60psi**

Product	Finish	Price	-10
Z00P08C	Chrome	\$ 673	\$ 685
Z00P08BN	Brushed Nickel (PVD)	\$ 787	\$ 799

Wall-mount lavatory open spout faucet

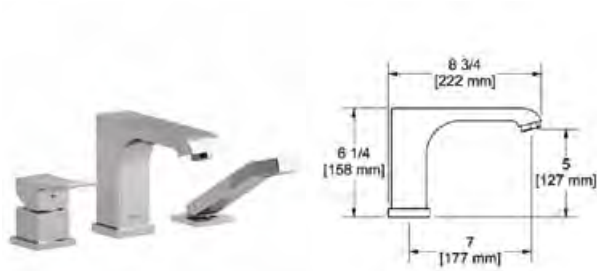


- 1/2" inlet female NPT
- Ceramic cartridge
- **No drain**
- *Jan. 2020 : gpm will decrease to meet new regulations
- **5.7 L/min, 1.5 gpm (US) 60psi**

- **Add -10 for flow rate 3.7 L/min, 1 gpm (US) 60psi**

Product	Finish	Price	-10
Z00P11C	Chrome	\$ 629	\$ 641
Z00P11BN	Brushed Nickel (PVD)	\$ 818	\$ 829

3-piece deck-mount tub filler with hand shower



cUPC®



- 1/2" inlet male NPT
- Ceramic cartridge
- 1-jet hand shower/scale-free
- 33 L/min, 8.7 gpm (US) 60psi

Add **-EX** for **EXPANSION PEX** connection
Add **-SPEX** for **PEX** connection

Code	Finish	Price
ZO10C	Chrome	\$ 808
ZO10BN	Brushed Nickel (PVD)	\$ 1141
ZO10PN	Polished Nickel (PVD)	\$ 1141

3-piece deck-mount tub filler rough and trim



cUPC®

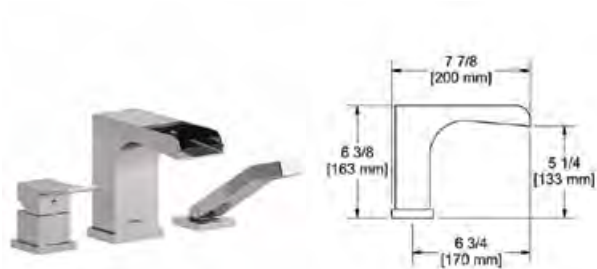
• ROUGH ONLY

Code	Description	Price
RHTB	1/2" male NPT connections	\$ 207
RHTB-SPEX	PEX connections	\$ 207
RHTB-EX	EXPANSION PEX connections	\$ 207

• TRIM ONLY

Code	Finish	Price
TZO10C	Chrome	\$ 601
TZO10BN	Brushed Nickel (PVD)	\$ 934
TZO10PN	Polished Nickel (PVD)	\$ 934

3-piece deck-mount tub filler open spout with hand shower



cUPC®



- 1/2" inlet male NPT
- Ceramic cartridge
- 1-jet hand shower/scale-free
- 33 L/min, 8.7 gpm (US) 60psi

Add **-EX** for **EXPANSION PEX** connection
Add **-SPEX** for **PEX** connection

Code	Finish	Price
ZOOP10C	Chrome	\$ 1153
ZOOP10BN	Brushed Nickel (PVD)	\$ 1572

3-piece deck-mount tub filler rough and trim



cUPC®

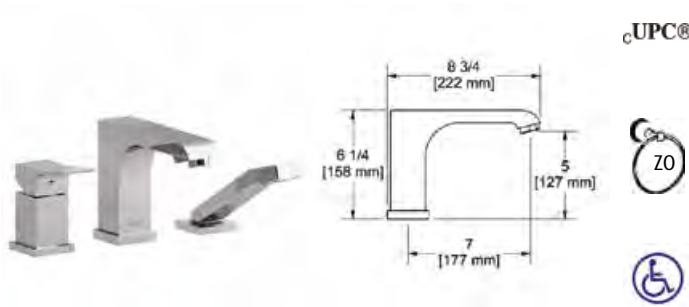
• ROUGH ONLY

Code	Description	Price
RHTB	1/2" male NPT connections	\$ 207
RHTB-SPEX	PEX connections	\$ 207
RHTB-EX	EXPANSION PEX connections	\$ 207

• TRIM ONLY

Code	Finish	Price
TZOOP10C	Chrome	\$ 946
TZOOP10BN	Brushed Nickel (PVD)	\$ 1365

3-piece Type P (pressure balance) deck-mount tub filler with hand shower



- 1/2" inlet male NPT
- Ceramic cartridge and balancing spool with check valves
- 1-jet hand shower/scale-free
- 23 L/min, 6.0 gpm (US) 60psi

Add **-EX** for **EXPANSION PEX** connection
Add **-SPEX** for **PEX** connection

Code	Finish	Price
ZO16C	Chrome	\$ 883
ZO16BN	Brushed Nickel (PVD)	\$ 1216
ZO16PN	Polished Nickel (PVD)	\$ 1216

3-piece Type P (pressure balance) deck-mount tub filler rough and trim

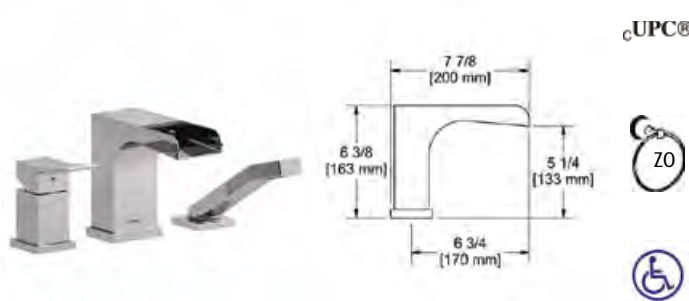


• **ROUGH ONLY**

Code	Description	Price
RHTB	1/2" male NPT connections	\$ 207
RHTB-SPEX	PEX connections	\$ 207
RHTB-EX	EXPANSION PEX connections	\$ 207

Code	Finish	Price
TZO16C	Chrome	\$ 676
TZO16BN	Brushed Nickel (PVD)	\$ 1009
TZO16PN	Polished Nickel (PVD)	\$ 1009

3-piece Type P (pressure balance) deck-mount tub filler open spout with hand shower



- 1/2" inlet male NPT
- Ceramic cartridge and balancing spool with check valves
- 1-jet hand shower/scale-free
- 23 L/min, 6.0 gpm (US) 60psi

Add **-EX** for **EXPANSION PEX** connection
Add **-SPEX** for **PEX** connection

Code	Finish	Price
ZOOP16C	Chrome	\$ 1230
ZOOP16BN	Brushed Nickel (PVD)	\$ 1648

3-piece Type P (pressure balance) deck-mount tub filler rough and trim



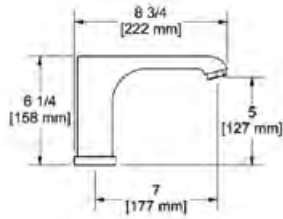
• **ROUGH ONLY**

Code	Description	Price
RHTB	1/2" male NPT connections	\$ 207
RHTB-SPEX	PEX connections	\$ 207
RHTB-EX	EXPANSION PEX connections	\$ 207

• **TRIM ONLY**

Code	Finish	Price
TZOOP16C	Chrome	\$ 1023
TZOOP16BN	Brushed Nickel (PVD)	\$ 1441

4-piece deck-mount tub filler with hand shower



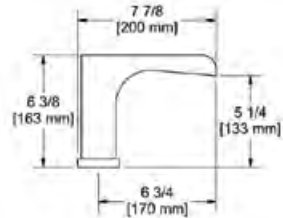
cUPC®



- 1/2" inlet male NPT or sweat
- Ceramic cartridge
- 1-jet hand shower/scale-free
- 41.5 L/min, 11 gpm (US) 60psi

Code	Finish	Price
Z012C	Chrome	\$ 883
Z012BN	Brushed Nickel (PVD)	\$ 1153
Z012PN	Polished Nickel (PVD)	\$ 1153

4-piece deck-mount open spout tub filler with hand shower



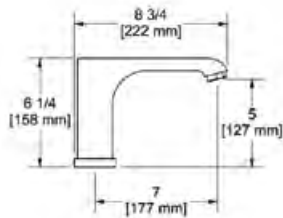
cUPC®



- 1/2" inlet male NPT or sweat
- Ceramic cartridge
- 1-jet hand shower/scale-free
- 41.5 L/min, 11 gpm (US) 60psi

Code	Finish	Price
Z00P12C	Chrome	\$ 1224
Z00P12BN	Brushed Nickel (PVD)	\$ 1624

3-piece Type T/P (thermostatic/pressure balance) coaxial deck-mount tub filler with hand shower



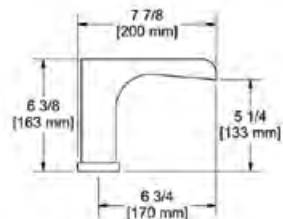
cUPC®



- 1/2" inlet male NPT
- Thermostatic/pressure balance coaxial cartridge with check valves
- 1-jet hand shower/scale-free
- 34 L/min, 9 gpm (US) 60psi

Code	Finish	Price
Z017C	Chrome	\$ 1153
Z017BN	Brushed Nickel (PVD)	\$ 1531
Z017PN	Polished Nickel (PVD)	\$ 1531

3-piece Type T/P (thermo/press balance) coaxial deck-mount open spout tub filler w/ hand shower



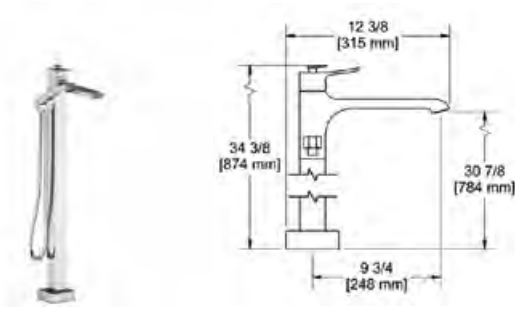
cUPC®



- 1/2" inlet male NPT
- Thermostatic/pressure balance coaxial cartridge with check valves
- 1-jet hand shower/scale-free
- 34 L/min, 9 gpm (US) 60psi

Code	Finish	Price
Z00P17C	Chrome	\$ 1511
Z00P17BN	Brushed Nickel (PVD)	\$ 1989

2-way Type T (thermostatic) coaxial floor-mount tub filler with hand shower



cUPC®



- 1/2" inlet male NPT
- Thermostatic coaxial cartridge with check valves
- 1-jet hand shower/scale-free
- 2 parts: rough and trim
- 2 check valves
- 23 L/min, 6.0 gpm (US) 60psi

Add **-EX** for **EXPANSION PEX** connection
Add **-SPEX** for **PEX** connection

Code	Finish	Price
Z039C	Chrome	\$ 2002
Z039BN	Brushed Nickel (PVD)	\$ 2592
Z039PN	Polished Nickel (PVD)	\$ 2592

Floor-mount tub filler rough and trim



cUPC®

• **ROUGH ONLY**

Code	Description	Price
RHFS	1/2" male NPT connections	\$ 220
RHFS-SPEX	PEX connections	\$ 220
RHFS-EX	EXPANSION PEX connections	\$ 220

• **TRIM ONLY**

Code	Finish	Price
TZ039C	Chrome	\$ 1782
TZ039BN	Brushed Nickel (PVD)	\$ 2372
TZ039PN	Polished Nickel (PVD)	\$ 2372

Concrete floor, rough & trim installation box



cUPC®

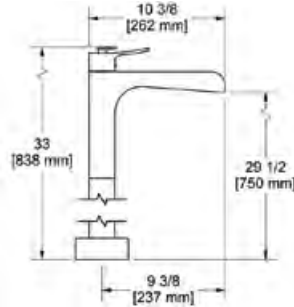
• **ROUGH ONLY**

Code	Description	Price
RHBX-SPEX	PEX connections	\$ 442
RHBX-EX	EXPANSION PEX connections	\$ 442

• **TRIM ONLY**

Code	Finish	Price
TZ039C	Chrome	\$ 1782
TZ039BN	Brushed Nickel (PVD)	\$ 2372
TZ039PN	Polished Nickel (PVD)	\$ 2372

Floor-mount Type T/P (thermo/pressure balance) coaxial open spout tub filler w/ hand shower



cUPC®



- 1/2" inlet male NPT
- Thermostatic/pressure balance coaxial cartridge with check valves
- 1-jet hand shower/scale-free
- 2 parts: rough and trim
- 2 check valves
- 39 L/min, 10.3 gpm (US) 60psi

Add **-EX** for **EXPANSION PEX** connection
Add **-SPEX** for **PEX** connection

Code	Finish	Price
ZOOP37C	Chrome	\$ 3275
ZOOP37BN	Brushed Nickel (PVD)	\$ 4535

Floor-mount tub filler rough and trim



cUPC®

• ROUGH ONLY

Code	Description	Price
RHFS	1/2" male NPT connections	\$ 220
RHFS-SPEX	PEX connections	\$ 220
RHFS-EX	EXPANSION PEX connections	\$ 220

• TRIM ONLY

Code	Finish	Price
TZOO37C	Chrome	\$ 3055
TZOO37BN	Brushed Nickel (PVD)	\$ 4315

Concrete floor, rough & trim installation box



cUPC®

• ROUGH ONLY

Code	Description	Price
RHBX-SPEX	PEX connections	\$ 442
RHBX-EX	EXPANSION PEX connections	\$ 442

• TRIM ONLY

Code	Finish	Price
TZOO37C	Chrome	\$ 3055
TZOO37BN	Brushed Nickel (PVD)	\$ 4315

4-piece bidet faucet with integrated vacuum breaker



cUPC®



- 1/2" inlet male NPT
- Ceramic cartridge
- Integrated vacuum breaker
- Jet
- Pop-up drain

Code	Finish	Price
ZO09C	Chrome	\$ 824
ZO09BN	Brushed Nickel (PVD)	\$ 1000
ZO09PN	Polished Nickel (PVD)	\$ 1000

Zendo

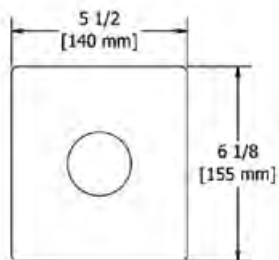


Type P (pressure balance) valve



R51	\$ 131	R51-SPEX	\$ 131	R51-EX	\$ 131
<ul style="list-style-type: none"> • Rough only • 1/2" inlet male NPT or sweat • 1/2" outlet male NPT or sweat • Service valves • Test cap • TXX51XX trim required to complete 		<ul style="list-style-type: none"> • Rough only • 1/2" inlet PEX • 1/2" shower outlet PEX • 3/4" bath outlet PEX or 1/2" sweat • Service valves • Test cap • TXX51XX trim required to complete 		<ul style="list-style-type: none"> • Rough only • 1/2" inlet EXPANSION PEX • 1/2" shower outlet EXPANSION PEX • 3/4" bath outlet EXPANSION PEX or 1/2" sweat • Service valves • Test cap • TXX51XX trim required to complete 	

Type P (pressure balance) valve and trim



• Trim only

Product	Price
TZOTQ51C	\$ 204
TZOTQ51BN	\$ 299
TZOTQ51PN	\$ 299

- 1/2" inlet male NPT or sweat
- 1/2" outlet male NPT or sweat
- Ceramic cartridge and balancing spool with check valves
- Service valves
- Double action: flow and temperature control
- 22 L/min, 5.8 gpm (US) 60psi

Add **-EX** for **EXPANSION PEX** connection

Add **-SPEX** for **PEX** connection

Product	Price
ZOTQ51C	\$ 335
ZOTQ51BN	\$ 430
ZOTQ51PN	\$ 430



Connection examples

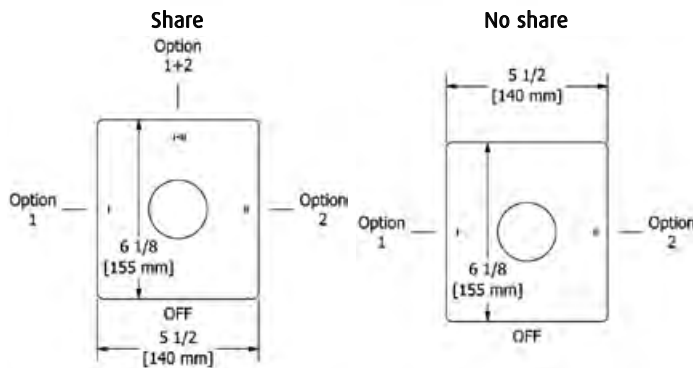


Riowise 2-way Type T/P (thermostatic/pressure balance) coaxial valve



R23	\$ 163	R23-SPEX	\$ 163	R23-EX	\$ 163
<ul style="list-style-type: none"> • Rough only • ½" inlet male NPT or sweat • Two ½" outlets male NPT or sweat • Service valves • Test cap • TXX23XX or TXX44XX trim required to complete 		<ul style="list-style-type: none"> • Rough only • ½" inlet PEX • Two ½" outlets PEX • Service valves • Test cap • TXX23XX or TXX44XX trim required to complete 		<ul style="list-style-type: none"> • Rough only • ½" inlet EXPANSION PEX • Two ½" outlets EXPANSION PEX • Service valves • Test cap • TXX23XX or TXX44XX trim required to complete 	

Riowise 2-way Type T/P (thermostatic/pressure balance) coaxial valve and trim



• Trim only

Product	No share*	Price
TZOTQ23C	TZOTQ44C	\$ 354
TZOTQ23BN	TZOTQ44BN	\$ 425
TZOTQ23PN	TZOTQ44PN	\$ 425

- ½" inlet male NPT or sweat
- Two ½" outlets male NPT or sweat
- Thermostatic/pressure balance coaxial cartridge with check valves
- 4 positions (OFF, 1, 1 and 2, 2) share
- 3 positions (OFF, 1, 2) no share *
- Service valves
- 24 L/min, 6.3 gpm (US) 60psi

Add **-EX** for **EXPANSION PEX** connection

Add **-SPEX** for **PEX** connection

Product	No share*	Price
ZOTQ23C	ZOTQ44C	\$ 517
ZOTQ23BN	ZOTQ44BN	\$ 588
ZOTQ23PN	ZOTQ44PN	\$ 588



Connection examples



Riowise 3-way Type T/P (thermostatic/pressure balance) coaxial valve



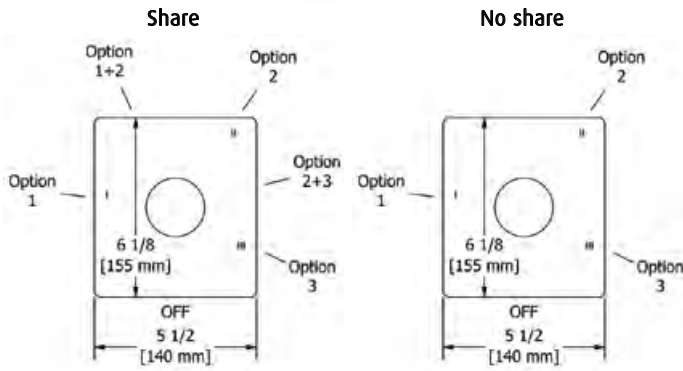
R45	\$ 227	R45-SPEX	\$ 227	R45-EX	\$ 227
<ul style="list-style-type: none"> • Rough only • ½" inlet male NPT or sweat • Three ½" outlets male NPT or sweat • Service valves • Test cap • TXX45XX or TXX47XX trim to complete 		<ul style="list-style-type: none"> • Rough only • ½" inlet PEX • Three ½" outlets PEX • Service valves • Test cap • TXX45XX or TXX47XX trim to complete 		<ul style="list-style-type: none"> • Rough only • ½" inlet EXPANSION PEX • Three ½" outlets EXPANSION PEX • Service valves • Test cap • TXX45XX or TXX47XX trim to complete 	

Riowise 3-way Type T/P (thermostatic/pressure balance) coaxial valve and trim



• Trim only

Product	No share*	Price
TZOTQ45C	TZOTQ47C	\$ 344
TZOTQ45BN	TZOTQ47BN	\$ 419
TZOTQ45PN	TZOTQ47PN	\$ 419



- ½" inlet male NPT or sweat
- Three ½" outlets male NPT or sweat
- Thermostatic/pressure balance coaxial cartridge with check valves
- Service valves
- 6 positions (OFF, 1, 1 and 2, 2, 2 and 3, 3) share
- 4 positions (OFF, 1, 2, 3) no share *
- 24 L/min, 6.3 gpm (US) 60psi
- 19 L/min, 5.0 gpm (US) 60psi no share *

Add **-EX** for **EXPANSION PEX** connection

Add **-SPEX** for **PEX** connection

Product	No share*	Price
ZOTQ45C	ZOTQ47C	\$ 571
ZOTQ45BN	ZOTQ47BN	\$ 646
ZOTQ45PN	ZOTQ47PN	\$ 646



Connection examples



Riowise 4-way Type T/P (thermostatic/pressure balance) 3/4" coaxial valve

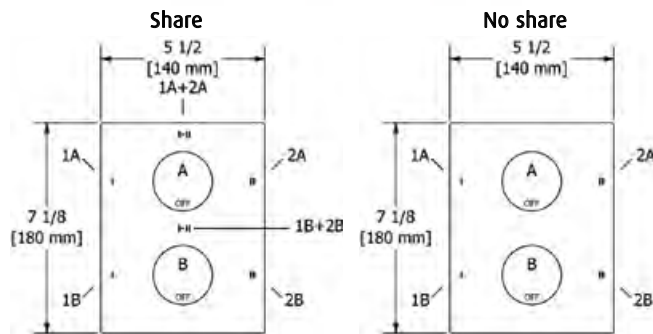


R46

\$ 348

- Rough only
- 3/4" inlet male NPT
- Must be supplied with minimum 3/4" PEX , 3/4" EXPANSION PEX or 1/2" copper
- Service valves
- Test cap
- Four 1/2" outlets female NPT
- TXX46XX or TXX88XX trim required to complete

Riowise 4-way Type T/P (thermostatic/pressure balance) 3/4" coaxial valve and trim



• Trim only

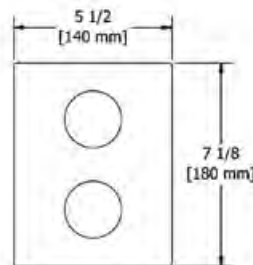
Product	No share*	Price
TZOTQ46C	TZOTQ88C	\$ 711
TZOTQ46BN	TZOTQ88BN	\$ 868
TZOTQ46PN	TZOTQ88PN	\$ 868

- 3/4" inlet male NPT
- Must be supplied with minimum 3/4" PEX , 3/4" EXPANSION PEX or 1/2" copper
- 2 thermo/pressure balance coaxial cartridges with check valves
- 4 integrated volume controls
- **2 different temperatures**
- Service valves
- Four 1/2" outlets female NPT
- **38 L/min, 10 gpm (US) 60psi**
- **37 L/min, 9.8 gpm (US) 60psi no share ***

Product	No share*	Price
ZOTQ46C	ZOTQ88C	\$ 1059
ZOTQ46BN	ZOTQ88BN	\$ 1216
ZOTQ46PN	ZOTQ88PN	\$ 1216



3/4" high performance Type T/P (thermostatic/pressure balance) coaxial complete valve



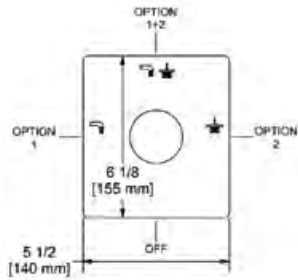
- 3/4" inlet male NPT, dedicated main water supply required
- 4 outlets: two 1/2" outlets male NPT and two 3/4" outlets male NPT or 1/2" female NPT
- 2 thermo/pressure balance coaxial cartridges with check valves
- 2 integrated volume controls
- **2 different temperatures**
- Service valves
- **76 L/min, 20 gpm (US) 60psi**

Code	Finish	Price
ZOTQ83C	Chrome	\$ 1178
ZOTQ83BN	Brushed Nickel (PVD)	\$ 1266



Valve plate with pictogram options

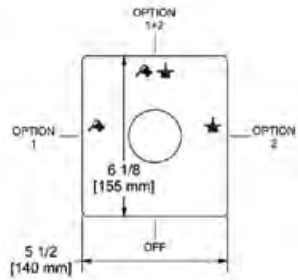
Tub spout and shower head pictograms (2-way coaxial valves)



• Pictograms engraving: Tub spout, shower head and shared function

Code	Finish	Price
PLTQ023C	Chrome	\$ 46
PLTQ023BN	Brushed Nickel (PVD)	\$ 57
PLTQ023PN	Polished Nickel (PVD)	\$ 57

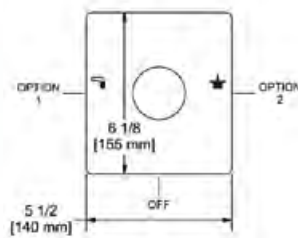
Hand shower and shower head pictograms (2-way coaxial valves)



• Pictograms engraving: Hand shower, shower head and shared function

Code	Finish	Price
PLTQ123C	Chrome	\$ 46
PLTQ123BN	Brushed Nickel (PVD)	\$ 57
PLTQ123PN	Polished Nickel (PVD)	\$ 57

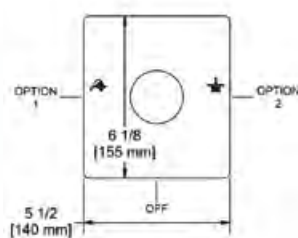
Tub spout and shower head pictograms (2-way coaxial valves)



• Pictograms engraving: Tub spout and shower head

Code	Finish	Price
PLTQ044C	Chrome	\$ 46
PLTQ044BN	Brushed Nickel (PVD)	\$ 57
PLTQ044PN	Polished Nickel (PVD)	\$ 57

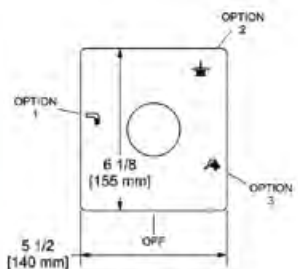
Hand shower and shower head pictograms (2-way coaxial valves)



• Pictograms engraving: Hand shower and shower head

Code	Finish	Price
PLTQ144C	Chrome	\$ 46
PLTQ144BN	Brushed Nickel (PVD)	\$ 57
PLTQ144PN	Polished Nickel (PVD)	\$ 57

Tub spout, shower head and hand shower pictograms (3-way coaxial valves)



• Pictograms engraving: Tub spout, hand shower and shower head

Code	Finish	Price
PLTQ045C	Chrome	\$ 46
PLTQ045BN	Brushed Nickel (PVD)	\$ 57
PLTQ045PN	Polished Nickel (PVD)	\$ 57

Suggested assemblies

Assembly #54ZOTQ



Description	Code	C	BN	PN
Type P valve trim	TZOTQ51	\$ 204	\$ 299	\$ 299
Type P valve rough	R51 ¹	\$ 131	\$ 131	\$ 131
Hand shower rail	4825	\$ 312	\$ 519	\$ 519
Elbow supply	774	\$ 50	\$ 74	\$ 74
Total		\$ 697	\$ 1023	\$ 1023

1. Add *-SPEX* for PEX connection and *-EX* for Expansion PEX connection

UPC®



Assembly #4744ZOTQ



Description	Code	C	BN	PN
2-way no share Type T/P coaxial valve trim	TZOTQ44	\$ 354	\$ 425	\$ 425
2-way Type T/P coaxial valve rough	R23 ¹	\$ 163	\$ 163	\$ 163
2-jet shower head with arm	343	\$ 153	\$ 198	\$ 198
Wall-mount tub spout	Z080	\$ 271	\$ 340	\$ 340
Total		\$ 941	\$ 1126	\$ 1126

1. Add *-SPEX* for PEX connection and *-EX* for Expansion PEX connection

UPC®



Suggested assemblies

Assembly #323ZOTQ



Description	Code	C	BN	PN
2-way Type T/P coaxial valve trim	TZOTQ23	\$ 354	\$ 425	\$ 425
2-way Type T/P coaxial valve rough	R23 ¹	\$ 163	\$ 163	\$ 163
Hand shower rail	4825	\$ 312	\$ 519	\$ 519
20 cm (8") shower head	488	\$ 247	\$ 365	\$ 365
40 cm (16") shower arm	560	\$ 96	\$ 144	\$ 144
UPC® Elbow supply	774	\$ 50	\$ 74	\$ 74
Total		\$ 1222	\$ 1690	\$ 1690

1. Add -SPEX for PEX connection and -EX for Expansion PEX connection



Assembly #1345ZOTQ



Description	Code	C	BN	PN
3-way Type T/P coaxial valve trim	TZOTQ45	\$ 344	\$ 419	\$ 419
3-way Type T/P coaxial valve rough	R45 ¹	\$ 227	\$ 227	\$ 227
Hand shower rail	4825	\$ 312	\$ 519	\$ 519
20 cm (8") shower head	488	\$ 247	\$ 365	\$ 365
50 cm (20") shower arm	533	\$ 105	\$ 159	\$ 159
UPC® Elbow supply	774	\$ 50	\$ 74	\$ 74
Wall-mount tub spout	Z080	\$ 271	\$ 340	\$ 340
Total		\$ 1556	\$ 2103	\$ 2103

1. Add -SPEX for PEX connection and -EX for Expansion PEX connection



Other components available in *Bath and Shower Components* section.

Zendo



Suggested assemblies

Assembly #783ZOTQ



Description	Code	C
4-way Type T/P 3/4" coaxial complete valve	ZOTQ83	\$ 1178
Hand shower rail	4825(x2)	\$ 624
30 cm (12") shower head	492	\$ 504
40 cm (16") shower arm	560	\$ 96
Spin tile body jet	349 ⁴ (x4)	\$ 1004
Elbow supply with shut-off valve	744 (x2)	\$ 248
Total		\$ 3654

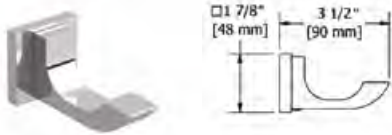
UPC®

4. These items must be ordered at the same time as the valve rough



Zendo accessories

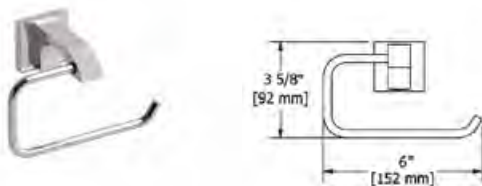
Robe hook



• 4 anchor points

Code	Finish	Price
Z00C	Chrome	\$ 53
Z00BN	Brushed Nickel (PVD)	\$ 72
Z00PN	Polished Nickel (PVD)	\$ 72

Paper holder



• 4 anchor points

Code	Finish	Price
Z03C	Chrome	\$ 74
Z03BN	Brushed Nickel (PVD)	\$ 104
Z03PN	Polished Nickel (PVD)	\$ 104

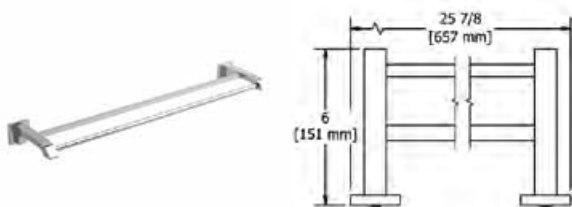
24" towel bar



• 4 anchor points

Code	Finish	Price
Z05C	Chrome	\$ 138
Z05BN	Brushed Nickel (PVD)	\$ 188
Z05PN	Polished Nickel (PVD)	\$ 188

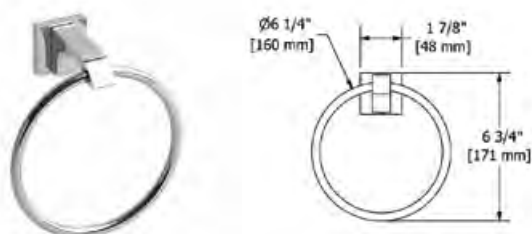
24" double towel bar



• 4 anchor points

Code	Finish	Price
Z06C	Chrome	\$ 214
Z06BN	Brushed Nickel (PVD)	\$ 300
Z06PN	Polished Nickel (PVD)	\$ 300

Towel ring

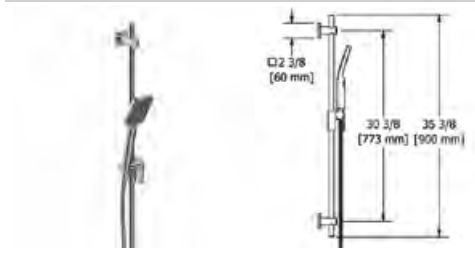


• 4 anchor points

Code	Finish	Price
Z07C	Chrome	\$ 74
Z07BN	Brushed Nickel (PVD)	\$ 101
Z07PN	Polished Nickel (PVD)	\$ 101

Bath and shower components

Hand shower rail



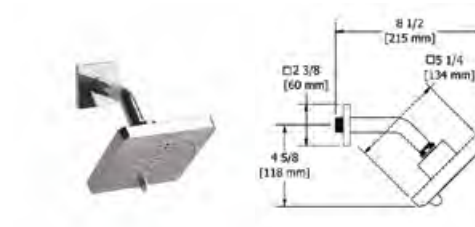
©UPC®

- Easy-Glide left cursor
- 4365, 2-jet hand shower
- Ø19 mm (¾") slide bar
- Scale-free
- 150 cm (59") double interlock flexible hose, **swivel** and 2 check valves
- **7.6 L/min, 2.0 gpm (US) 60psi**

• Add -15 for flow rate 5.69 L/min, 1.5 gpm (US) 60psi

Product	Finish	Price	-15
4825C	Chrome	\$ 312	\$ 324
4825BN	Brushed Nickel (PVD)	\$ 519	\$ 531
4825PN	Polished Nickel (PVD)	\$ 519	\$ 531

2-jet shower head with arm



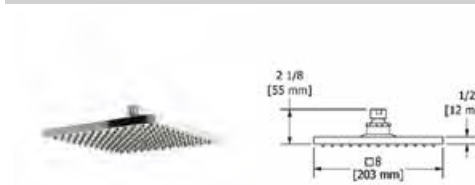
©UPC®

- Six positions
- 2 jets: luxurious, invigorating
- Shower arm with square flange
- Scale-free
- **Swivel**
- **7.6 L/min, 2.0 gpm (US) 60psi**

• Add -15 for flow rate 5.69 L/min, 1.5 gpm (US) 60psi

Product	Finish	Price	-15
343C	Chrome	\$ 153	\$ 163
343BN	Brushed Nickel (PVD)	\$ 198	\$ 212
343PN	Polished Nickel (PVD)	\$ 198	\$ 212

8" shower head



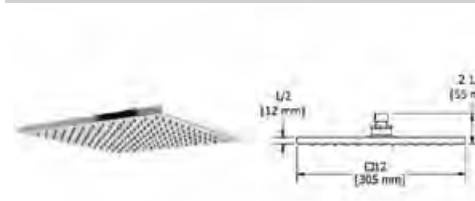
©UPC®

- ½" inlet female
- Scale-free
- **Swivel**
- **7.6 L/min, 2.0 gpm (US) 60psi**

• Add -15 for flow rate 5.69 L/min, 1.5 gpm (US) 60psi

Product	Finish	Price	-15
488C	Chrome	\$ 247	\$ 258
488BN	Brushed Nickel (PVD)	\$ 365	\$ 375
488PN	Polished Nickel (PVD)	\$ 365	\$ 375

12" shower head

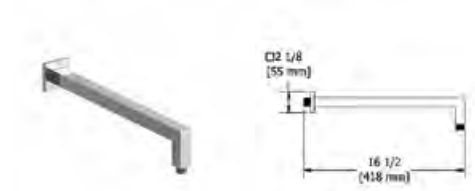


©UPC®

- ½" inlet female
- Scale-free
- **Swivel**
- **7.6 L/min, 2.0 gpm (US) 60psi**

Product	Finish	Price	-
492C	Chrome	\$ 504	-
492BN	Brushed Nickel (PVD)	\$ 654	-
492PN	Polished Nickel (PVD)	\$ 654	-

16" square shower arm



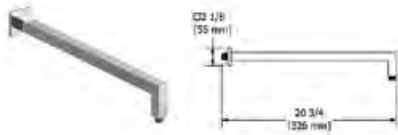
©UPC®

- ½" inlet male NPT
- Square flange

Product	Finish	Price	-
543C	Chrome	\$ 162	-
543BN	Brushed Nickel (PVD)	\$ 226	-

Bath and shower components

20" square shower arm



- 1/2" inlet male NPT
- Square flange

Code	Finish	Price
547C	Chrome	\$ 180
547BN	Brushed Nickel (PVD)	\$ 250

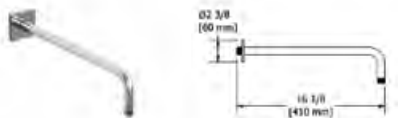
6" vertical square shower arm



- 1/2" inlet male NPT
- Square flange with set screw

Code	Finish	Price
548C	Chrome	\$ 101
548BN	Brushed Nickel (PVD)	\$ 138

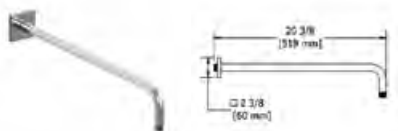
16" shower arm



- 1/2" inlet male NPT
- Square flange with set screw

Code	Finish	Price
560C	Chrome	\$ 96
560BN	Brushed Nickel (PVD)	\$ 144
560PN	Polished Nickel (PVD)	\$ 144

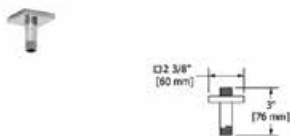
20" shower arm



- 1/2" inlet male NPT
- Square flange with set screw

Code	Finish	Price
533C	Chrome	\$ 105
533BN	Brushed Nickel (PVD)	\$ 159
533PN	Polished Nickel (PVD)	\$ 159

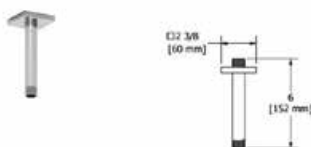
3" vertical shower arm



- 1/2" inlet male NPT
- Square flange with set screw

Code	Finish	Price
519C	Chrome	\$ 53
519BN	Brushed Nickel (PVD)	\$ 72
519PN	Polished Nickel (PVD)	\$ 72

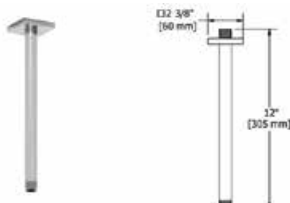
6" vertical shower arm



- 1/2" inlet male NPT
- Square flange with set screw

Code	Finish	Price
518C	Chrome	\$ 58
518BN	Brushed Nickel (PVD)	\$ 85
518PN	Polished Nickel (PVD)	\$ 85

12" vertical shower arm

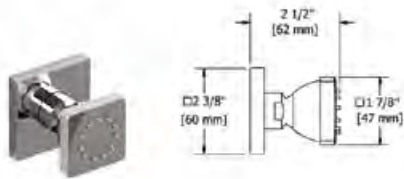


- 1/2" inlet male NPT
- Square flange with set screw

Code	Finish	Price
517C	Chrome	\$ 73
517BN	Brushed Nickel (PVD)	\$ 111
517PN	Polished Nickel (PVD)	\$ 111

Bath and shower components

Body jet

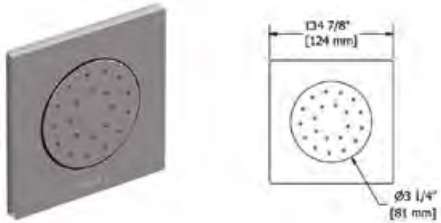


cUPC®

- ½" inlet female NPT
- Directional
- Scale-free
- 2 à/to 6 L/min, 0.5 à/to 1.6 gpm (US) 60psi

Code	Finish	Price
350C	Chrome	\$ 118
350BN	Brushed Nickel (PVD)	\$ 177
350PN	Polished Nickel (PVD)	\$ 177

Tile body jet



cUPC®

- ½" inlet male NPT
- Directional
- Scale-free
- **Special rough included**
- 4.5 L/min, 1.2 gpm (US) 60psi

* Must be ordered at the same time as the valve rough

Code	Finish	Price
340C	Chrome	\$ 251

2-jet tile body jet

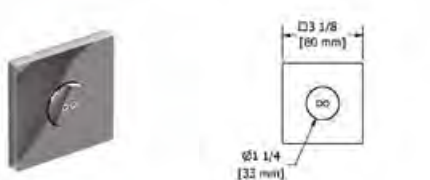


cUPC®

- ½" inlet male NPT
- Directional
- 2-jet
- Scale-free
- 6.2 L/min, 1.6 gpm (US) 60psi

Code	Finish	Price
344C	Chrome	\$ 116

Spin tile body jet



cUPC®

- ½" inlet male NPT
- Rotating jet
- **Special rough included**
- 3.7 L/min, 1 gpm (US) 60psi

* Must be ordered at the same time as the valve rough

Code	Finish	Price
349C	Chrome	\$ 251

Elbow supply

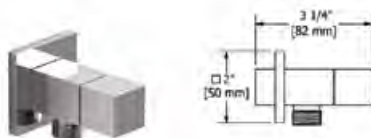


cUPC®

- ½" inlet female NPT
- ½" outlet male
- Adjustable depth

Code	Finish	Price
774C	Chrome	\$ 50
774BN	Brushed Nickel (PVD)	\$ 74
774PN	Polished Nickel (PVD)	\$ 74

Elbow supply with shut-off valve



cUPC®

- ½" inlet female NPT
- Ceramic cartridge
- ½" outlet male
- Adjustable depth

Code	Finish	Price
744C	Chrome	\$ 124

Bath and shower components

Wall-mount tub spout

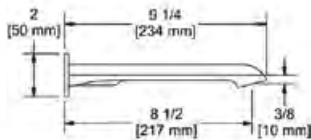


cUPC®

- 1/2" copper slip fit inlet
- Brass

Code	Finish	Price
885C	Chrome	\$ 153
885BN	Brushed Nickel (PVD)	\$ 196
885PN	Polished Nickel (PVD)	\$ 196

Wall-mount tub spout



cUPC®

- 1/2" copper slip fit inlet
- Brass

Code	Finish	Price
ZO80C	Chrome	\$ 271
ZO80BN	Brushed Nickel (PVD)	\$ 340
ZO80PN	Polished Nickel (PVD)	\$ 340

Open wall-mount tub spout rough and trim



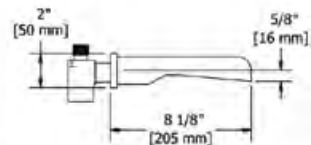
cUPC®

- ROUGH ONLY

Code	Description	Price
RH80	—	\$ 63

Code	Finish	Price
TZ00P80C	Chrome	\$ 333
TZ00P80BN	Brushed Nickel (PVD)	\$ 466
TZ00P80PN	Polished Nickel (PVD)	\$ 466

Open wall-mount tub spout



cUPC®

- 1/2" inlet male NPT
- Special rough included
- Brass

* Must be ordered at the same time as the valve rough

Code	Finish	Price
ZO0P80C	Chrome	\$ 396
ZO0P80BN	Brushed Nickel (PVD)	\$ 529
ZO0P80PN	Polished Nickel (PVD)	\$ 529

PARADOX

BATHROOMS/SALLE DE BAINS

PARADOX

AVAILABLE FINISHES | CHOIX DE FINIS



C

Chrome



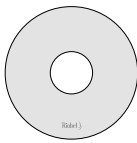
BG

Brushed Gold
Or brossé

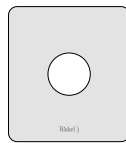
Some products are
not available in all
the illustrated finishes.

*Certains produits
ne sont pas disponibles
dans tous les finis illustrés.*

VALVE PLATE | PLAQUE DE DOUCHE



Round
Ronde



Square
Carrée



Pictogram options
Pictogrammes en option

ACCESSORIES | ACCESSOIRES

PARADOX



Robe Hook
Crochet



Paper Holder
Porte-papier



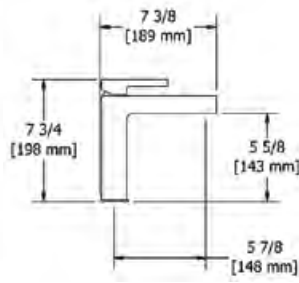
Towel Ring
Anneau à serviette



Towel Bar
Porte-serviette

More models available | *D'autres modèles sont disponibles*

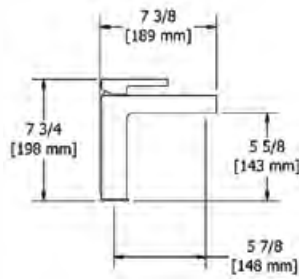
Single hole lavatory faucet



- 3/8" speedway compression
- Ceramic cartridge
- Push drain
- 4 L/min, 1.06 gpm (US) 60psi

Code	Finish	Price
PXS01C	Chrome	\$ 470
PXS01BG	Brushed Gold (PVD)	\$ 659

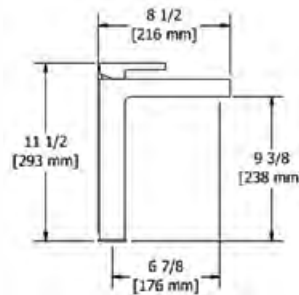
Single hole lavatory faucet



- 3/8" speedway compression
- Ceramic cartridge
- No drain
- 4 L/min, 1.06 gpm (US) 60psi

Code	Finish	Price
PXS00C	Chrome	\$ 448
PXS00BG	Brushed Gold (PVD)	\$ 621

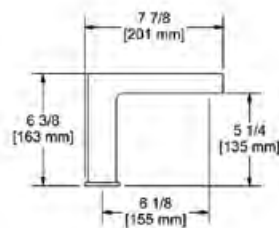
Single hole lavatory faucet



- 3/8" speedway compression
- Ceramic cartridge
- No drain
- 4 L/min, 1.06 gpm (US) 60psi

Code	Finish	Price
PXL01C	Chrome	\$ 588
PXL01BG	Brushed Gold (PVD)	\$ 825

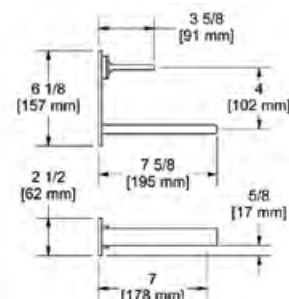
8" lavatory faucet



- 3/8" speedway compression
- Ceramic cartridge
- Push drain
- 4 L/min, 1.06 gpm (US) 60psi

Code	Finish	Price
PX08C	Chrome	\$ 685
PX08BG	Brushed Gold (PVD)	\$ 958

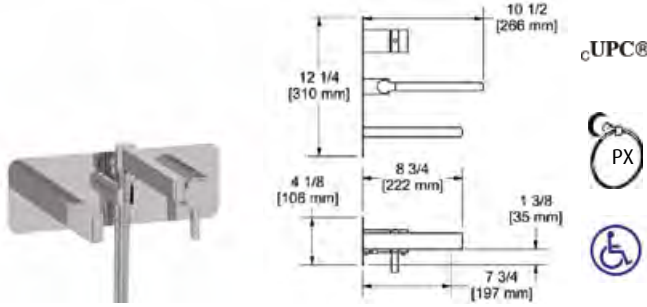
Wall-mount lavatory faucet



- 1/2" inlet female NPT
- Ceramic cartridge
- No drain
- 4 L/min, 1.06 gpm (US) 60psi

Code	Finish	Price
PX11C	Chrome	\$ 529
PX11BG	Brushed Gold (PVD)	\$ 741

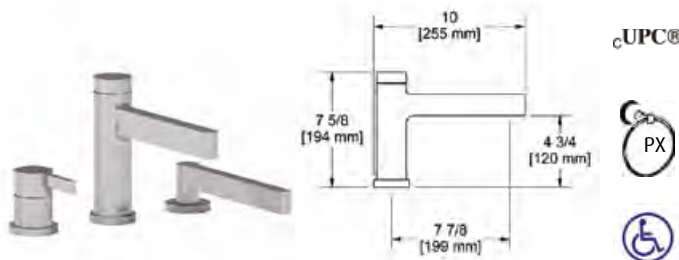
Wall-mount Type T/P (thermo/pressure balance) coaxial tub filler with hand shower



- 1/2" inlet female NPT
- Thermostatic/pressure balance coaxial cartridge with check valves
- 1-jet hand shower/scale-free
- 2-way no share
- Service valves
- 20.5 L/min, 5.4 gpm (US) 60psi

Code	Finish	Price
PX21C	Chrome	\$ 1131

3-piece deck-mount tub filler with hand shower



- 1/2" inlet male NPT
- Ceramic cartridge
- 1-jet hand shower/scale-free
- 33 L/min, 8.7 gpm (US) 60psi

Add **-EX** for **EXPANSION PEX** connection
Add **-SPEX** for **PEX** connection

Code	Finish	Price
PX10C	Chrome	\$ 753
PX10BG	Brushed Gold (PVD)	\$ 1053

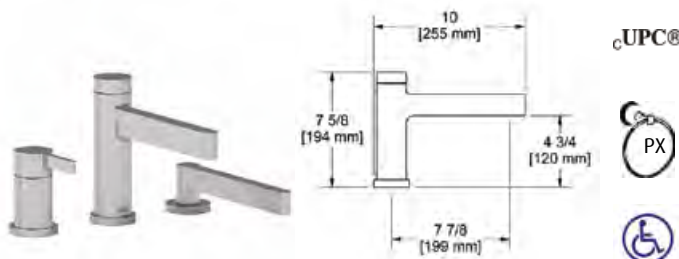
3-piece deck-mount tub filler rough and trim



• ROUGH ONLY		
Code	Description	Price
RHTB	1/2" male NPT connections	\$ 207
RHTB-SPEX	PEX connections	\$ 207
RHTB-EX	EXPANSION PEX connections	\$ 207

• TRIM ONLY		
Code	Finish	Price
TPX10C	Chrome	\$ 546
TPX10BG	Brushed Gold (PVD)	\$ 846

3-piece Type P (pressure balance) deck-mount tub filler with hand shower



- 1/2" inlet male NPT
- Ceramic cartridge and balancing spool with check valves
- 1-jet hand shower/scale-free
- 23 L/min, 6.0 gpm (US) 60psi

Add **-EX** for **EXPANSION PEX** connection
Add **-SPEX** for **PEX** connection

Code	Finish	Price
PX16C	Chrome	\$ 824
PX16BG	Brushed Gold (PVD)	\$ 1150

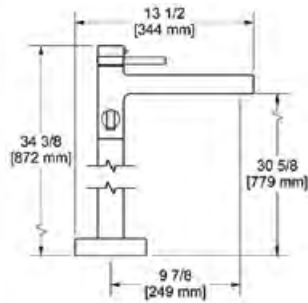
3-piece Type P (pressure balance) deck-mount tub filler rough and trim



• ROUGH ONLY		
Code	Description	Price
RHTB	1/2" male NPT connections	\$ 207
RHTB-SPEX	PEX connections	\$ 207
RHTB-EX	EXPANSION PEX connections	\$ 207

• TRIM ONLY		
Code	Finish	Price
TPX16C	Chrome	\$ 617
TPX16BG	Brushed Gold (PVD)	\$ 943

2-way Type T (thermostatic) coaxial floor-mount tub filler with hand shower



UPC®



- 1/2" inlet male NPT
- Thermostatic coaxial cartridge with check valves
- 1-jet hand shower/scale-free
- 2 parts: rough and trim
- 2 check valves
- 23 L/min, 6.0 gpm (US) 60psi

Add **-EX** for **EXPANSION PEX** connection
 Add **-SPEX** for **PEX** connection

Code	Finish	Price
PX39C	Chrome	\$ 1766
PX39BG	Brushed Gold (PVD)	\$ 2385

Floor-mount tub filler rough and trim



UPC®

• ROUGH ONLY

Code	Description	Price
RHFS	1/2" male NPT connections	\$ 220
RHFS-SPEX	PEX connections	\$ 220
RHFS-EX	EXPANSION PEX connections	\$ 220

• TRIM ONLY

Code	Finish	Price
TPX39C	Chrome	\$ 1546
TPX39BG	Brushed Gold (PVD)	\$ 2165

Rough, trim and concrete floor installation box



UPC®

• ROUGH ONLY

Code	Description	Price
RHBX-SPEX	PEX connections	\$ 442
RHBX-EX	EXPANSION PEX connections	\$ 442

• TRIM ONLY

Code	Finish	Price
TPX39C	Chrome	\$ 1546
TPX39BG	Brushed Gold (PVD)	\$ 2165

Paradox

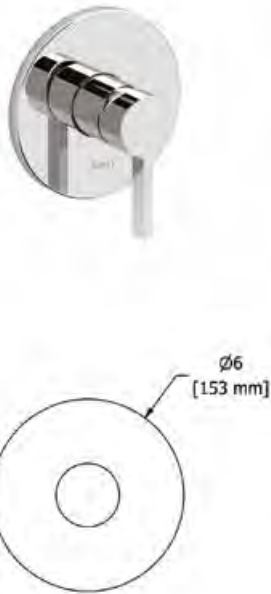


Type P (pressure balance) valve



R51	\$ 131	R51-SPEX	\$ 131	R51-EX	\$ 131
<ul style="list-style-type: none"> • Rough only • ½" inlet male NPT or sweat • ½" outlet male NPT or sweat • Service valves • Test cap • TXX51XX trim required to complete 		<ul style="list-style-type: none"> • Rough only • ½" inlet PEX • ½" shower outlet PEX • ¾" bath outlet PEX or ½" sweat • Service valves • Test cap • TXX51XX trim required to complete 		<ul style="list-style-type: none"> • Rough only • ½" inlet EXPANSION PEX • ½" shower outlet EXPANSION PEX • ¾" bath outlet EXPANSION PEX or ½" sweat • Service valves • Test cap • TXX51XX trim required to complete 	

Type P (pressure balance) valve and trim



• Trim only

Product	Price
TPXTM51C	\$ 204
TPXTM51BG	\$ 341

- ½" inlet male NPT or sweat
- ½" outlet male NPT or sweat
- Ceramic cartridge and balancing spool with check valves
- Service valves
- Double action: flow and temperature control
- 22 L/min, 5.8 gpm (US) 60psi

Add **-EX** for **EXPANSION PEX** connection

Add **-SPEX** for **PEX** connection

Product	Price
PXTM51C	\$ 335
PXTM51BG	\$ 472

UPC®



Connection examples



Paradox

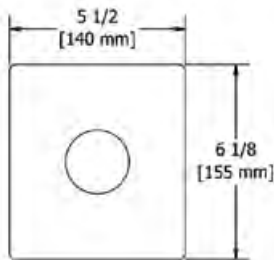


Type P (pressure balance) valve



R51	\$ 131	R51-SPEX	\$ 131	R51-EX	\$ 131
<ul style="list-style-type: none"> • Rough only • ½" inlet male NPT or sweat • ½" outlet male NPT or sweat • Service valves • Test cap • TXX51XX trim required to complete 		<ul style="list-style-type: none"> • Rough only • ½" inlet PEX • ½" shower outlet PEX • ¾" bath outlet PEX or ½" sweat • Service valves • Test cap • TXX51XX trim required to complete 		<ul style="list-style-type: none"> • Rough only • ½" inlet EXPANSION PEX • ½" shower outlet EXPANSION PEX • ¾" bath outlet EXPANSION PEX or ½" sweat • Service valves • Test cap • TXX51XX trim required to complete 	

Type P (pressure balance) valve and trim



• Trim only

Product	Price
TPXTQ51C	\$ 204
TPXTQ51BG	\$ 341

- ½" inlet male NPT or sweat
- ½" outlet male NPT or sweat
- Ceramic cartridge and balancing spool with check valves
- Service valves
- Double action: flow and temperature control
- 22 L/min, 5.8 gpm (US) 60psi

Add **-EX** for **EXPANSION PEX** connection

Add **-SPEX** for **PEX** connection

Product	Price
PXTQ51C	\$ 335
PXTQ51BG	\$ 472



Connection examples



Paradox



Riowise 2-way Type T/P (thermostatic/pressure balance) coaxial valve

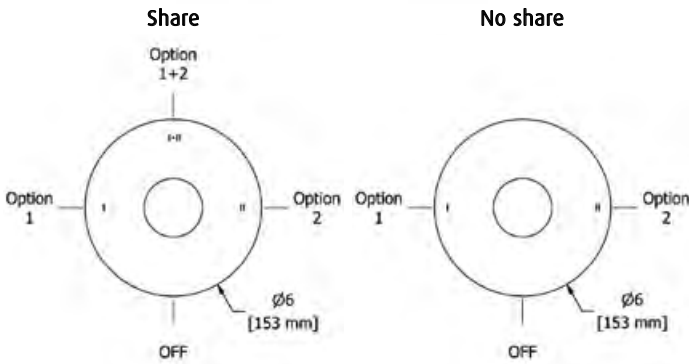


R23	\$ 163	R23-SPEX	\$ 163	R23-EX	\$ 163
<ul style="list-style-type: none"> • Rough only • ½" inlet male NPT or sweat • Two ½" outlets male NPT or sweat • Service valves • Test cap • TXX23XX or TXX44XX trim required to complete 		<ul style="list-style-type: none"> • Rough only • ½" inlet PEX • Two ½" outlets PEX • Service valves • Test cap • TXX23XX or TXX44XX trim required to complete 		<ul style="list-style-type: none"> • Rough only • ½" inlet EXPANSION PEX • Two ½" outlets EXPANSION PEX • Service valves • Test cap • TXX23XX or TXX44XX trim required to complete 	

Riowise 2-way Type T/P (thermostatic/pressure balance) coaxial valve and trim



• Trim only		
Product	No share*	Price
TPXTM23C	TPXTM44C	\$ 378
TPXTM23BG	TPXTM44BG	\$ 594



- ½" inlet male NPT or sweat
- Two ½" outlets male NPT or sweat
- Thermostatic/pressure balance coaxial cartridge with check valves
- 4 positions (OFF, 1, 1 and 2, 2) share
- 3 positions (OFF, 1, 2) no share *
- Service valves
- 24 L/min, 6.3 gpm (US) 60psi

Add -EX for EXPANSION PEX connection

Add -SPEX for PEX connection

Product	No share*	Price
PXTM23C	PXTM44C	\$ 541
PXTM23BG	PXTM44BG	\$ 757



Connection examples



Paradox

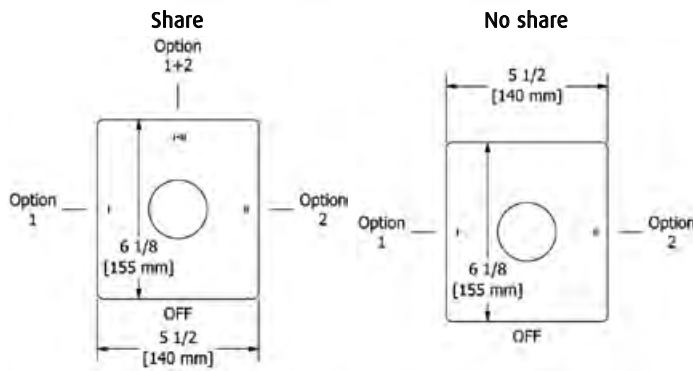


Riowise 2-way Type T/P (thermostatic/pressure balance) coaxial valve



R23	\$ 163	R23-SPEX	\$ 163	R23-EX	\$ 163
<ul style="list-style-type: none"> • Rough only • 1/2" inlet male NPT or sweat • Two 1/2" outlets male NPT or sweat • Service valves • Test cap • TXX23XX or TXX44XX trim required to complete 		<ul style="list-style-type: none"> • Rough only • 1/2" inlet PEX • Two 1/2" outlets PEX • Service valves • Test cap • TXX23XX or TXX44XX trim required to complete 		<ul style="list-style-type: none"> • Rough only • 1/2" inlet EXPANSION PEX • Two 1/2" outlets EXPANSION PEX • Service valves • Test cap • TXX23XX or TXX44XX trim required to complete 	

Riowise 2-way Type T/P (thermostatic/pressure balance) coaxial valve and trim



• Trim only

Product	No share*	Price
TPXTQ23C	TPXTQ44C	\$ 378
TPXTQ23BG	TPXTQ44BG	\$ 594

- 1/2" inlet male NPT or sweat
- Two 1/2" outlets male NPT or sweat
- Thermostatic/pressure balance coaxial cartridge with check valves
- 4 positions (OFF, 1, 1 and 2, 2) share
- 3 positions (OFF, 1, 2) no share *
- Service valves
- 24 L/min, 6.3 gpm (US) 60psi

Add -EX for EXPANSION PEX connection
Add -SPEX for PEX connection

Product	No share*	Price
PXTQ23C	PXTQ44C	\$ 541
PXTQ23BG	PXTQ44BG	\$ 757



Connection examples



Paradox



Riowise 3-way Type T/P (thermostatic/pressure balance) coaxial valve

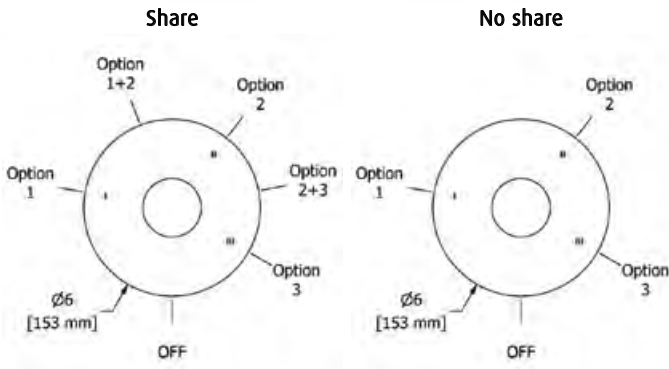


R45	\$ 227	R45-SPEX	\$ 227	R45-EX	\$ 227
<ul style="list-style-type: none"> • Rough only • ½" inlet male NPT or sweat • Three ½" outlets male NPT or sweat • Service valves • Test cap • TXX45XX or TXX47XX trim to complete 		<ul style="list-style-type: none"> • Rough only • ½" inlet PEX • Three ½" outlets PEX • Service valves • Test cap • TXX45XX or TXX47XX trim to complete 		<ul style="list-style-type: none"> • Rough only • ½" inlet EXPANSION PEX • Three ½" outlets EXPANSION PEX • Service valves • Test cap • TXX45XX or TXX47XX trim to complete 	

Riowise 3-way Type T/P (thermostatic/pressure balance) coaxial valve and trim



• Trim only		
Product	No share*	Price
TPXTM45C	TPXTM47C	\$ 361
TPXTM45BG	TPXTM47BG	\$ 598



- ½" inlet male NPT or sweat
- Three ½" outlets male NPT or sweat
- Thermostatic/pressure balance coaxial cartridge with check valves
- Service valves
- 6 positions (OFF, 1, 1 and 2, 2, 2 and 3, 3) share
- 4 positions (OFF, 1, 2, 3) no share*
- 24 L/min, 6.3 gpm (US) 60psi
- 19 L/min, 5.0 gpm (US) 60psi no share*

Add -EX for EXPANSION PEX connection

Add -SPEX for PEX connection

Product	No share*	Price
PXTM45C	PXTM47C	\$ 588
PXTM45BG	PXTM47BG	\$ 825



Connection examples



Paradox



Riowise 3-way Type T/P (thermostatic/pressure balance) coaxial valve



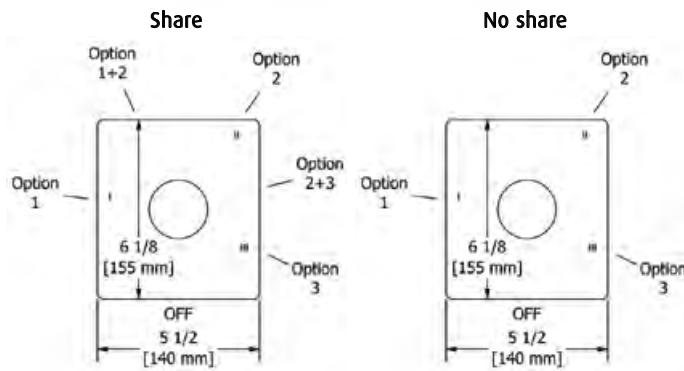
R45	\$ 227	R45-SPEX	\$ 227	R45-EX	\$ 227
<ul style="list-style-type: none"> • Rough only • ½" inlet male NPT or sweat • Three ½" outlets male NPT or sweat • Service valves • Test cap • TXX45XX or TXX47XX trim to complete 		<ul style="list-style-type: none"> • Rough only • ½" inlet PEX • Three ½" outlets PEX • Service valves • Test cap • TXX45XX or TXX47XX trim to complete 		<ul style="list-style-type: none"> • Rough only • ½" inlet EXPANSION PEX • Three ½" outlets EXPANSION PEX • Service valves • Test cap • TXX45XX or TXX47XX trim to complete 	

Riowise 3-way Type T/P (thermostatic/pressure balance) coaxial valve and trim



• Trim only

Product	No share*	Price
TPXTQ45C	TPXTQ47C	\$ 361
TPXTQ45BG	TPXTQ47BG	\$ 598



- ½" inlet male NPT or sweat
- Three ½" outlets male NPT or sweat
- Thermostatic/pressure balance coaxial cartridge with check valves
- Service valves
- 6 positions (OFF, 1, 1 and 2, 2, 2 and 3, 3) share
- 4 positions (OFF, 1, 2, 3) no share*
- 24 L/min, 6.3 gpm (US) 60psi
- 19 L/min, 5.0 gpm (US) 60psi no share*

Add -EX for EXPANSION PEX connection

Add -SPEX for PEX connection

Product	No share*	Price
PXTQ45C	PXTQ47C	\$ 588
PXTQ45BG	PXTQ47BG	\$ 825



Connection examples



Paradox



Riowise 4-way Type T/P (thermostatic/pressure balance) 3/4" coaxial valve

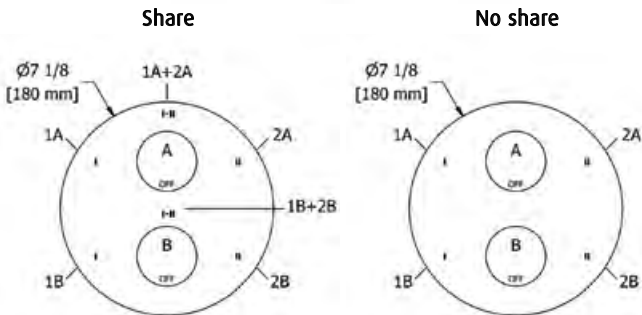


R46

\$ 348

- Rough only
- 3/4" inlet male NPT
- Must be supplied with minimum 3/4" PEX , 3/4" EXPANSION PEX or 1/2" copper
- Service valves
- Test cap
- Four 1/2" outlets female NPT
- TXX46XX or TXX88XX trim required to complete

Riowise 4-way Type T/P (thermostatic/pressure balance) 3/4" coaxial valve and trim




• Trim only

Product	No share*	Price
TPXTM46C	TPXTM88C	\$ 711

- 3/4" inlet male NPT
- Must be supplied with minimum 3/4" PEX , 3/4" EXPANSION PEX or 1/2" copper
- 2 thermo/pressure balance coaxial cartridges with check valves
- 4 integrated volume controls
- **2 different temperatures**
- Service valves
- Four 1/2" outlets female NPT
- **38 L/min, 10 gpm (US) 60psi**
- **37 L/min, 9.8 gpm (US) 60psi no share ***

Product	No share*	Price
PXTM46C	PXTM88C	\$ 1059

3/4" high performance Type T/P (thermostatic/pressure balance) coaxial complete valve



- 3/4" inlet male NPT, dedicated main water supply required
- 2 thermo/pressure balance coaxial cartridges with check valves
- 2 integrated volume controls
- **2 different temperatures**
- 4 outlets: two 1/2" outlets male NPT and two 3/4" outlets male NPT or 1/2" female NPT
- Service valves
- **76 L/min, 20 gpm (US) 60psi**

Code	Finish	Price
PXTM83C	Chrome	\$ 1178



Riowise 4-way Type T/P (thermostatic/pressure balance) 3/4" coaxial valve

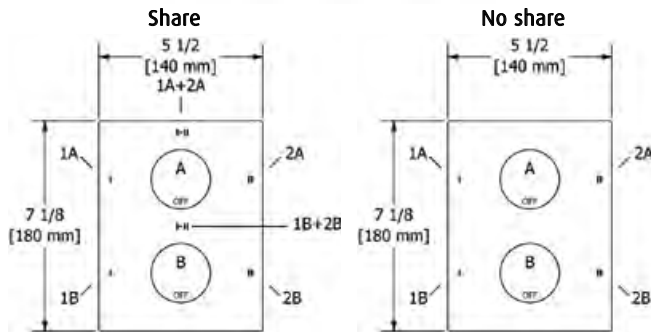


R46

\$ 348

- Rough only
- 3/4" inlet male NPT
- Must be supplied with minimum 3/4" PEX , 3/4" EXPANSION PEX or 1/2" copper
- Service valves
- Test cap
- Four 1/2" outlets female NPT
- TXX46XX or TXX88XX trim required to complete

Riowise 4-way Type T/P (thermostatic/pressure balance) 3/4" coaxial valve and trim



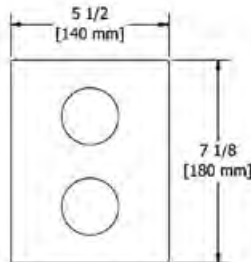
• Trim only

Product	No share*	Price
TPXTQ46C	TPXTQ88C	\$ 711

- 3/4" inlet male NPT
- Must be supplied with minimum 3/4" PEX , 3/4" EXPANSION PEX or 1/2" copper
- 2 thermo/pressure balance coaxial cartridges with check valves
- 4 integrated volume controls
- **2 different temperatures**
- Service valves
- Four 1/2" outlets female NPT
- **38 L/min, 10 gpm (US) 60psi**
- **37 L/min, 9.8 gpm (US) 60psi no share ***

Product	No share*	Price
PXTQ46C	PXTQ88C	\$ 1059

3/4" high performance Type T/P (thermostatic/pressure balance) coaxial complete valve



- 3/4" inlet male NPT, dedicated main water supply required
- Four outlets: two 1/2" outlets male NPT and two 3/4" outlets male NPT or 1/2" female NPT
- 2 thermo/pressure balance coaxial cartridges with check valves
- 2 integrated volume controls
- **2 different temperatures**
- 3/4" inlet male NPT / Stop valves
- Service valves
- **76 L/min, 20 gpm (US) 60psi**

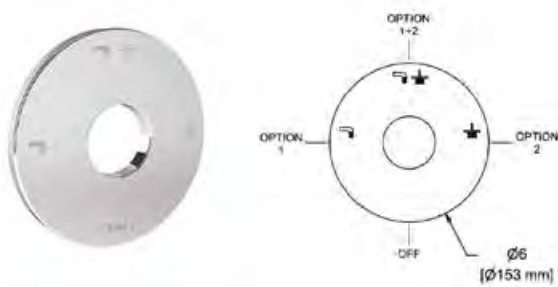
Code	Finish	Price
PXTQ83C	Chrome	\$ 1178

Paradox



Valve plate with pictogram options

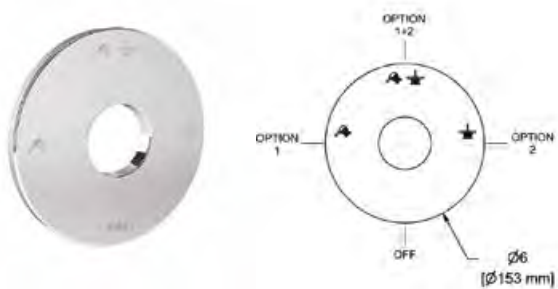
Tub spout and hand shower pictograms (2-way coaxial valves)



• Pictograms engraving: Tub spout, shower head and shared function

Code	Finish	Price
PLTM023C	Chrome	\$ 46
PLTM023BG	Brushed Gold (PVD)	\$ 64

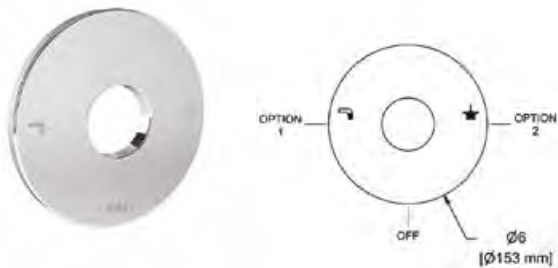
Hand shower and shower head pictograms (2-way coaxial valves)



• Pictograms engraving: Hand shower, shower head and shared function

Code	Finish	Price
PLTM123C	Chrome	\$ 46
PLTM123BG	Brushed Gold (PVD)	\$ 64

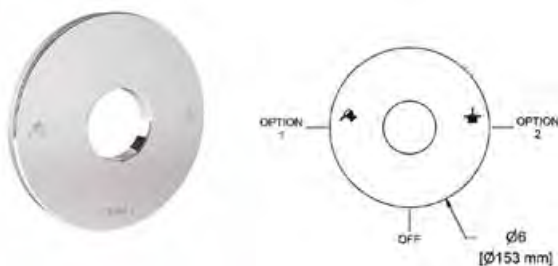
Tub spout and shower head pictograms (2-way coaxial valves)



• Pictograms engraving: Tub spout and shower head

Code	Finish	Price
PLTM044C	Chrome	\$ 46
PLTM044BG	Brushed Gold (PVD)	\$ 64

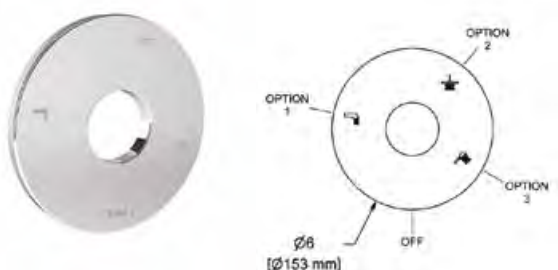
Hand shower and shower head pictograms (2-way coaxial valves)



• Pictograms engraving: Hand shower and shower head

Code	Finish	Price
PLTM144C	Chrome	\$ 46
PLTM144BG	Brushed Gold (PVD)	\$ 64

Tub spout, shower head and hand shower pictograms (3-way coaxial valves)

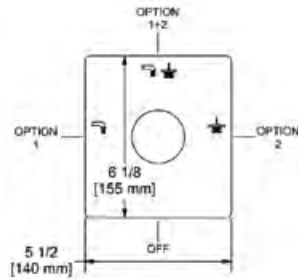


• Pictograms engraving: Tub spout, shower head and hand shower

Code	Finish	Price
PLTM045C	Chrome	\$ 46
PLTM045BG	Brushed Gold (PVD)	\$ 64

Valve plate with pictogram options

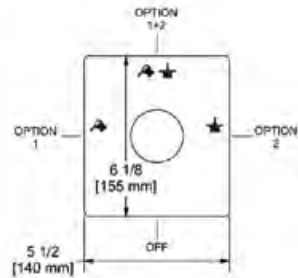
Tub spout and shower head pictograms (2-way coaxial valves)



• Pictograms engraving: Tub spout, shower head and shared function

Code	Finish	Price
PLTQ023C	Chrome	\$ 46
PLTQ023BG	Brushed Gold (PVD)	\$ 64

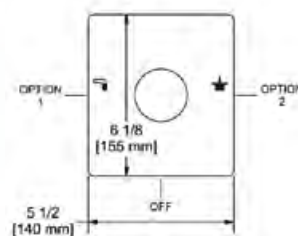
Hand shower and shower head pictograms (2-way coaxial valves)



• Pictograms engraving: Hand shower, shower head and shared function

Code	Finish	Price
PLTQ123C	Chrome	\$ 46
PLTQ123BG	Brushed Gold (PVD)	\$ 64

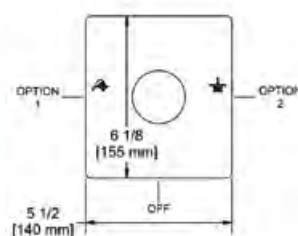
Tub spout and hand shower pictograms (2-way coaxial valves)



• Pictograms engraving: Tub spout and shower head

Code	Finish	Price
PLTQ044C	Chrome	\$ 46
PLTQ044BG	Brushed Gold (PVD)	\$ 64

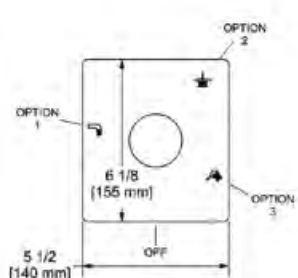
Hand shower and shower head pictograms (2-ways coaxial valves)



• Pictograms engraving: Hand shower and shower head

Code	Finish	Price
PLTQ144C	Chrome	\$ 46
PLTQ144BG	Brushed Gold (PVD)	\$ 64

Tub spout, shower head and hand shower pictograms (3-way coaxial valves)



• Pictograms engraving: Tub spout, shower head and hand shower

Code	Finish	Price
PLTQ045C	Chrome	\$ 46
PLTQ045BG	Brushed Gold (PVD)	\$ 64

Paradox



Suggested assemblies

Assembly #54PXTM



Description	Code	C	BG
Type P valve trim	TPXTM51	\$ 204	\$ 341
Type P valve rough	R51 ¹	\$ 131	\$ 131
Hand shower rail	4844	\$ 376	\$ 518
Elbow supply	710	\$ 56	\$ 85
Total		\$ 767	\$ 1075

1. Add -SPEX for PEX connection and -EX for Expansion PEX connection

Assembly #54PXTQ



Description	Code	C	BG
Type P valve trim	TPXTQ51	\$ 204	\$ 341
Type P valve rough	R51 ¹	\$ 131	\$ 131
Hand shower rail	4845	\$ 376	\$ 518
Elbow supply	774	\$ 50	\$ 82
Total		\$ 761	\$ 1072

1. Add -SPEX for PEX connection and -EX for Expansion PEX connection

Other components available in *Bath and Shower Components* section.

Paradox



Suggested assemblies

Assembly #4744PXTM



UPC®



Description	Code	C
2-way no share Type T/P coaxial valve trim	TPXTM44	\$ 378
2-way Type T/P coaxial valve rough	R23 ¹	\$ 163
2-jet shower head with arm	366	\$ 140
Wall-mount tub spout	PXTM80	\$ 260
Total		\$ 941

1. Add -SPEX for PEX connection and -EX for Expansion PEX connection

Assembly #4744PXTQ



UPC®



Description	Code	C
2-way no share Type T/P coaxial valve trim	TPXTQ44	\$ 378
2-way Type T/P coaxial valve rough	R23 ¹	\$ 163
2-jet shower head with arm	343	\$ 153
Wall-mount tub spout	PXTQ80	\$ 260
Total		\$ 954

1. Add -SPEX for PEX connection and -EX for Expansion PEX connection

Other components available in *Bath and Shower Components* section.

Paradox



Suggested assemblies

Assembly #323PXTM



UPC®



Description	Code	C	BG
2-way Type T/P coaxial valve trim	TPXTM23	\$ 378	\$ 594
2-way Type T/P coaxial valve rough	R23 ¹	\$ 163	\$ 163
Hand shower rail	4844	\$ 376	\$ 518
20 cm (8") shower head	468	\$ 230	\$ 321
40 cm (16") shower arm	503	\$ 70	\$ 127
Elbow supply	710	\$ 56	\$ 85
Total		\$ 1273	\$ 1808

1. Add *-SPEX* for PEX connection and *-EX* for Expansion PEX connection

Assembly #323PXTQ



UPC®



Description	Code	C	BG
2-way Type T/P coaxial valve trim	TPXTQ23	\$ 378	\$ 594
2-way Type T/P coaxial valve rough	R23 ¹	\$ 163	\$ 163
Hand shower rail	4845	\$ 376	\$ 518
20 cm (8") shower head	488	\$ 247	\$ 396
40 cm (16") square shower arm	543	\$ 162	\$ 244
Elbow supply	774	\$ 50	\$ 82
Total		\$ 1376	\$ 1997

1. Add *-SPEX* for PEX connection and *-EX* for Expansion PEX connection

Other components available in *Bath and Shower Components* section.

Paradox



Suggested assemblies

Assembly #1345PXTM



UPC®

Description	Code	C	BG
3-way Type T/P coaxial valve trim	TPXTM45	\$ 361	\$ 598
3-way Type T/P coaxial valve rough	R45 ¹	\$ 227	\$ 227
Hand shower rail	4844	\$ 376	\$ 518
20 cm (8") shower head	468	\$ 230	\$ 321
50 cm (20") shower arm	513	\$ 88	\$ 151
Elbow supply	710	\$ 56	\$ 85
Wall-mount tub spout	PXTM80	\$ 260	\$ 441
Total		\$ 1598	\$ 2341

1. Add -SPEX for PEX connection and -EX for Expansion PEX connection



Assembly #1345PXTQ



UPC®

Description	Code	C	BG
3-way Type T/P coaxial valve trim	TPXTQ45	\$ 361	\$ 598
3-way Type T/P coaxial valve rough	R45 ¹	\$ 227	\$ 227
Hand shower rail	4845	\$ 376	\$ 518
20 cm (8") shower head	488	\$ 247	\$ 396
50 cm (20") square shower arm	547	\$ 180	\$ 264
Elbow supply	774	\$ 50	\$ 82
Wall-mount tub spout	PXTQ80	\$ 260	\$ 441
Total		\$ 1701	\$ 2526

1. Add -SPEX for PEX connection and -EX for Expansion PEX connection



Other components available in *Bath and Shower Components* section.

Paradox



Suggested assemblies

Assembly #446PXTM



Description	Code	C
4-way Type T/P coaxial valve trim	TPXTM46	\$ 711
4-way Type T/P 3/4" coaxial valve rough	R46	\$ 348
Hand shower rail	4844	\$ 376
20 cm (8") shower head	468	\$ 230
40 cm (16") shower arm	503	\$ 70
Body jet	390 (x4)	\$ 424
Elbow supply	710	\$ 56
Total		\$ 2215

Assembly #446PXTQ



Description	Code	C
4-way Type T/P coaxial valve trim	TPXTQ46	\$ 711
4-way Type T/P 3/4" coaxial valve rough	R46	\$ 348
Hand shower rail	4845	\$ 376
20 cm (8") shower head	488	\$ 247
40 cm (16") square shower arm	543	\$ 162
Body jet	350 (x4)	\$ 472
Elbow supply	774	\$ 50
Total		\$ 2366

Other components available in *Bath and Shower Components* section.

Paradox



Suggested assemblies

Assembly #783PXTM



Description	Code	C
4-way Type T/P 3/4" coaxial complete valve	PXTM83	\$ 1178
Hand shower rail	4844(x2)	\$ 752
30 cm (12") shower head	472	\$ 423
40 cm (16") shower arm	503	\$ 70
Spin tile body jet	369 ⁴ (x4)	\$ 1004
Elbow supply with shut-off valve	790 (x2)	\$ 262
Total		\$ 3689

UPC®

4. These items must be ordered at the same time as the valve rough



Assembly #783PXTQ



Description	Code	C
4-way Type T/P 3/4" coaxial complete valve	PXTQ83	\$ 1178
Hand shower rail	4845(x2)	\$ 752
30 cm (12") shower head	492	\$ 504
40 cm (16") square shower arm	543	\$ 162
Spin tile body jet	349 ⁴ (x4)	\$ 1004
Elbow supply with shut-off valve	744 (x2)	\$ 248
Total		\$ 3848

UPC®

4. These items must be ordered at the same time as the valve rough



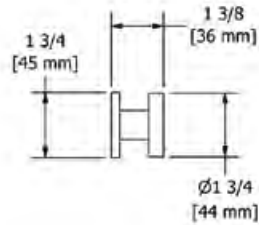
Other components available in *Bath and Shower Components* section.

Paradox



Paradox accessories

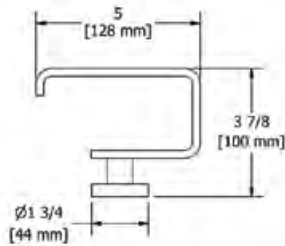
Robe hook



- 2 anchor points

Code	Finish	Price
PX0C	Chrome	\$ 61
PX0BG	Brushed Gold (PVD)	\$ 101

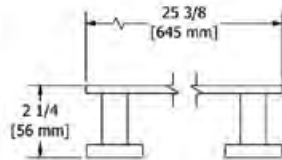
Paper holder



- 2 anchor points

Code	Finish	Price
PX3C	Chrome	\$ 86
PX3BG	Brushed Gold (PVD)	\$ 157

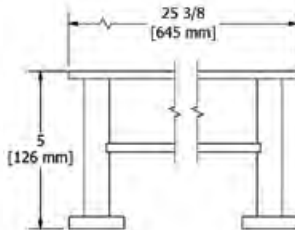
24" towel bar



- 2 anchor points

Code	Finish	Price
PX5C	Chrome	\$ 179
PX5BG	Brushed Gold (PVD)	\$ 297

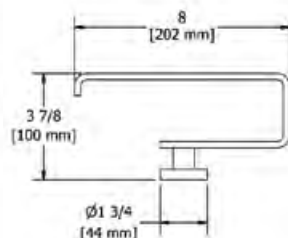
24" double towel bar



- 2 anchor points

Code	Finish	Price
PX6C	Chrome	\$ 300
PX6BG	Brushed Gold (PVD)	\$ 474

Towel ring



- 2 anchor points

Code	Finish	Price
PX7C	Chrome	\$ 104
PX7BG	Brushed Gold (PVD)	\$ 193

Bath and shower components

Hand shower rail

- Easy-Glide left cursor
- 4363, 3-jet hand shower with pause
- Scale-free
- 150 cm (59") double interlock flexible hose, **swivel** and 2 check valves
- Rectangular slide bar
- **7.6 L/min, 2.0 gpm (US) 60psi**

• Add -15 for flow rate 5.69 L/min, 1.5 gpm (US) 60psi

Product	Finish	Price	-15
4843C	Chrome	\$ 365	\$ 375

Hand shower rail

- Easy-Glide left cursor
- 4364, 2-jet hand shower
- Scale-free
- 150 cm (59") double interlock flexible hose, **swivel** and 2 check valves
- Rectangular slide bar
- **7.6 L/min, 2.0 gpm (US) 60psi**

• Add -15 for flow rate 5.69 L/min, 1.5 gpm (US) 60psi

Product	Finish	Price	-15
4844C	Chrome	\$ 376	\$ 390
4844BG	Brushed Gold (PVD)	\$ 518	\$ 528

Hand shower rail

- Easy-Glide left cursor
- 4365, 2-jet hand shower
- Scale-free
- 150 cm (59") double interlock flexible hose, **swivel** and 2 check valves
- Rectangular slide bar
- **7.6 L/min, 2.0 gpm (US) 60psi**

• Add -15 for flow rate 5.69 L/min, 1.5 gpm (US) 60psi

Product	Finish	Price	-15
4845C	Chrome	\$ 376	\$ 390
4845BG	Brushed Gold (PVD)	\$ 518	\$ 528

2-jet shower head with arm

- Six positions
- 2 jets: luxurious, invigorating
- Shower arm with round flange
- Scale-free
- **Swivel**
- **7.6 L/min, 2.0 gpm (US) 60psi**

• Add -15 for flow rate 5.69 L/min, 1.5 gpm (US) 60psi

Product	Finish	Price	-15
366C	Chrome	\$ 140	\$ 153

2-jet shower head with arm

- Six positions
- 2 jets: luxurious, invigorating
- Shower arm with square flange
- Scale-free
- **Swivel**
- **7.6 L/min, 2.0 gpm (US) 60psi**

• Add -15 for flow rate 5.69 L/min, 1.5 gpm (US) 60psi

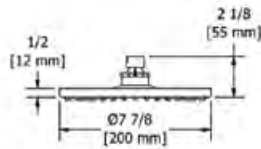
Product	Finish	Price	-15
343C	Chrome	\$ 153	\$ 163

Paradox



Bath and shower components

8" shower head



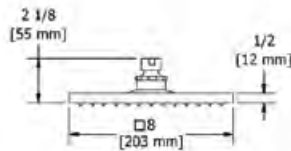
- 1/2" inlet female
- Scale-free
- Swivel
- 7.6 L/min, 2.0 gpm (US) 60psi

• Add -15 for flow rate 5.69 L/min, 1.5 gpm (US) 60psi

Product	Finish	Price	-15
468C	Chrome	\$ 230	\$ 242
468BG	Brushed Gold (PVD)	\$ 321	\$ 332

UPC®

8" shower head



- 1/2" inlet female
- Scale-free
- Swivel
- 7.6 L/min, 2.0 gpm (US) 60psi

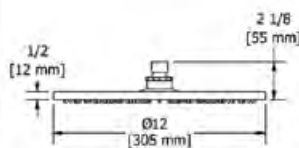
• Add -15 for flow rate 5.69 L/min, 1.5 gpm (US) 60psi

• Add -15 for flow rate 7.6 L/min, 2.0 gpm (US) 60psi

Product	Finish	Price	-15
488C	Chrome	\$ 247	\$ 258
488BG	Brushed Gold (PVD)	\$ 396	\$ 396

UPC®

12" shower head

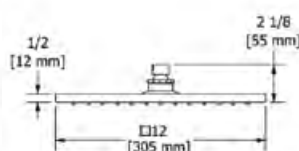


- 1/2" inlet female
- Scale-free
- Swivel
- 7.6 L/min, 2.0 gpm (US) 60psi

Product	Finish	Price	-
472C	Chrome	\$ 423	-
472BG	Brushed Gold (PVD)	\$ 590	-

UPC®

12" shower head



- 1/2" inlet female
- Scale-free
- Swivel
- 7.6 L/min, 2.0 gpm (US) 60psi

Product	Finish	Price	-
492C	Chrome	\$ 504	-

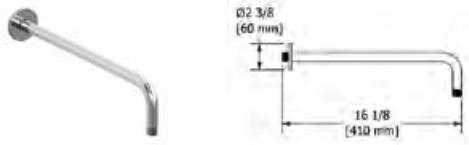
UPC®

Paradox



Bath and shower components

16" shower arm



- 1/2" inlet male NPT
- Round flange

Code	Finish	Price
503C	Chrome	\$ 70
503BG	Brushed Gold (PVD)	\$ 127

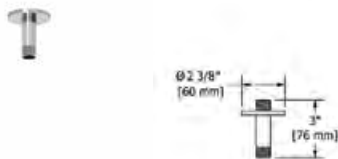
20" shower arm



- 1/2" inlet male NPT
- Round flange

Code	Finish	Price
513C	Chrome	\$ 88
513BG	Brushed Gold (PVD)	\$ 151

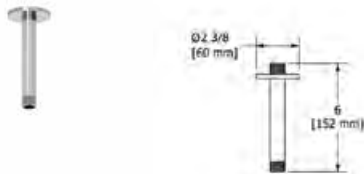
3" vertical shower arm



- 1/2" inlet male NPT
- Round flange

Code	Finish	Price
509C	Chrome	\$ 31
509BG	Brushed Gold (PVD)	\$ 58

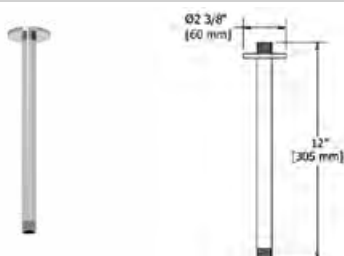
6" vertical shower arm



- 1/2" inlet male NPT
- Round flange

Code	Finish	Price
508C	Chrome	\$ 35
508BG	Brushed Gold (PVD)	\$ 64

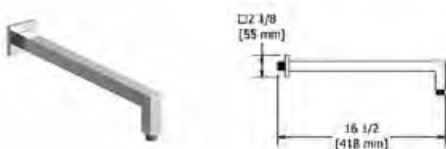
12" vertical shower arm



- 1/2" inlet male NPT
- Round flange

Code	Finish	Price
507C	Chrome	\$ 58
507BG	Brushed Gold (PVD)	\$ 95

16" square shower arm



- 1/2" inlet male NPT
- Square flange

Code	Finish	Price
543C	Chrome	\$ 162
543BG	Brushed Gold (PVD)	\$ 244

Paradox



Bath and shower components

20" square shower arm



- 1/2" inlet male NPT
- Square flange

Code	Finish	Price
547C	Chrome	\$ 180
547BG	Brushed Gold (PVD)	\$ 264

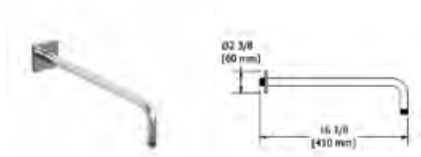
6" vertical square shower arm



- 1/2" inlet male NPT
- Square flange with set screw

Code	Finish	Price
548C	Chrome	\$ 101
548BG	Brushed Gold (PVD)	\$ 151

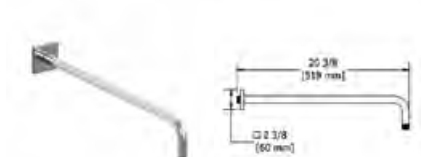
16" shower arm



- 1/2" inlet male NPT
- Square flange with set screw

Code	Finish	Price
560C	Chrome	\$ 96
560BG	Brushed Gold (PVD)	\$ 155

20" shower arm



- 1/2" inlet male NPT
- Square flange with set screw

Code	Finish	Price
533C	Chrome	\$ 105
533BG	Brushed Gold (PVD)	\$ 171

3" vertical shower arm



- 1/2" inlet male NPT
- Square flange with set screw

Code	Finish	Price
519C	Chrome	\$ 53
519BG	Brushed Gold (PVD)	\$ 80

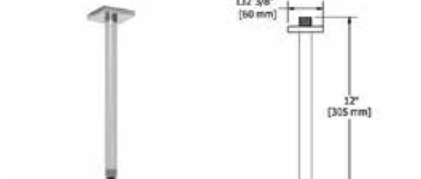
6" vertical shower arm



- 1/2" inlet male NPT
- Square flange with set screw

Code	Finish	Price
518C	Chrome	\$ 58
518BG	Brushed Gold (PVD)	\$ 94

12" vertical shower arm



- 1/2" inlet male NPT
- Square flange with set screw

Code	Finish	Price
517C	Chrome	\$ 73
517BG	Brushed Gold (PVD)	\$ 121

Bath and shower components

Spin tile body jet



cUPC®

- ½" inlet male NPT
- Rotating jet
- **Special rough included**
- **3.7 L/min, 1 gpm (US) 60psi**

* Must be ordered at the same time as the valve rough

Code	Finish	Price
369C	Chrome	\$ 251

Spin tile body jet



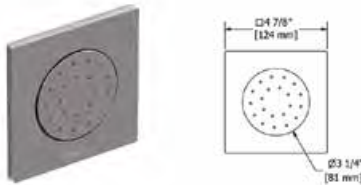
cUPC®

- ½" inlet male NPT
- Rotating jet
- **Special rough included**
- **3.7 L/min, 1 gpm (US) 60psi**

* Must be ordered at the same time as the valve rough

Code	Finish	Price
349C	Chrome	\$ 251

Tile body jet

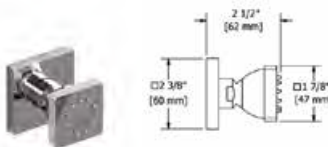


cUPC®

- ½" inlet male NPT
- Directional
- Scale-free
- **Special rough included**
- **4.5 L/min, 1.2 gpm (US) 60psi**
- * Must be ordered at the same time as the valve rough

Code	Finish	Price
340C	Chrome	\$ 251

Body jet



cUPC®

- ½" inlet female NPT
- Directional
- Scale-free
- **2 à/to 6 L/min, 0.5 à/to 1.6 gpm (US) 60psi**

Code	Finish	Price
350C	Chrome	\$ 118

2-jet tile body jet



cUPC®

- ½" inlet male NPT
- Directional
- 2-jet
- Scale-free
- **6.2 L/min, 1.6 gpm (US) 60psi**

Code	Finish	Price
344C	Chrome	\$ 116

2-jet tile body jet

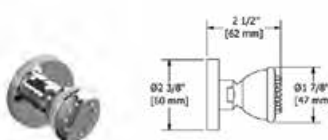


cUPC®

- ½" inlet male NPT
- Directional
- 2-jet
- Scale-free
- **6.2 L/min, 1.6 gpm (US) 60psi**

Code	Finish	Price
324C	Chrome	\$ 116

Body jet



cUPC®

- ½" inlet female NPT
- Directional
- Scale-free
- **2 à/to 6 L/min, 0.5 à/to 1.6 gpm (US) 60psi**

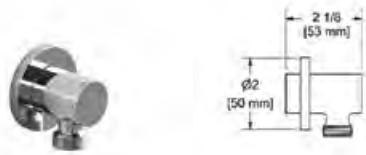
Code	Finish	Price
390C	Chrome	\$ 106

Paradox



Bath and shower components

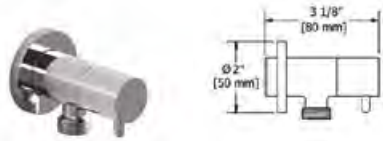
Elbow supply



- 1/2" inlet female NPT
- 1/2" outlet male
- Adjustable depth

Code	Finish	Price
710C	Chrome	\$ 56
710BG	Brushed Gold (PVD)	\$ 85

Elbow supply with shut-off valve



cUPC®

- 1/2" inlet female NPT
- Ceramic cartridge
- 1/2" outlet male
- Adjustable depth

Code	Finish	Price
790C	Chrome	\$ 131

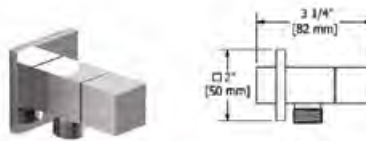
Elbow supply



- 1/2" inlet female NPT
- 1/2" outlet male
- Adjustable depth

Code	Finish	Price
774C	Chrome	\$ 50
774BG	Brushed Gold (PVD)	\$ 82

Elbow supply with shut-off valve

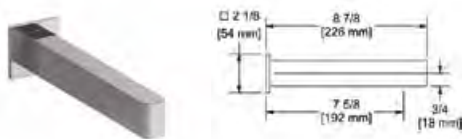


cUPC®

- 1/2" inlet female NPT
- Ceramic cartridge
- 1/2" outlet male
- Adjustable depth

Code	Finish	Price
744C	Chrome	\$ 124

Wall-mount tub spout

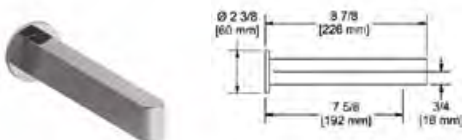


cUPC®

- 1/2" copper slip fit inlet
- Brass

Code	Finish	Price
PXTQ80C	Chrome	\$ 260
PXTQ80BG	Brushed Gold (PVD)	\$ 441

Wall-mount tub spout



cUPC®

- 1/2" copper slip fit inlet
- Brass

Code	Finish	Price
PXTM80C	Chrome	\$ 260
PXTM80BG	Brushed Gold (PVD)	\$ 441

PROFILE

BATHROOMS/SALLE DE BAINS



PROFILE

AVAILABLE FINISHES | CHOIX DE FINIS



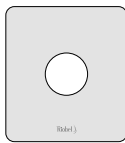
C

Chrome

Some products are not available in all the illustrated finishes.

Certains produits ne sont pas disponibles dans tous les finis illustrés.

VALVE PLATE | PLAQUE DE DOUCHE



Square
Carrée



Pictogram options
Pictogrammes en option

ACCESSORIES | ACCESSOIRES

KS



Robe Hook
Crochet



Paper Holder
Porte-papier



Towel Ring
Anneau à serviette



Towel Bar
Porte-serviette

More models available | *D'autres modèles sont disponibles*

8" wall-mount lavatory faucet

- 1/2" inlet female NPT
- Ceramic cartridge
- **No drain**
- *Jan. 2020 : gpm will decrease to meet new regulations
- **5.7 L/min, 1.5 gpm (US) 60psi**

• Add -10 for flow rate 3.7 L/min, 1 gpm (US) 60psi

Product	Finish	Price	-10
PFTQ03TC	Chrome	\$ 729	\$ 740

8" lavatory faucet

- 3/8" speedway compression
- Ceramic cartridge
- Push drain
- *Jan. 2020 : gpm will decrease to meet new regulations
- **5.7 L/min, 1.5 gpm (US) 60psi**

• Add -10 for flow rate 3.7 L/min, 1 gpm (US) 60psi

Product	Finish	Price	-10
PFTQ08TC	Chrome	\$ 593	\$ 605

4-piece deck-mount tub filler with hand shower

- 1/2" inlet male
- Ceramic cartridge
- 1-jet hand shower/scale-free
- **41.5 L/min, 11 gpm (US) 60psi**

Product	Finish	Price	-
PFTQ12TC	Chrome	\$ 787	-

4-piece bidet faucet with integrated vacuum breaker

- 1/2" inlet male NPT
- Integrated vacuum breaker
- Ceramic cartridge
- Jet
- Pop-up drain

Product	Finish	Price	-
PFTQ09TC	Chrome	\$ 824	-

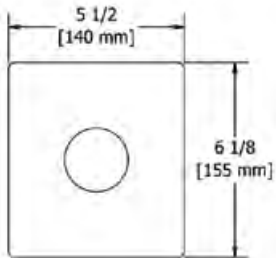
Profile

Type P (pressure balance) valve



R51	\$ 131	R51-SPEX	\$ 131	R51-EX	\$ 131
<ul style="list-style-type: none"> • Rough only • 1/2" inlet male NPT or sweat • 1/2" outlet male NPT or sweat • Service valves • Test cap • TXX51XX trim required to complete 		<ul style="list-style-type: none"> • Rough only • 1/2" inlet PEX • 1/2" shower outlet PEX • 3/4" bath outlet PEX or 1/2" sweat • Service valves • Test cap • TXX51XX trim required to complete 		<ul style="list-style-type: none"> • Rough only • 1/2" inlet EXPANSION PEX • 1/2" shower outlet EXPANSION PEX • 3/4" bath outlet EXPANSION PEX or 1/2" sweat • Service valves • Test cap • TXX51XX trim required to complete 	

Type P (pressure balance) valve and trim



• Trim only	
Product	Price
TPFTQ51C	\$ 204

- 1/2" inlet male NPT or sweat
- 1/2" outlet male NPT or sweat
- Ceramic cartridge and balancing spool with check valves
- Service valves
- Double action: flow and temperature control
- 22 L/min, 5.8 gpm (US) 60psi

Add **-EX** for **EXPANSION PEX** connection
 Add **-SPEX** for **PEX** connection

Product	Price
PFTQ51C	\$ 335

UPC®



Connection examples



Profile

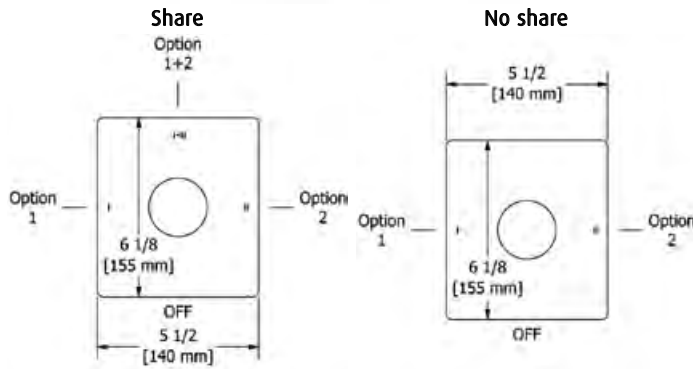


Riowise 2-way Type T/P (thermostatic/pressure balance) coaxial valve



R23	\$ 163	R23-SPEX	\$ 163	R23-EX	\$ 163
<ul style="list-style-type: none"> • Rough only • ½" inlet male NPT or sweat • Two ½" outlets male NPT or sweat • Service valves • Test cap • TXX23XX or TXX44XX trim required to complete 		<ul style="list-style-type: none"> • Rough only • ½" inlet PEX • Two ½" outlets PEX • Service valves • Test cap • TXX23XX or TXX44XX trim required to complete 		<ul style="list-style-type: none"> • Rough only • ½" inlet EXPANSION PEX • Two ½" outlets EXPANSION PEX • Service valves • Test cap • TXX23XX or TXX44XX trim required to complete 	

Riowise 2-way Type T/P (thermostatic/pressure balance) coaxial valve and trim



• Trim only		
Product	No share*	Price
TPFTQ23C	TPFTQ44C	\$ 378

- ½" inlet male NPT or sweat
- Two ½" outlets male NPT or sweat
- Thermostatic/pressure balance coaxial cartridge with check valves
- 4 positions (OFF, 1, 1 and 2, 2) share
- 3 positions (OFF, 1, 2) no share *
- Service valves
- 24 L/min, 6.3 gpm (US) 60psi

Add **-EX** for **EXPANSION PEX** connection
 Add **-SPEX** for **PEX** connection

Product	No share*	Price
PFTQ23C	PFTQ44C	\$ 541



Connection examples



Profile

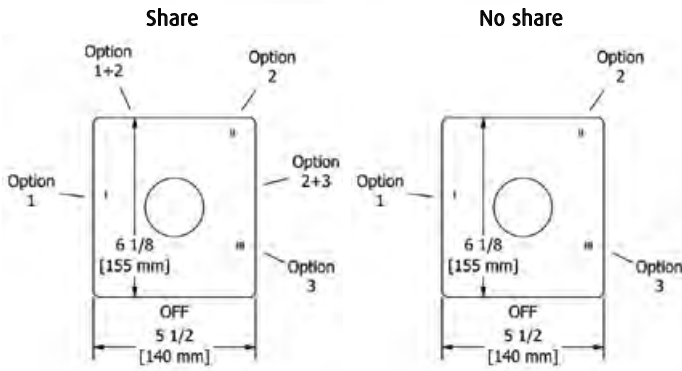


Riowise 3-way Type T/P (thermostatic/pressure balance) coaxial valve



R45	\$ 227	R45-SPEX	\$ 227	R45-EX	\$ 227
<ul style="list-style-type: none"> • Rough only • ½" inlet male NPT or sweat • Three ½" outlets male NPT or sweat • Service valves • Test cap • TXX45XX or TXX47XX trim to complete 		<ul style="list-style-type: none"> • Rough only • ½" inlet PEX • Three ½" outlets PEX • Service valves • Test cap • TXX45XX or TXX47XX trim to complete 		<ul style="list-style-type: none"> • Rough only • ½" inlet EXPANSION PEX • Three ½" outlets EXPANSION PEX • Service valves • Test cap • TXX45XX or TXX47XX trim to complete 	

Riowise 3-way Type T/P (thermostatic/pressure balance) coaxial valve and trim



• Trim only

Product	No share*	Price
TPFTQ45C	TPFTQ47C	\$ 361

- ½" inlet male NPT or sweat
- Three ½" outlets male NPT or sweat
- Thermostatic/pressure balance coaxial cartridge with check valves
- Service valves
- 6 positions (OFF, 1, 1 and 2, 2, 2 and 3, 3) share
- 4 positions (OFF, 1, 2, 3) no share*
- 24 L/min, 6.3 gpm (US) 60psi
- 19 L/min, 5.0 gpm (US) 60psi no share*

Add **-EX** for **EXPANSION PEX** connection

Add **-SPEX** for **PEX** connection

Product	No share*	Price
PFTQ45C	PFTQ47C	\$ 588




Connection examples



Profile



Riowise 4-way Type T/P (thermostatic/pressure balance) 3/4" coaxial valve

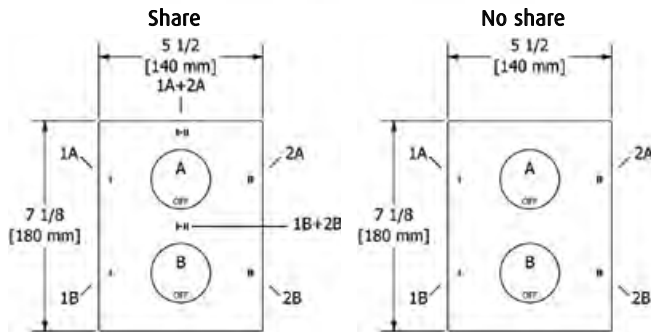


R46

\$ 348

- Rough only
- 3/4" inlet male NPT
- Must be supplied with minimum 3/4" PEX , 3/4" EXPANSION PEX or 1/2" copper
- Service valves
- Test cap
- Four 1/2" outlets female NPT
- TXX46XX or TXX88XX trim required to complete

Riowise 4-way Type T/P (thermostatic/pressure balance) 3/4" coaxial valve and trim



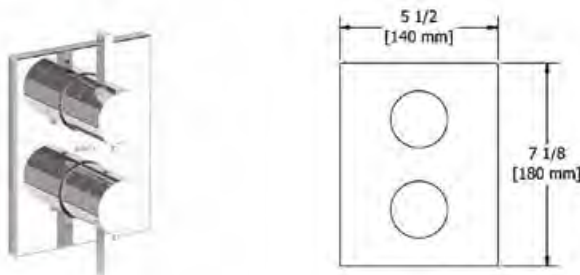
• Trim only

Product	No share*	Price
TPFTQ46C	TPFTQ88C	\$ 711

- 3/4" inlet male NPT
- Must be supplied with minimum 3/4" PEX , 3/4" EXPANSION PEX or 1/2" copper
- 2 thermo/pressure balance coaxial cartridges with check valves
- 4 integrated volume controls
- **2 different temperatures**
- Service valves
- Four 1/2" outlets female NPT
- **38 L/min, 10 gpm (US) 60psi**
- **37 L/min, 9.8 gpm (US) 60psi no share ***

Product	No share*	Price
PFTQ46C	PFTQ88C	\$ 1059

3/4" high performance Type T/P (thermostatic/pressure balance) coaxial complete valve



- 3/4" inlet male NPT, dedicated main water supply required
- 2 thermo/pressure balance coaxial cartridges with check valves
- 2 integrated volume controls
- **2 different temperatures**
- 4 outlets: two 1/2" outlets male NPT and two 3/4" outlets male NPT or 1/2" female NPT
- Service valves
- **76 L/min, 20 gpm (US) 60psi**

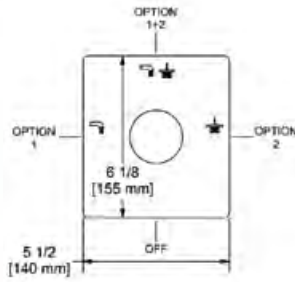
Code	Finish	Price
PFTQ83C	Chrome	\$ 1178

Profile



Valve plate with pictogram options

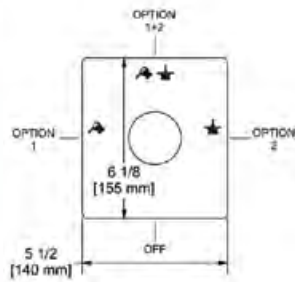
Tub spout and shower head pictograms (2-way coaxial valves)



• Pictograms engraving: Tub spout, shower head and shared function

Code	Finish	Price
PLTQ023C	Chrome	\$ 46

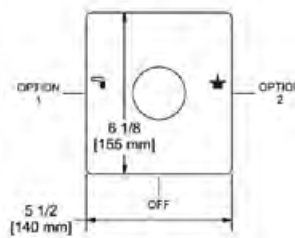
Hand shower and shower head pictograms (2-way coaxial valves)



• Pictograms engraving: Hand shower, shower head and shared function

Code	Finish	Price
PLTQ123C	Chrome	\$ 46

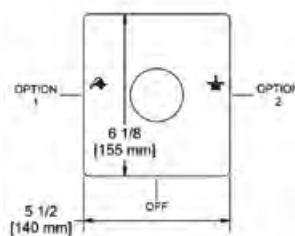
Tub spout and shower head pictograms (2-way coaxial valves)



• Pictograms engraving: Tub spout and shower head

Code	Finish	Price
PLTQ044C	Chrome	\$ 46

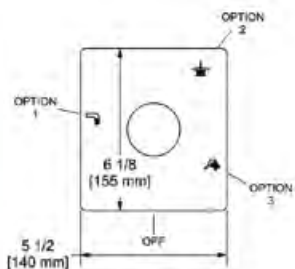
Hand shower and shower head pictograms (2-way coaxial valves)



• Pictograms engraving: Hand shower and shower head

Code	Finish	Price
PLTQ144C	Chrome	\$ 46

Tub spout, shower head and hand shower pictograms (3-way coaxial valves)



• Pictograms engraving: Tub spout, shower head and hand shower

Code	Finish	Price
PLTQ045C	Chrome	\$ 46

Profile



Suggested assemblies

Assembly #54PFTQ



Description	Code	C
Type P valve trim	TPFTQ51	\$ 204
Type P valve rough	R51 ¹	\$ 131
Hand shower rail	4845	\$ 376
Elbow supply	720	\$ 61
Total		\$ 772

1. Add -SPEX for PEX connection and -EX for Expansion PEX connection

UPC®



Assembly #4744PFTQ



Description	Code	C
2-way no share Type T/P coaxial valve trim	TPFTQ44	\$ 378
2-way Type T/P coaxial valve rough	R23 ¹	\$ 163
2-jet shower head with arm	343	\$ 153
Wall-mount tub spout	847	\$ 116
Total		\$ 810

1. Add -SPEX for PEX connection and -EX for Expansion PEX connection

UPC®



Other components available in *Bath and Shower Components* section.

Profile



Suggested assemblies

Assembly #323PFTQ



UPC®



Description	Code	C
2-way Type T/P coaxial valve trim	TPFTQ23	\$ 378
2-way Type T/P coaxial valve rough	R23 ¹	\$ 163
Hand shower rail	4845	\$ 376
20 cm (8") shower head	488	\$ 247
40 cm (16") shower arm	560	\$ 96
Elbow supply	720	\$ 61
Total		\$ 1321

1. Add -SPEX for PEX connection and -EX for Expansion PEX connection

Assembly #1345PFTQ



UPC®



Description	Code	C
3-way Type T/P coaxial valve trim	TPFTQ45	\$ 361
3-way Type T/P coaxial valve rough	R45 ¹	\$ 227
Hand shower rail	4845	\$ 376
20 cm (8") shower head	488	\$ 247
50 cm (20") shower arm	533	\$ 105
Elbow supply	720	\$ 61
Wall-mount tub spout	847	\$ 116
Total		\$ 1493

1. Add -SPEX for PEX connection and -EX for Expansion PEX connection

Other components available in *Bath and Shower Components* section.

Profile



Suggested assemblies

Assembly #446PFTQ



Description	Code	C
4-way Type T/P coaxial valve trim	TPFTQ46	\$ 711
4-way Type T/P 3/4" coaxial valve rough	R46	\$ 348
Hand shower rail	4845	\$ 376
20 cm (8") shower head	488	\$ 247
40 cm (16") shower arm	560	\$ 96
Body jet	350 (x4)	\$ 472
Elbow supply	720	\$ 61
Total		\$ 2311

UPC®



Assembly #783PFTQ



Description	Code	C
4-way Type T/P 3/4" coaxial complete valve	PFTQ83	\$ 1178
Hand shower rail	4845(x2)	\$ 752
30 cm (12") shower head	492	\$ 504
40 cm (16") shower arm	560	\$ 96
Spin tile body jet	349 ⁴ (x4)	\$ 1004
Elbow supply with shut-off valve	760 (x2)	\$ 262
Total		\$ 3796

UPC®



4. These items must be ordered at the same time as the valve rough

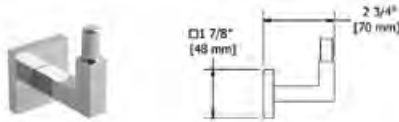
Other components available in *Bath and Shower Components* section.

Profile



KS accessories

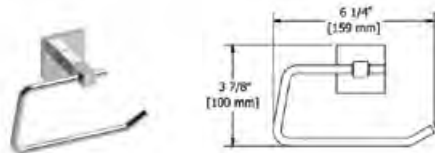
Robe hook



• 4 anchor points

Code	Finish	Price
KS0C	Chrome	\$ 65

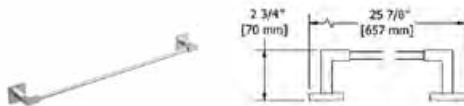
Paper holder



• 4 anchor points

Code	Finish	Price
KS3C	Chrome	\$ 91

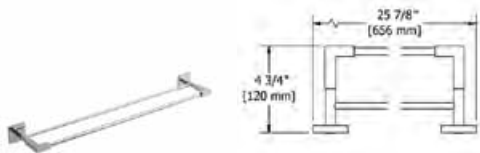
24" towel bar



• 4 anchor points

Code	Finish	Price
KS5C	Chrome	\$ 169

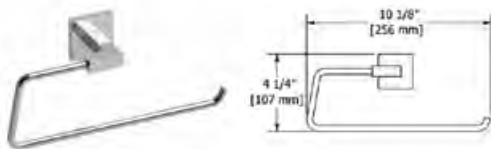
24" double towel bar



• 4 anchor points

Code	Finish	Price
KS6C	Chrome	\$ 260

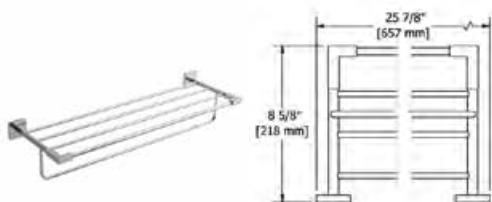
Towel ring



• 4 anchor points

Code	Finish	Price
KS7C	Chrome	\$ 96

24" towel bar with shelf



• 4 anchor points

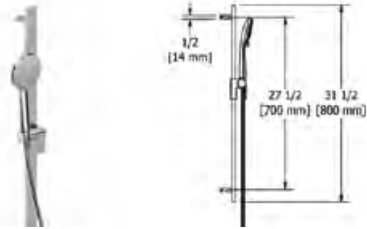
Code	Finish	Price
KS9C	Chrome	\$ 353

Profile



Bath and shower components

Hand shower rail



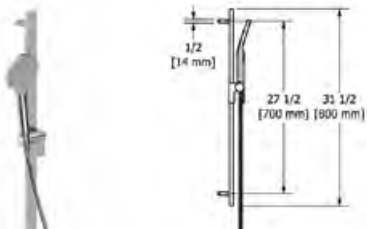
cUPC®

- Easy-Glide left cursor
- 4363, 3-jet hand shower with pause
- Scale-free
- 150 cm (59") double interlock flexible hose, **swivel** and 2 check valves
- Rectangular slide bar
- **7.6 L/min, 2.0 gpm (US) 60psi**

• Add -15 for flow rate 5.69 L/min, 1.5 gpm (US) 60psi

Product	Finish	Price	-15
4843C	Chrome	\$ 365	\$ 375

Hand shower rail



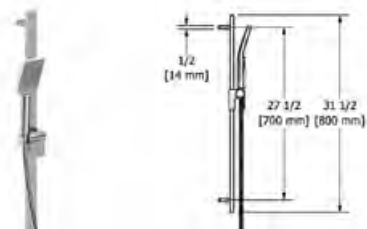
cUPC®

- Easy-Glide left cursor
- 4364, 2-jet hand shower
- Scale-free
- 150 cm (59") double interlock flexible hose, **swivel** and 2 check valves
- Rectangular slide bar
- **7.6 L/min, 2.0 gpm (US) 60psi**

• Add -15 for flow rate 5.69 L/min, 1.5 gpm (US) 60psi

Product	Finish	Price	-15
4844C	Chrome	\$ 376	\$ 390

Hand shower rail



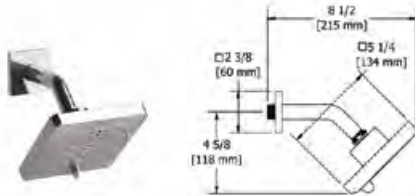
cUPC®

- Easy-Glide left cursor
- 4365, 2-jet hand shower
- Scale-free
- 150 cm (59") double interlock flexible hose, **swivel** and 2 check valves
- Rectangular slide bar
- **7.6 L/min, 2.0 gpm (US) 60psi**

• Add -15 for flow rate 5.69 L/min, 1.5 gpm (US) 60psi

Product	Finish	Price	-15
4845C	Chrome	\$ 376	\$ 390

2-jet shower head with arm



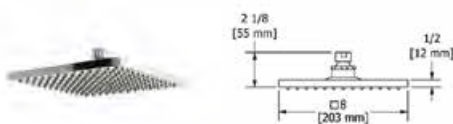
cUPC®

- Six positions
- 2 jets: luxurious, invigorating
- Shower arm with square flange
- Scale-free
- **Swivel**
- **7.6 L/min, 2.0 gpm (US) 60psi**

• Add -15 for flow rate 5.69 L/min, 1.5 gpm (US) 60psi

Product	Finish	Price	-15
343C	Chrome	\$ 153	\$ 163

8" shower head



cUPC®

- 1/2" inlet female
- Scale-free
- **Swivel**
- **7.6 L/min, 2.0 gpm (US) 60psi**

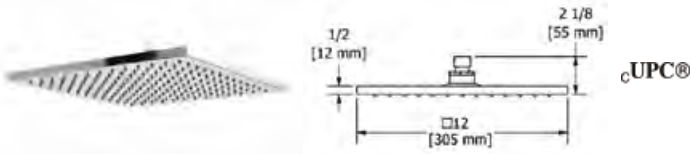
• Add -15 for flow rate 5.69 L/min, 1.5 gpm (US) 60psi

Product	Finish	Price	-15
488C	Chrome	\$ 247	\$ 258

Profile

Bath and shower components

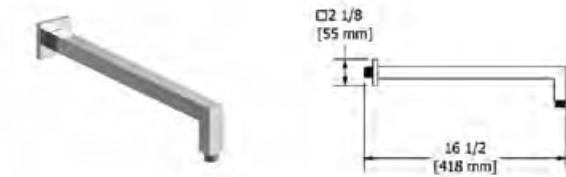
12" shower head



- 1/2" inlet female
- Scale-free
- Swivel
- 7.6 L/min, 2.0 gpm (US) 60psi

Code	Finish	Price
492C	Chrome	\$ 504

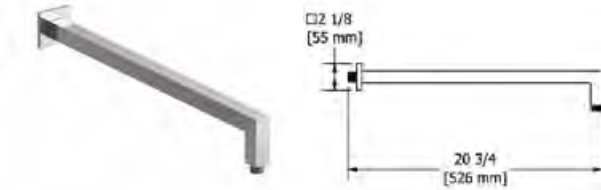
16" square shower arm



- 1/2" inlet male NPT
- Square flange

Code	Finish	Price
543C	Chrome	\$ 162


20" square shower arm



- 1/2" inlet male NPT
- Square flange

Code	Finish	Price
547C	Chrome	\$ 180

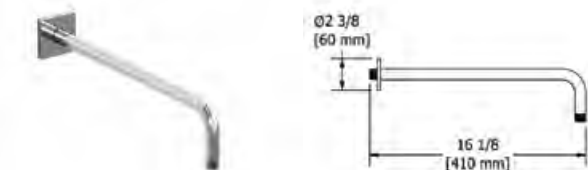
6" vertical square shower arm



- 1/2" inlet male NPT
- Square flange with set screw

Code	Finish	Price
548C	Chrome	\$ 101

16" shower arm



- 1/2" inlet male NPT
- Square flange with set screw

Code	Finish	Price
560C	Chrome	\$ 96

Profile



Bath and shower components

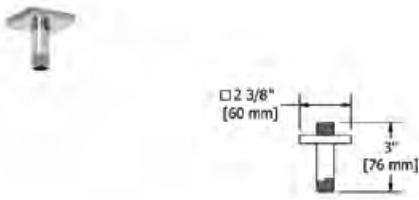
20" shower arm



- 1/2" inlet male NPT
- Square flange with set screw

Code	Finish	Price
533C	Chrome	\$ 105

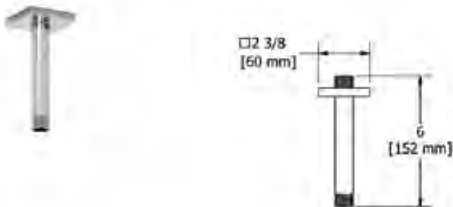
3" vertical shower arm



- 1/2" inlet male NPT
- Square flange with set screw

Code	Finish	Price
519C	Chrome	\$ 53

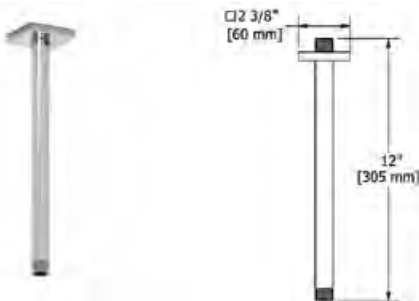
6" vertical shower arm



- 1/2" inlet male NPT
- Square flange with set screw

Code	Finish	Price
518C	Chrome	\$ 58

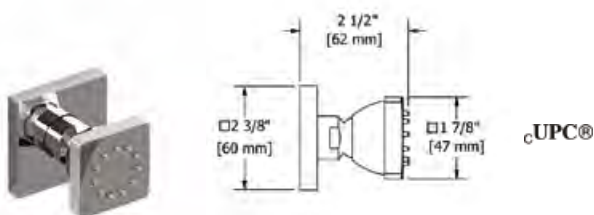
12" vertical shower arm



- 1/2" inlet male NPT
- Square flange with set screw

Code	Finish	Price
517C	Chrome	\$ 73

Body jet



- 1/2" inlet female NPT
- Directional
- Scale-free
- 2 ÷ to 6 L/min, 0.5 ÷ to 1.6 gpm (US) 60psi

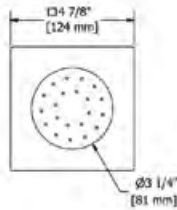
Code	Finish	Price
350C	Chrome	\$ 118

Profile



Bath and shower components

Tile body jet



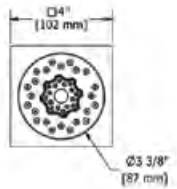
cUPC®

- 1/2" inlet male NPT
- Directional
- Scale-free
- **Special rough included**
- **4.5 L/min, 1.2 gpm (US) 60psi**

* Must be ordered at the same time as the valve rough

Code	Finish	Price
340C	Chrome	\$ 251

2-jet tile body jet

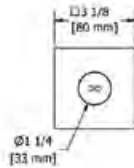


cUPC®

- 1/2" inlet male NPT
- Directional
- 2-jet
- Scale-free
- **6.2 L/min, 1.6 gpm (US) 60psi**

Code	Finish	Price
344C	Chrome	\$ 116

Spin tile body jet



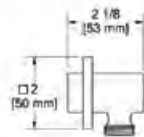
cUPC®

- 1/2" inlet male NPT
- Rotating jet
- **Special rough included**
- **3.7 L/min, 1 gpm (US) 60psi**

* Must be ordered at the same time as the valve rough

Code	Finish	Price
349C	Chrome	\$ 251

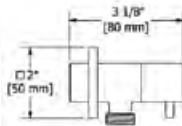
Elbow supply



- 1/2" inlet female NPT
- 1/2" outlet male
- Adjustable depth

Code	Finish	Price
720C	Chrome	\$ 61

Elbow supply with shut-off valve

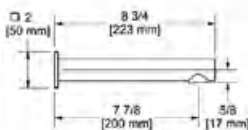


cUPC®

- 1/2" inlet female NPT
- Ceramic cartridge
- 1/2" outlet male
- Adjustable depth

Code	Finish	Price
760C	Chrome	\$ 131

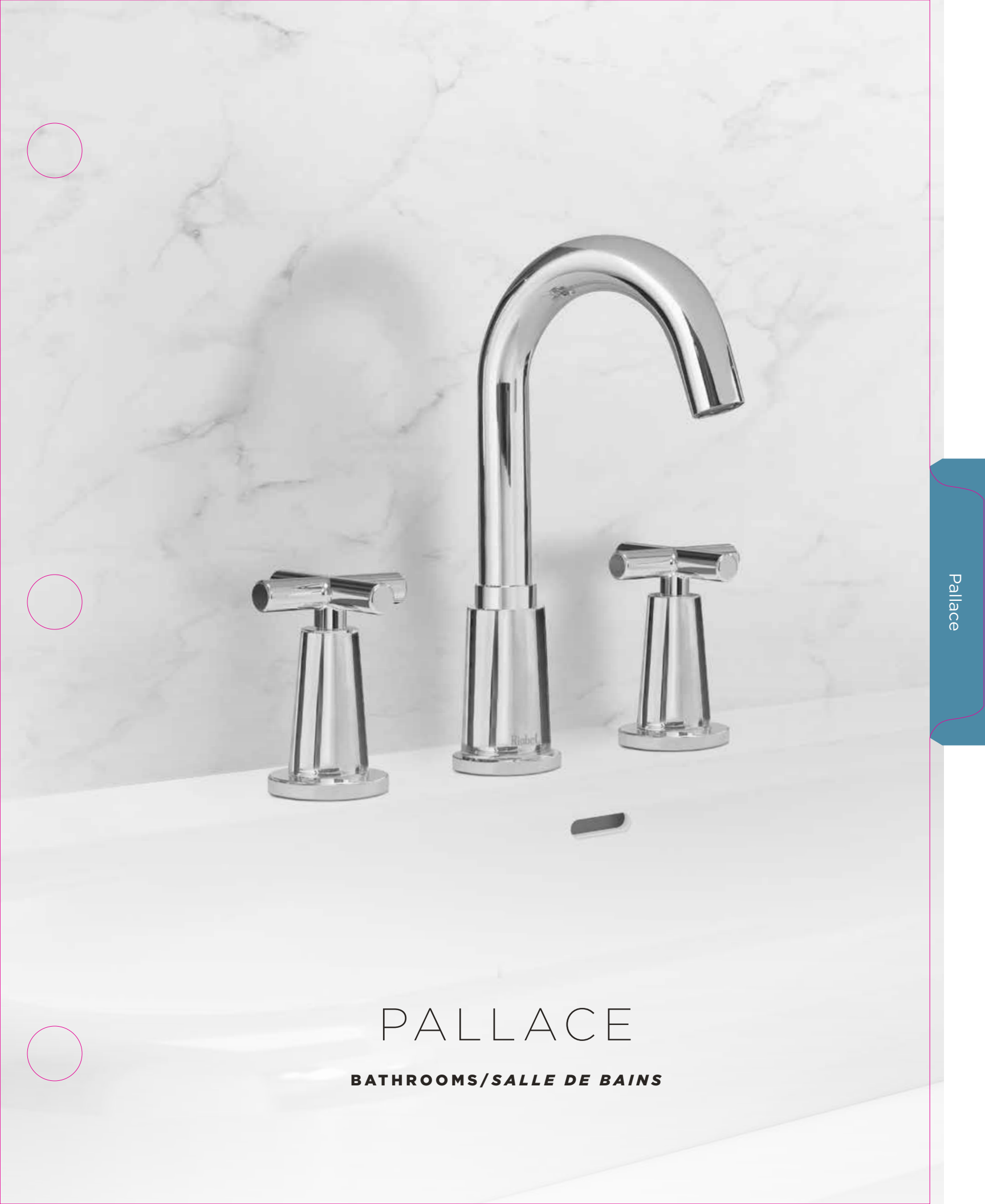
Wall-mount tub spout



cUPC®

- 1/2" copper slip fit inlet
- Brass

Code	Finish	Price
847C	Chrome	\$ 116



PALLACE

BATHROOMS/SALLE DE BAINS

PALLACE

AVAILABLE FINISHES | CHOIX DE FINIS



C

Chrome



BN

Brushed Nickel
Nickel brossé



PN

Polished Nickel
Nickel poli

Some products are not available in all the illustrated finishes.

Certains produits ne sont pas disponibles dans tous les finis illustrés.

AVAILABLE HANDLES | CHOIX DE POIGNÉES

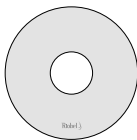


L

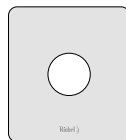


+

VALVE PLATE | PLAQUE DE DOUCHE



Round
Ronde



Square
Carrée



Pictogram options
Pictogrammes en option

ACCESSORIES | ACCESSOIRES

KS - STAR



STAR
Robe Hook
Crochet



STAR
Paper Holder
Porte-papier



KS
Robe Hook
Crochet



KS
Paper Holder
Porte-papier

More models available | *D'autres modèles sont disponibles*

Single hole lavatory faucet



- 3/8" speedway compression
- Ceramic cartridge
- Push drain
- *Jan. 2020 : gpm will decrease to meet new regulations
- 5.7 L/min, 1.5 gpm (US) 60psi

- Add -05 for flow rate 1.9 L/min, 0.5 gpm (US) 60psi
- Add -10 for flow rate 3.7 L/min, 1 gpm (US) 60psi

Product	Finish	Price	-05/-10
PAS01C	Chrome	\$ 376	\$ 390
PAS01BN	Brushed Nickel (PVD)	\$ 504	\$ 515
PAS01PN	Polished Nickel (PVD)	\$ 504	\$ 515

Single hole lavatory faucet



- 3/8" speedway compression
- Ceramic cartridge
- No drain
- *Jan. 2020 : gpm will decrease to meet new regulations
- 5.7 L/min, 1.5 gpm (US) 60psi

- Add -05 for flow rate 1.9 L/min, 0.5 gpm (US) 60psi
- Add -10 for flow rate 3.7 L/min, 1 gpm (US) 60psi

Product	Finish	Price	-05/-10
PAS00C	Chrome	\$ 354	\$ 366
PAS00BN	Brushed Nickel (PVD)	\$ 462	\$ 474
PAS00PN	Polished Nickel (PVD)	\$ 462	\$ 474

Single hole lavatory faucet



- 3/8" speedway compression
- Ceramic cartridge
- Swivel spout
- Push drain
- *Jan. 2020 : gpm will decrease to meet new regulations
- 5.7 L/min, 1.5 gpm (US) 60psi

- Add -05 for flow rate 1.9 L/min, 0.5 gpm (US) 60psi
- Add -10 for flow rate 3.7 L/min, 1 gpm (US) 60psi

Product	Finish	Price	-05/-10
PA01LC	Chrome	\$ 552	\$ 564

Single hole lavatory faucet




- 3/8" speedway compression
- Ceramic cartridge
- Swivel spout
- No drain
- *Jan. 2020 : gpm will decrease to meet new regulations
- 5.7 L/min, 1.5 gpm (US) 60psi

- Add -05 for flow rate 1.9 L/min, 0.5 gpm (US) 60psi
- Add -10 for flow rate 3.7 L/min, 1 gpm (US) 60psi

Product	Finish	Price	-05/-10
PA00LC	Chrome	\$ 529	\$ 541

Personalize your faucet with our handle options

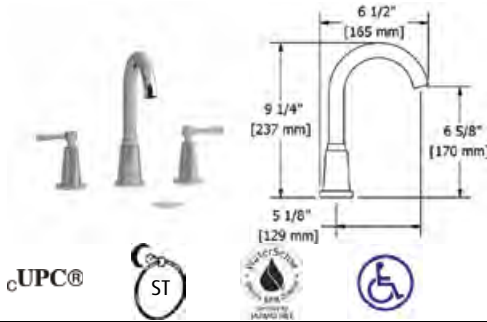


EX.:

PA__LC

PA__ + C

8" lavatory faucet



- 3/8" speedway compression
- Ceramic cartridge
- Push drain
- *Jan. 2020 : gpm will decrease to meet new regulations
- **5.7 L/min, 1.5 gpm (US) 60psi**

- Add -05 for flow rate 1.9 L/min, 0.5 gpm (US) 60psi
- Add -10 for flow rate 3.7 L/min, 1 gpm (US) 60psi

Product	Finish	Price	-05/-10
PA08LC	Chrome	\$ 571	\$ 583
PA08LBN	Brushed Nickel (PVD)	\$ 742	\$ 755
PA08LPN	Polished Nickel (PVD)	\$ 742	\$ 755

8" wall-mount lavatory faucet



- 1/2" inlet female NPT
- Ceramic cartridge
- **No drain**
- *Jan. 2020 : gpm will decrease to meet new regulations
- **5.7 L/min, 1.5 gpm (US) 60psi**

- Add -05 for flow rate 1.9 L/min, 0.5 gpm (US) 60psi
- Add -10 for flow rate 3.7 L/min, 1 gpm (US) 60psi

Product	Finish	Price	-05/-10
PA03LC	Chrome	\$ 706	\$ 718
PA03LBN	Brushed Nickel (PVD)	\$ 875	\$ 886
PA03LPN	Polished Nickel (PVD)	\$ 875	\$ 886

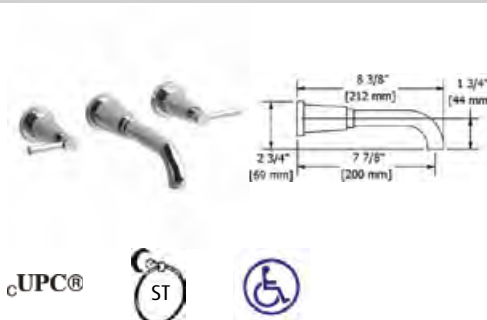
4-piece deck-mount tub filler with hand shower



- 1/2" inlet male
- Ceramic cartridge
- 1-jet hand shower/scale-free
- **41.5 L/min, 11 gpm (US) 60psi**

Product	Finish	Price	-
PA12LC	Chrome	\$ 824	-
PA12LBN	Brushed Nickel (PVD)	\$ 1059	-
PA12LPN	Polished Nickel (PVD)	\$ 1059	-


8" wall-mount tub filler



- 1/2" inlet female NPT
- Ceramic cartridge
- **40 L/min, 10.5 gpm (US) 60psi**

Product	Finish	Price	-
PA05LC	Chrome	\$ 706	-
PA05LBN	Brushed Nickel (PVD)	\$ 875	-
PA05LPN	Polished Nickel (PVD)	\$ 875	-

Personalize your faucet with our handle options

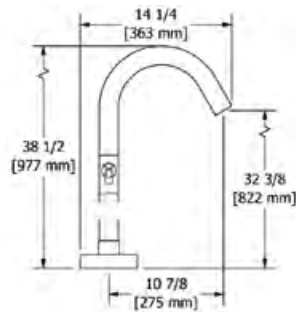


EX.:

PA__LC

PA__ + C

2-way Type T (thermostatic) coaxial floor-mount tub filler with hand shower



cUPC®



- 1/2" inlet male NPT
- Thermostatic coaxial cartridge with check valves
- 1-jet hand shower/scale-free
- 2 parts: rough and trim
- 2 check valves
- 23 L/min, 6.0 gpm (US) 60psi

Add **-EX** for **EXPANSION PEX** connection
Add **-SPEX** for **PEX** connection

Code	Finish	Price
PA39C	Chrome	\$ 1412
PA39BN	Brushed Nickel (PVD)	\$ 1884
PA39PN	Polished Nickel (PVD)	\$ 1884

Floor-mount tub filler rough and trim



cUPC®

• ROUGH ONLY

Code	Description	Price
RHFS	1/2" male NPT connections	\$ 220
RHFS-SPEX	PEX connections	\$ 220
RHFS-EX	EXPANSION PEX connections	\$ 220

• TRIM ONLY

Code	Finish	Price
TPA39C	Chrome	\$ 1192
TPA39BN	Brushed Nickel (PVD)	\$ 1664
TPA39PN	Polished Nickel (PVD)	\$ 1664

Concrete floor, rough & trim installation box



cUPC®

• ROUGH ONLY

Code	Description	Price
RHBX-SPEX	PEX connections	\$ 442
RHBX-EX	EXPANSION PEX connections	\$ 442

• TRIM ONLY

Code	Finish	Price
TPA39C	Chrome	\$ 1192
TPA39BN	Brushed Nickel (PVD)	\$ 1664
TPA39PN	Polished Nickel (PVD)	\$ 1664

6" tub filler with hand shower



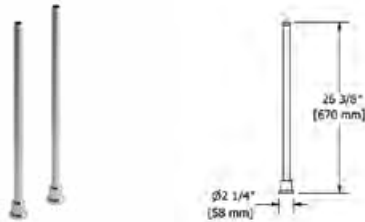
cUPC®



- 3/4" inlet female
- Ceramic cartridge
- 1-jet hand shower/scale-free
- 2 check valves
- 44 L/min, 11.6 gpm (US) 60psi

Code	Finish	Price
PA06LC	Chrome	\$ 646
PA06LBN	Brushed Nickel (PVD)	\$ 883
PA06LPN	Polished Nickel (PVD)	\$ 883

26" high floor riser pair



cUPC®

- 1/2" inlet female NPT
- 3/4" outlet male
- Pair
- 2 parts: rough and trim
- Round flange

Code	Finish	Price
TU26C	Chrome	\$ 524
TU26BN	Brushed Nickel (PVD)	\$ 740
TU26PN	Polished Nickel (PVD)	\$ 740

4" deck-mount riser pair

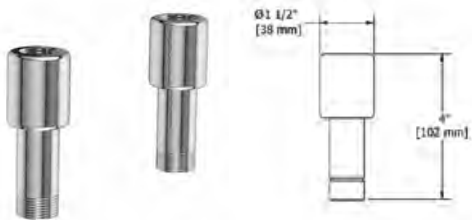


cUPC®

- 1/2" inlet female NPT
- 3/4" outlet male
- Pair
- Round flange

Code	Finish	Price
TU04C	Chrome	\$ 212
TU04BN	Brushed Nickel (PVD)	\$ 294
TU04PN	Polished Nickel (PVD)	\$ 294

3 1/2" pair of extensions for TU26



- 3/4" male NPT x 3/4" female NPT
- Pair

Code	Finish	Price
EXTTU33C	Chrome	\$ 84
EXTTU33BN	Brushed Nickel (PVD)	\$ 99

4-piece bidet faucet with integrated vacuum breaker




cUPC®



- 1/2" inlet male NPT
- Integrated vacuum breaker
- Ceramic cartridge
- Jet
- Pop-up drain

Code	Finish	Price
PA09LC	Chrome	\$ 824
PA09LBN	Brushed Nickel (PVD)	\$ 1000
PA09LPN	Polished Nickel (PVD)	\$ 1000

Personalize your faucet with our handle options



EX.:

PA__ L C

PA__ + C

Pallace

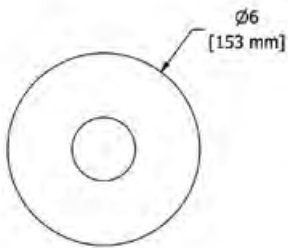


Type P (pressure balance) valve



R51	\$ 131	R51-SPEX	\$ 131	R51-EX	\$ 131
<ul style="list-style-type: none"> • Rough only • ½" inlet male NPT or sweat • ½" outlet male NPT or sweat • Service valves • Test cap • TXX51XX trim required to complete 		<ul style="list-style-type: none"> • Rough only • ½" inlet PEX • ½" shower outlet PEX • ¾" bath outlet PEX or ½" sweat • Service valves • Test cap • TXX51XX trim required to complete 		<ul style="list-style-type: none"> • Rough only • ½" inlet EXPANSION PEX • ½" shower outlet EXPANSION PEX • ¾" bath outlet EXPANSION PEX or ½" sweat • Service valves • Test cap • TXX51XX trim required to complete 	

Type P (pressure balance) valve and trim



• Trim only

Product	Price
TPATM51C	\$ 204
TPATM51BN	\$ 299
TPATM51PN	\$ 299

- ½" inlet male NPT or sweat
- Ceramic cartridge and balancing spool with check valves
- Service valves
- Double action: flow and temperature control
- 22 L/min, 5.8 gpm (US) 60psi

Add **-EX** for **EXPANSION PEX** connection

Add **-SPEX** for **PEX** connection

Product	Price
PATM51C	\$ 335
PATM51BN	\$ 430
PATM51PN	\$ 430



Connection examples



Pallace

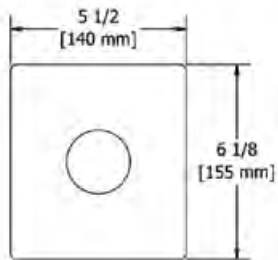


Type P (pressure balance) valve



R51	\$ 131	R51-SPEX	\$ 131	R51-EX	\$ 131
<ul style="list-style-type: none"> • Rough only • ½" inlet male NPT or sweat • ½" outlet male NPT or sweat • Service valves • Test cap • TXX51XX trim required to complete 		<ul style="list-style-type: none"> • Rough only • ½" inlet PEX • ½" shower outlet PEX • ¾" bath outlet PEX or ½" sweat • Service valves • Test cap • TXX51XX trim required to complete 		<ul style="list-style-type: none"> • Rough only • ½" inlet EXPANSION PEX • ½" shower outlet EXPANSION PEX • ¾" bath outlet EXPANSION PEX or ½" sweat • Service valves • Test cap • TXX51XX trim required to complete 	

Type P (pressure balance) valve and trim



• Trim only

Product	Price
TPATQ51C	\$ 204
TPATQ51BN	\$ 299

- ½" inlet male NPT or sweat
- ½" outlet male NPT or sweat
- Ceramic cartridge and balancing spool with check valves
- Service valves
- Double action: flow and temperature control
- 22 L/min, 5.8 gpm (US) 60psi

Add **-EX** for **EXPANSION PEX** connection

Add **-SPEX** for **PEX** connection

Product	Price
PATQ51C	\$ 335
PATQ51BN	\$ 430

UPC®



Connection examples



Pallace

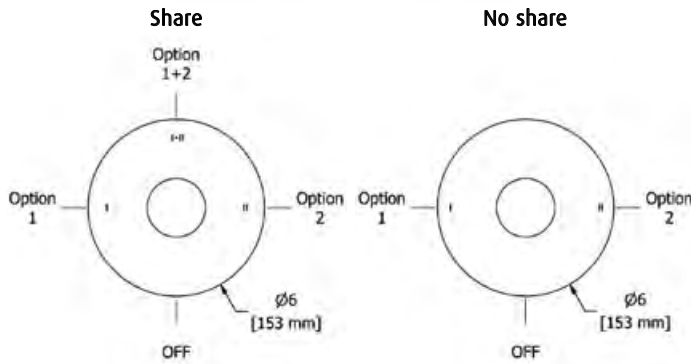


Riowise 2-way Type T/P (thermostatic/pressure balance) coaxial valve



R23	\$ 163	R23-SPEX	\$ 163	R23-EX	\$ 163
<ul style="list-style-type: none"> • Rough only • ½" inlet male NPT or sweat • Two ½" outlets male NPT or sweat • Service valves • Test cap • TXX23XX or TXX44XX trim required to complete 		<ul style="list-style-type: none"> • Rough only • ½" inlet PEX • Two ½" outlets PEX • Service valves • Test cap • TXX23XX or TXX44XX trim required to complete 		<ul style="list-style-type: none"> • Rough only • ½" inlet EXPANSION PEX • Two ½" outlets EXPANSION PEX • Service valves • Test cap • TXX23XX or TXX44XX trim required to complete 	

Riowise 2-way Type T/P (thermostatic/pressure balance) coaxial valve and trim



• Trim only

Product	No share*	Price
TPATM23C	TPATM44C	\$ 378
TPATM23BN	TPATM44BN	\$ 472
TPATM23PN	TPATM44PN	\$ 472


- ½" inlet male NPT or sweat
- Two ½" outlets male NPT or sweat
- Thermostatic/pressure balance coaxial cartridge with check valves
- 4 positions (OFF, 1, 1 and 2, 2) share
- 3 positions (OFF, 1, 2) no share *
- Service valves
- 24 L/min, 6.3 gpm (US) 60psi

Add **-EX** for **EXPANSION PEX** connection
 Add **-SPEX** for **PEX** connection

Product	No share*	Price
PATM23C	PATM44C	\$ 541
PATM23BN	PATM44BN	\$ 635
PATM23PN	PATM44PN	\$ 635



Personalize your faucet with our handle options



Pallace



Riowise 2-way Type T/P (thermostatic/pressure balance) coaxial valve

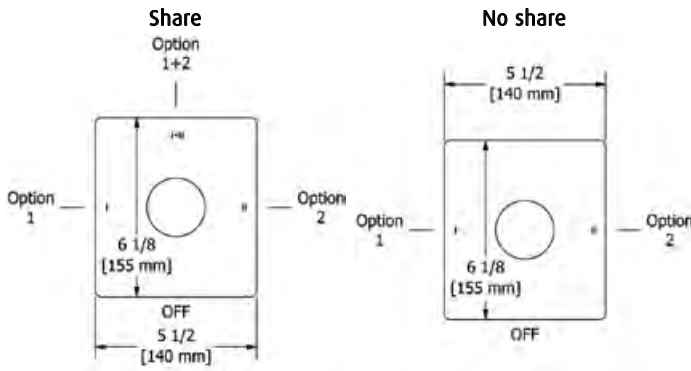


R23	\$ 163	R23-SPEX	\$ 163	R23-EX	\$ 163
<ul style="list-style-type: none"> • Rough only • ½" inlet male NPT or sweat • Two ½" outlets male NPT or sweat • Service valves • Test cap • TXX23XX or TXX44XX trim required to complete 		<ul style="list-style-type: none"> • Rough only • ½" inlet PEX • Two ½" outlets PEX • Service valves • Test cap • TXX23XX or TXX44XX trim required to complete 		<ul style="list-style-type: none"> • Rough only • ½" inlet EXPANSION PEX • Two ½" outlets EXPANSION PEX • Service valves • Test cap • TXX23XX or TXX44XX trim required to complete 	

Riowise 2-way Type T/P (thermostatic/pressure balance) coaxial valve and trim



• Trim only		
Product	No share*	Price
TPATQ23C	TPATQ44C	\$ 378
TPATQ23BN	TPATQ44BN	\$ 472



- ½" inlet male NPT or sweat
- Two ½" outlets male NPT or sweat
- Thermostatic/pressure balance coaxial cartridge with check valves
- 4 positions (OFF, 1, 1 and 2, 2) share
- 3 positions (OFF, 1, 2) no share *
- Service valves
- 24 L/min, 6.3 gpm (US) 60psi

Add -EX for EXPANSION PEX connection

Add -SPEX for PEX connection

Product	No share*	Price
PATQ23C	PATQ44C	\$ 541
PATQ23BN	PATQ44BN	\$ 635

UPC®



Personalize your faucet with our handle options



PA __ C



PA __ +C

Riowise 3-way Type T/P (thermostatic/pressure balance) coaxial valve



R45 \$ 227

- Rough only
- ½" inlet male NPT or sweat
- Three ½" outlets male NPT or sweat
- Service valves
- Test cap
- TXX45XX or TXX47XX trim to complete

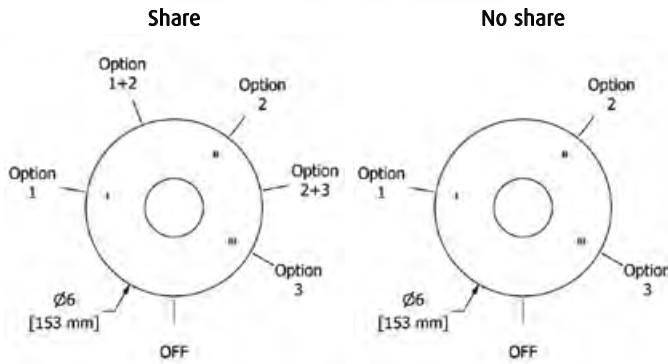
R45-SPEX \$ 227

- Rough only
- ½" inlet PEX
- Three ½" outlets PEX
- Service valves
- Test cap
- TXX45XX or TXX47XX trim to complete

R45-EX \$ 227

- Rough only
- ½" inlet EXPANSION PEX
- Three ½" outlets EXPANSION PEX
- Service valves
- Test cap
- TXX45XX or TXX47XX trim to complete

Riowise 3-way Type T/P (thermostatic/pressure balance) coaxial valve and trim



• Trim only

Product	No share*	Price
TPATM45C	TPATM47C	\$ 361
TPATM45BN	TPATM47BN	\$ 467
TPATM45PN	TPATM47PN	\$ 467

- ½" inlet male NPT or sweat
- Three ½" outlets male NPT or sweat
- Thermostatic/pressure balance coaxial cartridge with check valves
- Service valves
- 6 positions (OFF, 1, 1 and 2, 2, 2 and 3, 3) share
- 4 positions (OFF, 1, 2, 3) no share*
- 24 L/min, 6.3 gpm (US) 60psi
- 19 L/min, 5.0 gpm (US) 60psi no share*


Add **-EX** for **EXPANSION PEX** connection

Add **-SPEX** for **PEX** connection

Product	No share*	Price
PATM45C	PATM47C	\$ 588
PATM45BN	PATM47BN	\$ 694
PATM45PN	PATM47PN	\$ 694



Personalize your faucet with our handle options



Pallace



Riowise 3-way Type T/P (thermostatic/pressure balance) coaxial valve

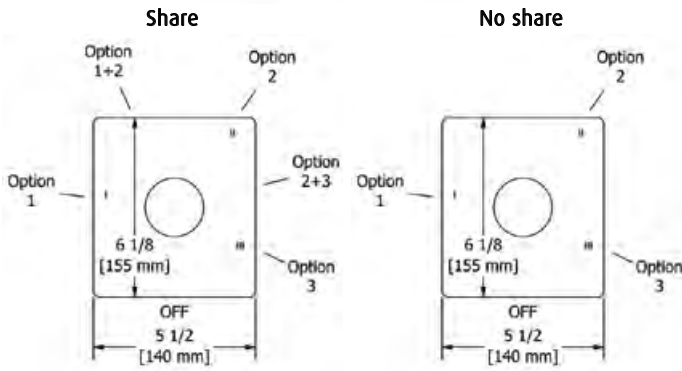


R45	\$ 227	R45-SPEX	\$ 227	R45-EX	\$ 227
<ul style="list-style-type: none"> • Rough only • ½" inlet male NPT or sweat • Three ½" outlets male NPT or sweat • Service valves • Test cap • TXX45XX or TXX47XX trim to complete 		<ul style="list-style-type: none"> • Rough only • ½" inlet PEX • Three ½" outlets PEX • Service valves • Test cap • TXX45XX or TXX47XX trim to complete 		<ul style="list-style-type: none"> • Rough only • ½" inlet EXPANSION PEX • Three ½" outlets EXPANSION PEX • Service valves • Test cap • TXX45XX or TXX47XX trim to complete 	

Riowise 3-way Type T/P (thermostatic/pressure balance) coaxial valve and trim



• Trim only		
Product	No share*	Price
TPATQ45C	TPATQ47C	\$ 361
TPATQ45BN	TPATQ47BN	\$ 467



- ½" inlet male NPT or sweat
- Three ½" outlets male NPT or sweat
- Thermostatic/pressure balance coaxial cartridge with check valves
- Service valves
- 6 positions (OFF, 1, 1 and 2, 2, 2 and 3, 3) share
- 4 positions (OFF, 1, 2, 3) no share*
- 24 L/min, 6.3 gpm (US) 60psi
- 19 L/min, 5.0 gpm (US) 60psi no share*


Add -EX for EXPANSION PEX connection

Add -SPEX for PEX connection

Product	No share*	Price
PATQ45C	PATQ47C	\$ 588
PATQ45BN	PATQ47BN	\$ 694




Personalize your faucet with our handle options



PA __ C

PA __ +C

Riowise 4-way Type T/P (thermostatic/pressure balance) 3/4" coaxial valve

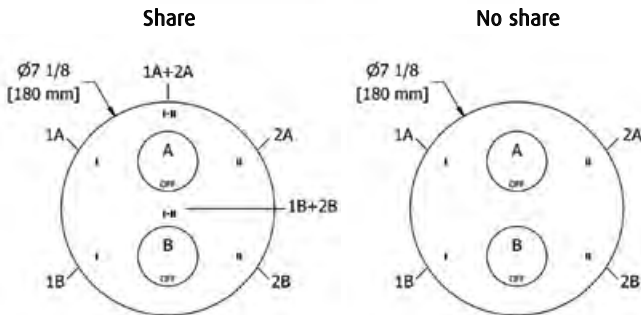


R46

\$ 348

- Rough only
- 3/4" inlet male NPT
- Must be supplied with minimum 3/4" PEX , 3/4" EXPANSION PEX or 1/2" copper
- Service valves
- Test cap
- Four 1/2" outlets female NPT
- TXX46XX or TXX88XX trim required to complete

Riowise 4-way Type T/P (thermostatic/pressure balance) 3/4" coaxial valve and trim



• Trim only


Product	No share*	Price
TPATM46C	TPATM88C	\$ 711
TPATM46BN	TPATM88BN	\$ 868
TPATM46PN	TPATM88PN	\$ 868

- 3/4" inlet male NPT
- Must be supplied with minimum 3/4" PEX , 3/4" EXPANSION PEX or 1/2" copper
- 2 thermo/pressure balance coaxial cartridges with check valves
- 4 integrated volume controls
- **2 different temperatures**
- Service valves
- Four 1/2" outlets female NPT
- **38 L/min, 10 gpm (US) 60psi**
- **37 L/min, 9.8 gpm (US) 60psi no share ***

Product	No share*	Price
PATM46C	PATM88C	\$ 1059
PATM46BN	PATM88BN	\$ 1216
PATM46PN	PATM88PN	\$ 1216



Personalize your faucet with our handle options



PA __ C

PA __ +C

Pallace



Riowise 4-way Type T/P (thermostatic/pressure balance) 3/4" coaxial valve

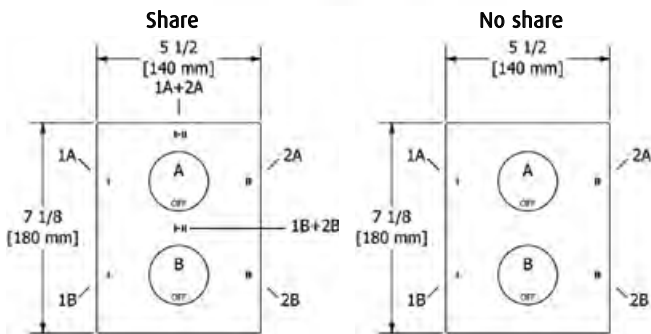


R46

\$ 348

- Rough only
- 3/4" inlet male NPT
- Must be supplied with minimum 3/4" PEX , 3/4" EXPANSION PEX or 1/2" copper
- Service valves
- Test cap
- Four 1/2" outlets female NPT
- TXX46XX or TXX88XX trim required to complete

Riowise 4-way Type T/P (thermostatic/pressure balance) 3/4" coaxial valve and trim



• Trim only

Product	No share*	Price
TPATQ46C	TPATQ88C	\$ 711
TPATQ46BN	TPATQ88BN	\$ 868

- 3/4" inlet male NPT
- Must be supplied with minimum 3/4" PEX , 3/4" EXPANSION PEX or 1/2" copper
- 2 thermo/pressure balance coaxial cartridges with check valves
- 4 integrated volume controls
- **2 different temperatures**
- Service valves
- Four 1/2" outlets female NPT
- **38 L/min, 10 gpm (US) 60psi**
- **37 L/min, 9.8 gpm (US) 60psi no share ***

Product	No share*	Price
PATQ46C	PATQ88C	\$ 1059
PATQ46BN	PATQ88BN	\$ 1216



Personalize your faucet with our handle options

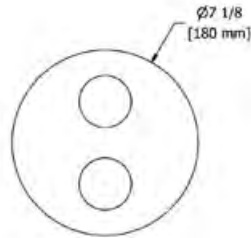


PA __ C



PA __ +C

3/4" high performance Type T/P (thermostatic/pressure balance) coaxial complete valve



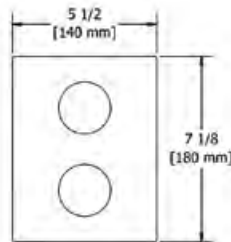
cUPC®



- 3/4" inlet male NPT, dedicated main water supply required
- 2 thermo/pressure balance coaxial cartridges with check valves
- 2 integrated volume controls
- **2 different temperatures**
- 4 outlets: two 1/2" outlets male NPT and two 3/4" outlets male NPT or 1/2" female NPT
- Service valves
- **76 L/min, 20 gpm (US) 60psi**

Code	Finish	Price
PATM83C	Chrome	\$ 1178
PATM83BN	Brushed Nickel (PVD)	\$ 1366
PATM83PN	Polished Nickel (PVD)	\$ 1366

3/4" high performance Type T/P (thermostatic/pressure balance) coaxial complete valve



cUPC®



- 3/4" inlet male NPT, dedicated main water supply required
- 2 thermo/pressure balance coaxial cartridges with check valves
- 2 integrated volume controls
- **2 different temperatures**
- 4 outlets: two 1/2" outlets male NPT and two 3/4" outlets male NPT or 1/2" female NPT
- Service valves
- **76 L/min, 20 gpm (US) 60psi**

Code	Finish	Price
PATQ83C	Chrome	\$ 1178
PATQ83BN	Brushed Nickel (PVD)	\$ 1366

Personalize your faucet with our handle options



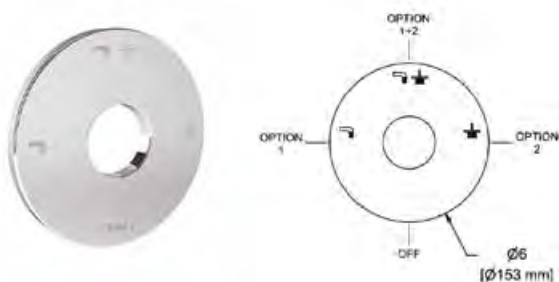
PA __ _ C



PA __ _ +C

Valve plate with pictogram options

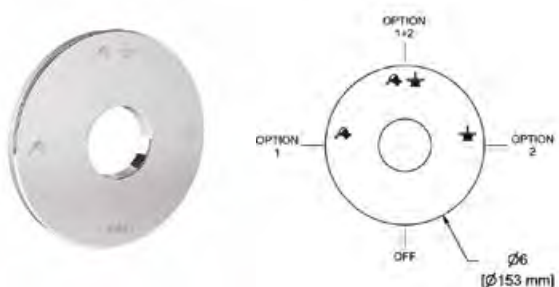
Tub spout and shower head pictograms (2-way coaxial valves)



• Pictograms engraving: Tub spout, shower head and shared function

Code	Finish	Price
PLTM023C	Chrome	\$ 46
PLTM023BN	Brushed Nickel (PVD)	\$ 57
PLTM023PN	Polished Nickel (PVD)	\$ 57

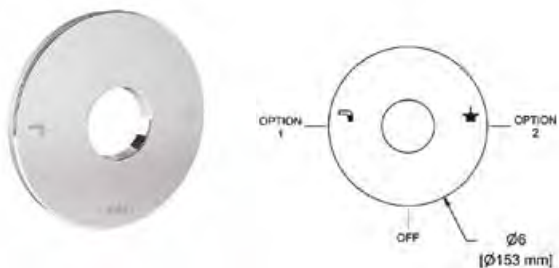
Hand shower and shower head pictograms (2-way coaxial valves)



• Pictograms engraving: Hand shower, shower head and shared function

Code	Finish	Price
PLTM123C	Chrome	\$ 46
PLTM123BN	Brushed Nickel (PVD)	\$ 57
PLTM123PN	Polished Nickel (PVD)	\$ 57

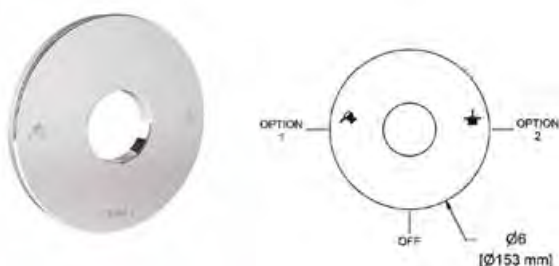
Tub spout and shower head pictograms (2-way coaxial valves)



• Pictograms engraving: Tub spout and shower head

Code	Finish	Price
PLTM044C	Chrome	\$ 46
PLTM044BN	Brushed Nickel (PVD)	\$ 57
PLTM044PN	Polished Nickel (PVD)	\$ 57

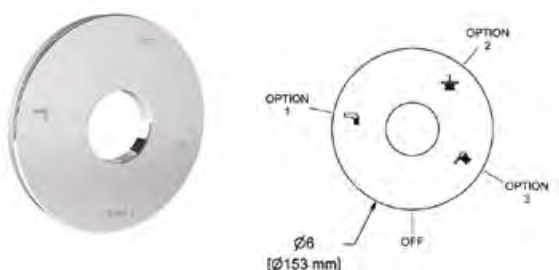
Hand shower and shower head pictograms (2-way coaxial valves)



• Pictograms engraving: Hand shower and shower head

Code	Finish	Price
PLTM144C	Chrome	\$ 46
PLTM144BN	Brushed Nickel (PVD)	\$ 57
PLTM144PN	Polished Nickel (PVD)	\$ 57

Tub spout, shower head and hand shower pictograms (3-way coaxial valves)

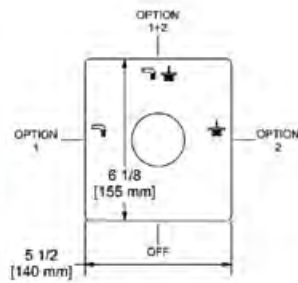


• Pictograms engraving: Tub spout, hand shower and shower head

Code	Finish	Price
PLTM045C	Chrome	\$ 46
PLTM045BN	Brushed Nickel (PVD)	\$ 57
PLTM045PN	Polished Nickel (PVD)	\$ 57

Valve plate with pictogram options

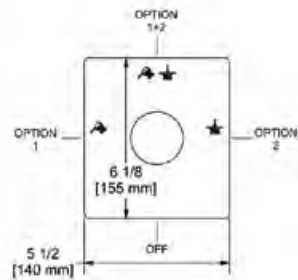
Tub spout and shower head pictograms (2-way coaxial valves)



• Pictograms engraving: Tub spout, shower head and shared function

Code	Finish	Price
PLTQ023C	Chrome	\$ 46
PLTQ023BN	Brushed Nickel (PVD)	\$ 57
PLTQ023PN	Polished Nickel (PVD)	\$ 57

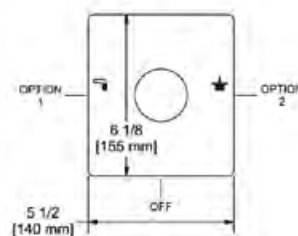
Hand shower and shower head pictograms (2-way coaxial valves)



• Pictograms engraving: Hand shower, shower head and shared function

Code	Finish	Price
PLTQ123C	Chrome	\$ 46
PLTQ123BN	Brushed Nickel (PVD)	\$ 57
PLTQ123PN	Polished Nickel (PVD)	\$ 57

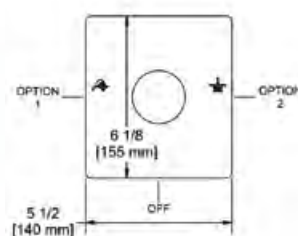
Tub spout and shower head pictograms (2-way coaxial valves)



• Pictograms engraving: Tub spout and shower head

Code	Finish	Price
PLTQ044C	Chrome	\$ 46
PLTQ044BN	Brushed Nickel (PVD)	\$ 57
PLTQ044PN	Polished Nickel (PVD)	\$ 57

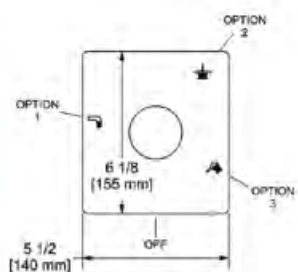
Hand shower and shower head pictograms (2-way coaxial valves)



• Pictograms engraving: Hand shower and shower head

Code	Finish	Price
PLTQ144C	Chrome	\$ 46
PLTQ144BN	Brushed Nickel (PVD)	\$ 57
PLTQ144PN	Polished Nickel (PVD)	\$ 57

Tub spout, shower head and hand shower pictograms (3-way coaxial valves)



• Pictograms engraving: Tub spout, hand shower and shower head

Code	Finish	Price
PLTQ045C	Chrome	\$ 46
PLTQ045BN	Brushed Nickel (PVD)	\$ 57
PLTQ045PN	Polished Nickel (PVD)	\$ 57

Pallace



Suggested assemblies

Assembly #54PATM



Description	Code	C	BN	PN
Type P valve trim	TPATM51	\$ 204	\$ 299	\$ 299
Type P valve rough	R51 ¹	\$ 131	\$ 131	\$ 131
Hand shower rail	1010	\$ 251	\$ 394	\$ 394
Elbow supply	710	\$ 56	\$ 78	\$ 78
Total		\$ 642	\$ 902	\$ 902

1. Add -SPEX for PEX connection and -EX for Expansion PEX connection

UPC®



Assembly #54PATQ



Description	Code	C	BN
Type P valve trim	TPATQ51	\$ 204	\$ 299
Type P valve rough	R51 ¹	\$ 131	\$ 131
Hand shower rail	2020	\$ 300	\$ 457
Elbow supply	720	\$ 61	\$ 83
Total		\$ 696	\$ 970

1. Add -SPEX for PEX connection and -EX for Expansion PEX connection

UPC®



Other components available in *Bath and Shower Components* section.

Pallace



Suggested assemblies

Assembly #4744PATM



Description	Code	C	BN	PN
2-way no share Type T/P coaxial valve trim	TPATM44 ²	\$ 378	\$ 472	\$ 472
2-way Type T/P coaxial valve rough	R23 ¹	\$ 163	\$ 163	\$ 163
2-jet shower head with arm	366	\$ 140	\$ 176	\$ 176
Wall-mount tub spout	867	\$ 105	\$ 136	\$ 136
Total		\$ 786	\$ 947	\$ 947

UPC® 1. Add *-SPEX* for PEX connection and *-EX* for Expansion PEX connection
 2. Add *+* for Cross Handle Valve



Assembly #4744PATQ



Description	Code	C	BN
2-way no share Type T/P coaxial valve trim	TPATQ44 ²	\$ 378	\$ 472
2-way Type T/P coaxial valve rough	R23 ¹	\$ 163	\$ 163
2-jet shower head with arm	343	\$ 153	\$ 198
Wall-mount tub spout	847	\$ 116	\$ 147
Total		\$ 810	\$ 980

1. Add *-SPEX* for PEX connection and *-EX* for Expansion PEX connection
 2. Add *+* for Cross Handle Valve



Pallace



Suggested assemblies

Assembly #323PATM



Description	Code	C	BN	PN
2-way Type T/P coaxial valve trim	TPATM23 ²	\$ 378	\$ 472	\$ 472
2-way Type T/P coaxial valve rough	R23 ¹	\$ 163	\$ 163	\$ 163
Hand shower rail	1010	\$ 251	\$ 394	\$ 394
20 cm (8") shower head	468	\$ 230	\$ 269	\$ 269
40 cm (16") shower arm	503	\$ 70	\$ 116	\$ 116
UPC® Elbow supply	710	\$ 56	\$ 78	\$ 78
Total		\$ 1148	\$ 1492	\$ 1492

1. Add *-SPEX* for PEX connection and *-EX* for Expansion PEX connection
2. Add *+* for Cross Handle Valve



Assembly #323PATQ



Description	Code	C	BN
2-way Type T/P coaxial valve trim	TPATQ23 ²	\$ 378	\$ 472
2-way Type T/P coaxial valve rough	R23 ¹	\$ 163	\$ 163
Hand shower rail	2020	\$ 300	\$ 457
20 cm (8") shower head	488	\$ 247	\$ 365
40 cm (16") shower arm	560	\$ 96	\$ 144
Elbow supply	720	\$ 61	\$ 83
Total		\$ 1245	\$ 1684

1. Add *-SPEX* for PEX connection and *-EX* for Expansion PEX connection
2. Add *+* for Cross Handle Valve



Other components available in *Bath and Shower Components* section.

Pallace



Suggested assemblies

Assembly #1345PATM



Description	Code	C	BN	PN
3-way Type T/P coaxial valve trim	TPATM45 ²	\$ 361	\$ 467	\$ 467
3-way Type T/P coaxial valve rough	R45 ¹	\$ 227	\$ 227	\$ 227
Hand shower rail	1010	\$ 251	\$ 394	\$ 394
20 cm (8") shower head	468	\$ 230	\$ 269	\$ 269
50 cm (20") shower arm	513	\$ 88	\$ 140	\$ 140
UPC® Elbow supply	710	\$ 56	\$ 78	\$ 78
Wall-mount tub spout	867	\$ 105	\$ 136	\$ 136
Total		\$ 1318	\$ 1711	\$ 1711

1. Add -SPEX for PEX connection and -EX for Expansion PEX connection
2. Add + for Cross Handle Valve



Assembly #1345PATQ



Description	Code	C	BN
3-way Type T/P coaxial valve trim	TPATQ45 ²	\$ 361	\$ 467
3-way Type T/P coaxial valve rough	R45 ¹	\$ 227	\$ 227
Hand shower rail	2020	\$ 300	\$ 457
20 cm (8") shower head	488	\$ 247	\$ 365
50 cm (20") shower arm	533	\$ 105	\$ 159
Elbow supply	720	\$ 61	\$ 83
UPC® Wall-mount tub spout	847	\$ 116	\$ 147
Total		\$ 1417	\$ 1905

1. Add -SPEX for PEX connection and -EX for Expansion PEX connection
2. Add + for Cross Handle Valve



Other components available in *Bath and Shower Components* section.

Pallace



Suggested assemblies

Assembly #446PATM



Description	Code	C	BN	PN
4-way Type T/P coaxial valve trim	TPATM46 ²	\$ 711	\$ 868	\$ 868
4-way Type T/P 3/4" coaxial valve rough	R46	\$ 348	\$ 348	\$ 348
Hand shower rail	1010	\$ 251	\$ 394	\$ 394
20 cm (8") shower head	468	\$ 230	\$ 269	\$ 269
40 cm (16") shower arm	503	\$ 70	\$ 116	\$ 116
UPC® Body jet	390 (x4)	\$ 424	\$ 648	\$ 648
Elbow supply	710	\$ 56	\$ 78	\$ 78
Total		\$ 2090	\$ 2721	\$ 2721

2. Add + for Cross Handle Valve



Assembly #446PATQ



Description	Code	C	BN
4-way Type T/P coaxial valve trim	TPATQ46 ²	\$ 711	\$ 868
4-way Type T/P 3/4" coaxial valve rough	R46	\$ 348	\$ 348
Hand shower rail	2020	\$ 300	\$ 457
20 cm (8") shower head	488	\$ 247	\$ 365
40 cm (16") shower arm	560	\$ 96	\$ 144
UPC® Body jet	350 (x4)	\$ 472	\$ 708
Elbow supply	720	\$ 61	\$ 83
Total		\$ 2235	\$ 2973

2. Add + for Cross Handle Valve



Other components available in *Bath and Shower Components* section.

Pallace



Suggested assemblies

Assembly#783PATM



Description	Code	C
4-way Type T/P 3/4" coaxial complete valve	PATM83 ²	\$ 1178
Hand shower rail	1010(x2)	\$ 502
30 cm (12") shower head	472	\$ 423
40 cm (16") shower arm	503	\$ 70
Spin tile body jet	369 ⁴ (x4)	\$ 1004
Elbow supply with shut-off valve	790 (x2)	\$ 262
Total		\$ 3439

UPC®

2. Add + for Cross Handle Valve

4. These items must be ordered at the same time as the valve rough



Assembly#783PATQ



Description	Code	C
3/4" high performance Type T/P coaxial complete valve	PATQ83 ²	\$ 1178
Hand shower rail	2020(x2)	\$ 600
30 cm (12") shower head	492	\$ 504
40 cm (16") shower arm	560	\$ 96
Spin tile body jet	349 ⁴ (x4)	\$ 1004
Elbow supply with shut-off valve	760 (x2)	\$ 262
Total		\$ 3644

UPC®

2. Add + for Cross Handle Valve

4. These items must be ordered at the same time as the valve rough



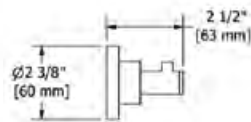
Other components available in *Bath and Shower Components* section.

Pallace



Star accessories

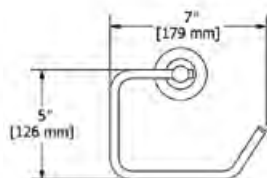
Robe hook



• 4 anchor points

Code	Finish	Price
ST0C	Chrome	\$ 61
ST0BN	Brushed Nickel (PVD)	\$ 101
ST0PN	Polished Nickel (PVD)	\$ 101

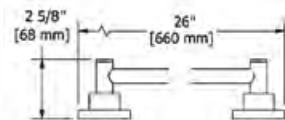
Paper holder



• 4 anchor points

Code	Finish	Price
ST3C	Chrome	\$ 101
ST3BN	Brushed Nickel (PVD)	\$ 138
ST3PN	Polished Nickel (PVD)	\$ 138

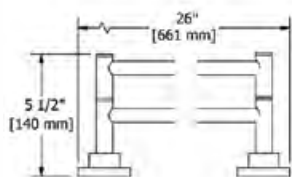
24" towel bar



• 4 anchor points

Code	Finish	Price
ST5C	Chrome	\$ 176
ST5BN	Brushed Nickel (PVD)	\$ 238
ST5PN	Polished Nickel (PVD)	\$ 238

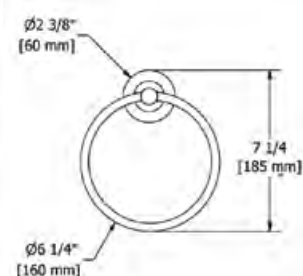
24" double towel bar



• 4 anchor points

Code	Finish	Price
ST6C	Chrome	\$ 263
ST6BN	Brushed Nickel (PVD)	\$ 365
ST6PN	Polished Nickel (PVD)	\$ 365

Towel ring

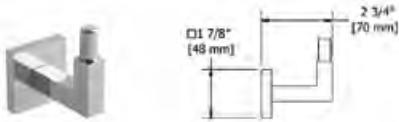


• 4 anchor points

Code	Finish	Price
ST7C	Chrome	\$ 85
ST7BN	Brushed Nickel (PVD)	\$ 119
ST7PN	Polished Nickel (PVD)	\$ 119

KS accessories

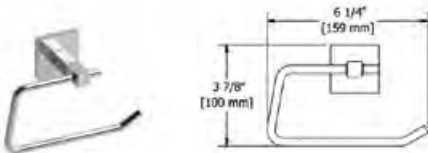
Robe hook



• 4 anchor points

Code	Finish	Price
KS0C	Chrome	\$ 65
KS0BN	Brushed Nickel (PVD)	\$ 92

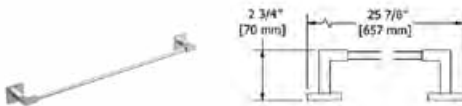
Paper holder



• 4 anchor points

Code	Finish	Price
KS3C	Chrome	\$ 91
KS3BN	Brushed Nickel (PVD)	\$ 124

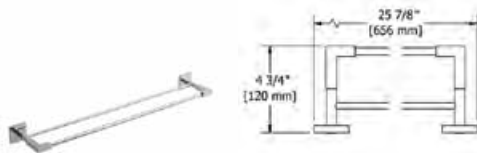
24" towel bar



• 4 anchor points

Code	Finish	Price
KS5C	Chrome	\$ 169
KS5BN	Brushed Nickel (PVD)	\$ 221

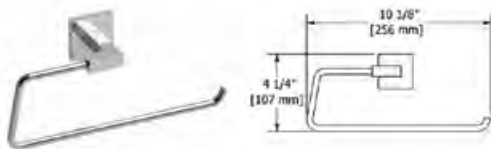
24" double towel bar



• 4 anchor points

Code	Finish	Price
KS6C	Chrome	\$ 260
KS6BN	Brushed Nickel (PVD)	\$ 340

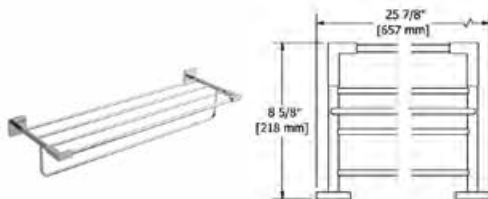
Towel ring



• 4 anchor points

Code	Finish	Price
KS7C	Chrome	\$ 96
KS7BN	Brushed Nickel (PVD)	\$ 124

24" towel bar with shelf



• 4 anchor points

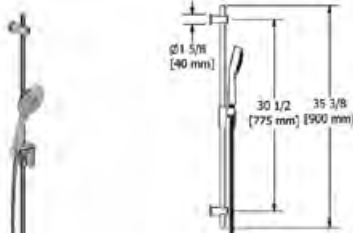
Code	Finish	Price
KS9C	Chrome	\$ 353
KS9BN	Brushed Nickel (PVD)	\$ 470

Pallace



Bath and shower components

Hand shower rail



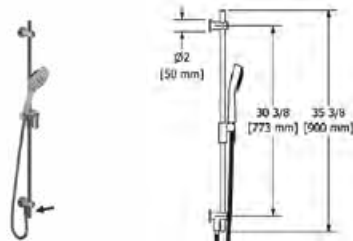
cUPC®

- Easy-Glide left cursor
- 4368, 5-jet hand shower
- Ø19 mm (¾") slide bar
- Scale-free
- 150 cm (59") double interlock flexible hose, **swivel** and 2 check valves
- **7.6 L/min, 2.0 gpm (US) 60psi**

• Add -15 for flow rate 5.69 L/min, 1.5 gpm (US) 60psi

Product	Finish	Price	-15
1010C	Chrome	\$ 251	\$ 262
1010BN	Brushed Nickel (PVD)	\$ 394	\$ 405
1010PN	Polished Nickel (PVD)	\$ 394	\$ 405

Hand shower rail with built-in elbow supply

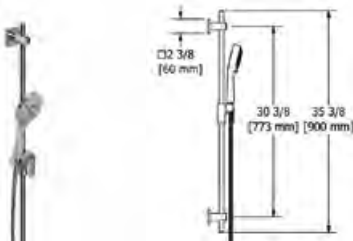


cUPC®

- Easy-Glide left cursor
- 4368, 5-jet hand shower
- Ø19 mm (¾") slide bar
- Scale-free
- 150 cm (59") double interlock flexible hose, **swivel** and 2 check valves
- **Built-in elbow supply**
- **7.6 L/min, 2.0 gpm (US) 60psi**
- Add -15 for flow rate 5.69 L/min, 1.5 gpm (US) 60psi

Product	Finish	Price	-15
1060C	Chrome	\$ 340	\$ 351
1060BN	Brushed Nickel (PVD)	\$ 504	\$ 515
1060PN	Polished Nickel (PVD)	\$ 504	\$ 515

Hand shower rail



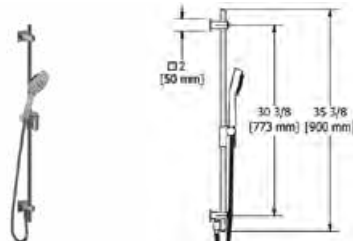
cUPC®

- Easy-Glide left cursor
- 4368, 5-jet hand shower
- Ø19 mm (¾") slide bar
- Scale-free
- 150 cm (59") double interlock flexible hose, **swivel** and 2 check valves
- **7.6 L/min, 2.0 gpm (US) 60psi**

• Add -15 for flow rate 5.69 L/min, 1.5 gpm (US) 60psi

Product	Finish	Price	-15
2020C	Chrome	\$ 300	\$ 312
2020BN	Brushed Nickel (PVD)	\$ 457	\$ 469

Hand shower rail with built-in elbow supply



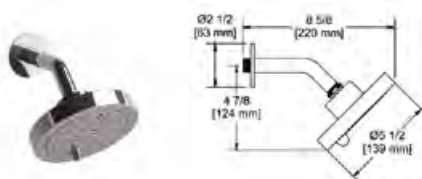
cUPC®

- Easy-Glide left cursor
- 4368, 5-jet hand shower
- Ø19 mm (¾") slide bar
- Scale-free
- 150 cm (59") double interlock flexible hose, **swivel** and 2 check valves
- **Built-in elbow supply**
- **7.6 L/min, 2.0 gpm (US) 60psi**

• Add -15 for flow rate 5.69 L/min, 1.5 gpm (US) 60psi

Product	Finish	Price	-15
2060C	Chrome	\$ 391	\$ 402
2060BN	Brushed Nickel (PVD)	\$ 588	\$ 600

2-jet shower head with arm



cUPC®

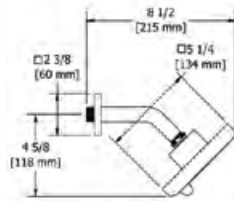
- Six positions
- 2 jets: luxurious, invigorating
- Shower arm with round flange
- Scale-free
- **Swivel**
- **7.6 L/min, 2.0 gpm (US) 60psi**

• Add -15 for flow rate 5.69 L/min, 1.5 gpm (US) 60psi

Product	Finish	Price	-15
366C	Chrome	\$ 140	\$ 153
366BN	Brushed Nickel (PVD)	\$ 176	\$ 188
366PN	Polished Nickel (PVD)	\$ 176	\$ 188

Bath and shower components

2-jet shower head with arm



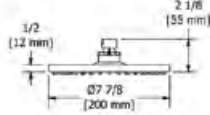
- Six positions
- 2 jets: luxurious, invigorating
- Shower arm with square flange
- Scale-free
- Swivel
- 7.6 L/min, 2.0 gpm (US) 60psi

• Add -15 for flow rate 5.69 L/min, 1.5 gpm (US) 60psi

©UPC®

Product	Finish	Price	-15
343C	Chrome	\$ 153	\$ 163
343BN	Brushed Nickel (PVD)	\$ 198	\$ 212

8" shower head



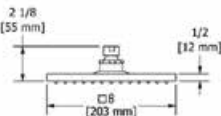
- 1/2" inlet female
- Scale-free
- Swivel
- 7.6 L/min, 2.0 gpm (US) 60psi

• Add -15 for flow rate 5.69 L/min, 1.5 gpm (US) 60psi

©UPC®

Product	Finish	Price	-15
468C	Chrome	\$ 230	\$ 242
468BN	Brushed Nickel (PVD)	\$ 269	\$ 280
468PN	Polished Nickel (PVD)	\$ 269	\$ 280

8" shower head



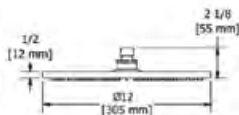
- 1/2" inlet female
- Scale-free
- Swivel
- 7.6 L/min, 2.0 gpm (US) 60psi

• Add -15 for flow rate 5.69 L/min, 1.5 gpm (US) 60psi

©UPC®

Product	Finish	Price	-15
488C	Chrome	\$ 247	\$ 258
488BN	Brushed Nickel (PVD)	\$ 365	\$ 375
488PN	Polished Nickel (PVD)	\$ 365	\$ 375

12" shower head

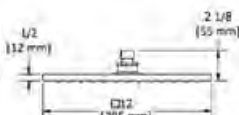


- 1/2" inlet female
- Scale-free
- Swivel
- 7.6 L/min, 2.0 gpm (US) 60psi

©UPC®

Product	Finish	Price	-
472C	Chrome	\$ 423	-
472BN	Brushed Nickel (PVD)	\$ 507	-
472PN	Polished Nickel (PVD)	\$ 507	-

12" shower head



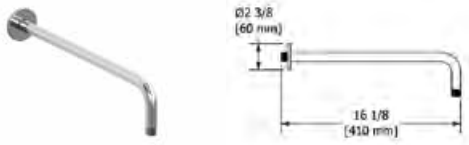
- 1/2" inlet female
- Scale-free
- Swivel
- 7.6 L/min, 2.0 gpm (US) 60psi

©UPC®

Product	Finish	Price	-
492C	Chrome	\$ 504	-
492BN	Brushed Nickel (PVD)	\$ 654	-

Bath and shower components

16" shower arm



- 1/2" inlet male NPT
- Round flange

Code	Finish	Price
503C	Chrome	\$ 70
503BN	Brushed Nickel (PVD)	\$ 116
503PN	Polished Nickel (PVD)	\$ 116

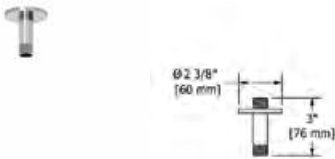
20" shower arm



- 1/2" inlet male NPT
- Round flange

Code	Finish	Price
513C	Chrome	\$ 88
513BN	Brushed Nickel (PVD)	\$ 140
513PN	Polished Nickel (PVD)	\$ 140

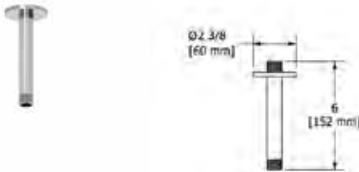
3" vertical shower arm



- 1/2" inlet male NPT
- Round flange

Code	Finish	Price
509C	Chrome	\$ 31
509BN	Brushed Nickel (PVD)	\$ 53
509PN	Polished Nickel (PVD)	\$ 53

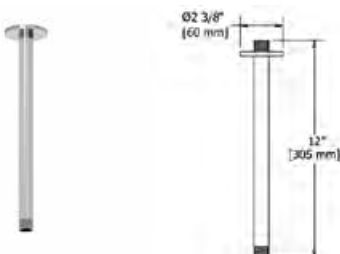
6" vertical shower arm



- 1/2" inlet male NPT
- Round flange

Code	Finish	Price
508C	Chrome	\$ 35
508BN	Brushed Nickel (PVD)	\$ 59
508PN	Polished Nickel (PVD)	\$ 59

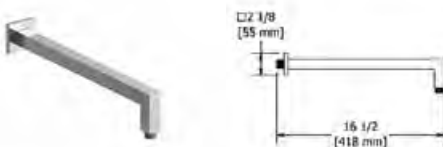
12" vertical shower arm



- 1/2" inlet male NPT
- Round flange

Code	Finish	Price
507C	Chrome	\$ 58
507BN	Brushed Nickel (PVD)	\$ 86
507PN	Polished Nickel (PVD)	\$ 86

16" square shower arm

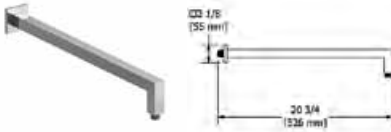


- 1/2" inlet male NPT
- Square flange

Code	Finish	Price
543C	Chrome	\$ 162
543BN	Brushed Nickel (PVD)	\$ 226

Bath and shower components

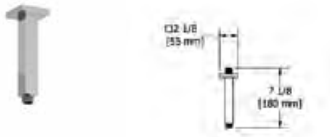
20" square shower arm



- 1/2" inlet male NPT
- Square flange

Code	Finish	Price
547C	Chrome	\$ 180
547BN	Brushed Nickel (PVD)	\$ 250

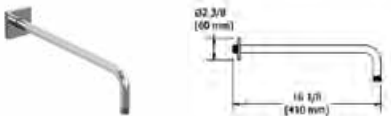
6" vertical square shower arm



- 1/2" inlet male NPT
- Square flange with set screw

Code	Finish	Price
548C	Chrome	\$ 101
548BN	Brushed Nickel (PVD)	\$ 138

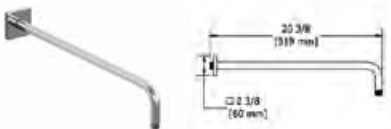
16" shower arm



- 1/2" inlet male NPT
- Square flange with set screw

Code	Finish	Price
560C	Chrome	\$ 96
560BN	Brushed Nickel (PVD)	\$ 144
560PN	Polished Nickel (PVD)	\$ 144

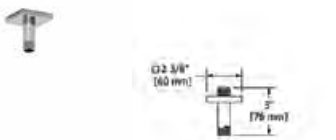
20" shower arm



- 1/2" inlet male NPT
- Square flange with set screw

Code	Finish	Price
533C	Chrome	\$ 105
533BN	Brushed Nickel (PVD)	\$ 159
533PN	Polished Nickel (PVD)	\$ 159

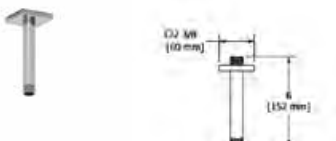
3" vertical shower arm



- 1/2" inlet male NPT
- Square flange with set screw

Code	Finish	Price
519C	Chrome	\$ 53
519BN	Brushed Nickel (PVD)	\$ 72
519PN	Polished Nickel (PVD)	\$ 72

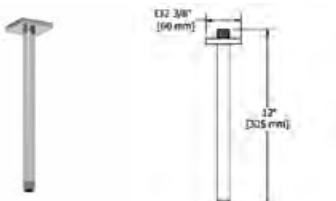
6" vertical shower arm



- 1/2" inlet male NPT
- Square flange with set screw

Code	Finish	Price
518C	Chrome	\$ 58
518BN	Brushed Nickel (PVD)	\$ 85
518PN	Polished Nickel (PVD)	\$ 85

12" vertical shower arm

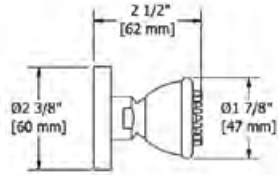


- 1/2" inlet male NPT
- Square flange with set screw

Code	Finish	Price
517C	Chrome	\$ 73
517BN	Brushed Nickel (PVD)	\$ 111
517PN	Polished Nickel (PVD)	\$ 111

Bath and shower components

Body jet

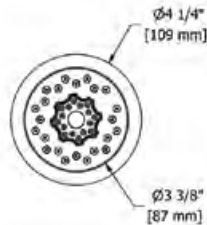


cUPC®

- 1/2" inlet female NPT
- Directional
- Scale-free
- 2 à/to 6 L/min, 0.5 à/to 1.6 gpm (US) 60psi

Code	Finish	Price
390C	Chrome	\$ 106
390BN	Brushed Nickel (PVD)	\$ 162
390PN	Polished Nickel (PVD)	\$ 162

2-jet tile body jet

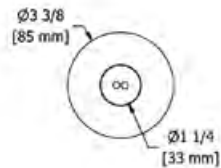


cUPC®

- 1/2" inlet male NPT
- Directional
- 2-jet
- Scale-free
- 6.2 L/min, 1.6 gpm (US) 60psi

Code	Finish	Price
324C	Chrome	\$ 116

Spin tile body jet



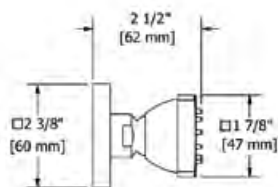
cUPC®

- 1/2" inlet male NPT
- Rotating jet
- **Special rough included**
- 3.7 L/min, 1 gpm (US) 60psi

* Must be ordered at the same time as the valve rough

Code	Finish	Price
369C	Chrome	\$ 251

Body jet

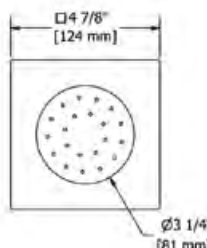


cUPC®

- 1/2" inlet female NPT
- Directional
- Scale-free
- 2 à/to 6 L/min, 0.5 à/to 1.6 gpm (US) 60psi

Code	Finish	Price
350C	Chrome	\$ 118
350BN	Brushed Nickel (PVD)	\$ 177

Tile body jet



cUPC®

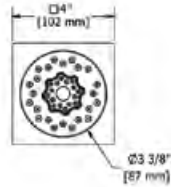
- 1/2" inlet male NPT
- Directional
- Scale-free
- **Special rough included**
- 4.5 L/min, 1.2 gpm (US) 60psi

* Must be ordered at the same time as the valve rough

Code	Finish	Price
340C	Chrome	\$ 251

Bath and shower components

2-jet tile body jet

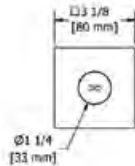


cUPC®

- 1/2" inlet male NPT
- Directional
- 2-jet
- Scale-free
- 6.2 L/min, 1.6 gpm (US) 60psi

Code	Finish	Price
344C	Chrome	\$ 116

Spin tile body jet



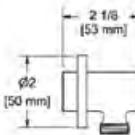
cUPC®

- 1/2" inlet male NPT
- Rotating jet
- **Special rough included**
- 3.7 L/min, 1 gpm (US) 60psi

* Must be ordered at the same time as the valve rough

Code	Finish	Price
349C	Chrome	\$ 251

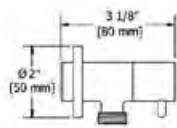
Elbow supply



- 1/2" inlet female NPT
- 1/2" outlet male
- Adjustable depth

Code	Finish	Price
710C	Chrome	\$ 56
710BN	Brushed Nickel (PVD)	\$ 78
710PN	Polished Nickel (PVD)	\$ 78

Elbow supply with shut-off valve

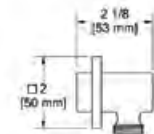


cUPC®

- 1/2" inlet female NPT
- Ceramic cartridge
- 1/2" outlet male
- Adjustable depth

Code	Finish	Price
790C	Chrome	\$ 131
790BN	Brushed Nickel (PVD)	\$ 195

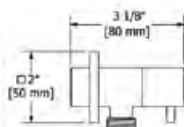
Elbow supply



- 1/2" inlet female NPT
- 1/2" outlet male
- Adjustable depth

Code	Finish	Price
720C	Chrome	\$ 61
720BN	Brushed Nickel (PVD)	\$ 83

Elbow supply with shut-off valve



cUPC®

- 1/2" inlet female NPT
- Ceramic cartridge
- 1/2" outlet male
- Adjustable depth

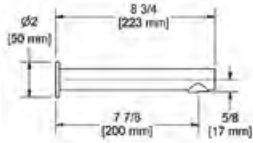
Code	Finish	Price
760C	Chrome	\$ 131
760BN	Brushed Nickel (PVD)	\$ 195

Pallace



Bath and shower components

Wall-mount tub spout




cUPC®

- 1/2" copper slip fit inlet
- Brass

Code	Finish	Price
867C	Chrome	\$ 105
867BN	Brushed Nickel (PVD)	\$ 136
867PN	Polished Nickel (PVD)	\$ 136

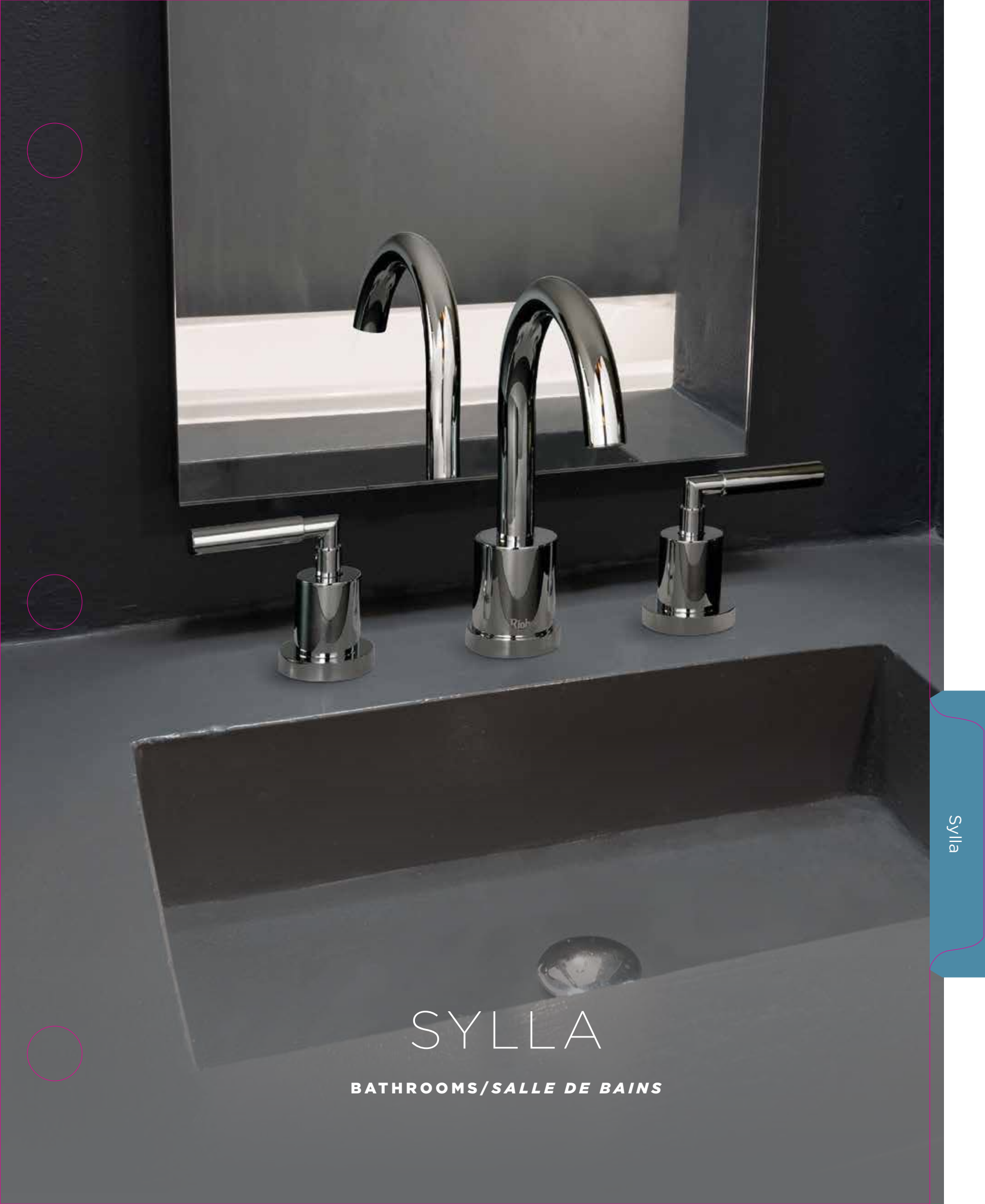
Wall-mount tub spout



cUPC®

- 1/2" copper slip fit inlet
- Brass

Code	Finish	Price
847C	Chrome	\$ 116
847BN	Brushed Nickel (PVD)	\$ 147



SYLLA

BATHROOMS/SALLE DE BAINS

SYLLA

AVAILABLE FINISHES | CHOIX DE FINIS



C

Chrome



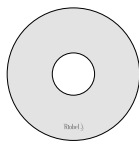
BN

Brushed Nickel
Nickel brossé

Some products are
not available in all
the illustrated finishes.

*Certains produits
ne sont pas disponibles
dans tous les finis illustrés.*

VALVE PLATE | PLAQUE DE DOUCHE



Round
Ronde



Pictogram options
Pictogrammes en option

ACCESSORIES | ACCESSOIRES

STAR



Robe Hook
Crochet



Paper Holder
Porte-papier



Towel Ring
Anneau à serviette



Towel Bar
Porte-serviette

More models available | *D'autres modèles sont disponibles*

8" lavatory faucet



- 3/8" speedway compression
- Ceramic cartridge
- Push drain
- *Jan. 2020 : gpm will decrease to meet new regulations
- **5.7 L/min, 1.5 gpm (US) 60psi**

- Add -05 for flow rate 1.9 L/min, 0.5 gpm (US) 60psi
- Add -10 for flow rate 3.7 L/min, 1 gpm (US) 60psi

Product	Finish	Price	-05/-10
SY08LC	Chrome	\$ 555	\$ 567
SY08LBN	Brushed Nickel (PVD)	\$ 685	\$ 697

8" wall-mount lavatory faucet




- 1/2" inlet female NPT
- Ceramic cartridge
- **No drain**
- *Jan. 2020 : gpm will decrease to meet new regulations
- **5.7 L/min, 1.5 gpm (US) 60psi**

- Add -05 for flow rate 1.9 L/min, 0.5 gpm (US) 60psi
- Add -10 for flow rate 3.7 L/min, 1 gpm (US) 60psi

Product	Finish	Price	-05/-10
SY03LC	Chrome	\$ 729	\$ 740
SY03LBN	Brushed Nickel (PVD)	\$ 879	\$ 889

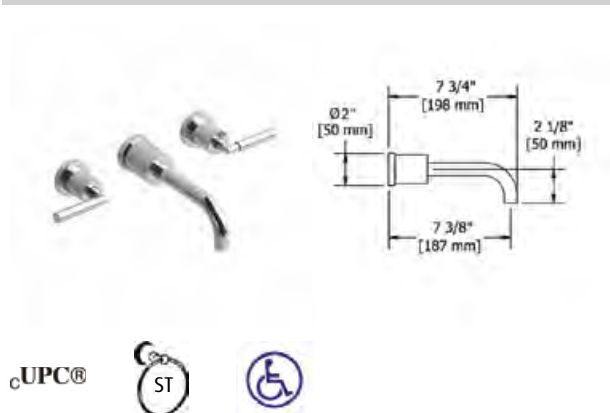
4-piece deck-mount tub filler with hand shower



- 1/2" inlet male
- Ceramic cartridge
- 1-jet hand shower/scale-free
- **41.5 L/min, 11 gpm (US) 60psi**

Product	Finish	Price	-
SY12LC	Chrome	\$ 706	-
SY12LBN	Brushed Nickel (PVD)	\$ 972	-

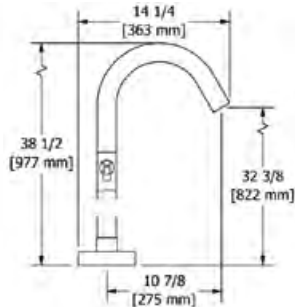
8" wall-mount tub filler



- 1/2" inlet female NPT
- Ceramic cartridge
- **40 L/min, 10.5 gpm (US) 60psi**

Product	Finish	Price	-
SY05LC	Chrome	\$ 729	-
SY05LBN	Brushed Nickel (PVD)	\$ 879	-

2-way Type T (thermostatic) coaxial floor-mount tub filler with hand shower



cUPC®



- 1/2" inlet male NPT
- Thermostatic coaxial cartridge with check valves
- 1-jet hand shower/scale-free
- 2 parts: rough and trim
- 2 check valves
- 23 L/min, 6.0 gpm (US) 60psi

Add **-EX** for **EXPANSION PEX** connection
Add **-SPEX** for **PEX** connection

Code	Finish	Price
SY39C	Chrome	\$ 1412
SY39BN	Brushed Nickel (PVD)	\$ 1884

Floor-mount tub filler rough and trim



cUPC®

• ROUGH ONLY

Code	Description	Price
RHFS	1/2" male NPT connections	\$ 220
RHFS-SPEX	PEX connections	\$ 220
RHFS-EX	EXPANSION PEX connections	\$ 220

• TRIM ONLY

Code	Finish	Price
TSY39C	Chrome	\$ 1192
TSY39BN	Brushed Nickel (PVD)	\$ 1664

Concrete floor, rough & trim installation box



cUPC®

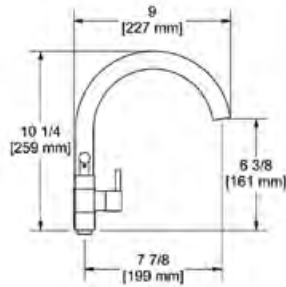
• ROUGH ONLY

Code	Description	Price
RHBX-SPEX	PEX connections	\$ 442
RHBX-EX	EXPANSION PEX connections	\$ 442

• TRIM ONLY

Code	Finish	Price
TSY39C	Chrome	\$ 1192
TSY39BN	Brushed Nickel (PVD)	\$ 1664

6" tub filler with hand shower



cUPC®



- 3/4" inlet female
- Ceramic cartridge
- 1-jet hand shower/scale-free
- 2 check valves
- 44 L/min, 11.6 gpm (US) 60psi

Code	Finish	Price
SY06LC	Chrome	\$ 646
SY06LBN	Brushed Nickel (PVD)	\$ 883

26" high floor riser pair

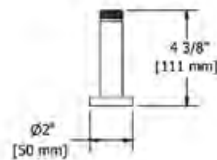


cUPC®

- 1/2" inlet female NPT
- 3/4" outlet male
- Pair
- 2 parts: rough and trim
- Round flange

Code	Finish	Price
TU26C	Chrome	\$ 524
TU26BN	Brushed Nickel (PVD)	\$ 740

4" deck-mount riser pair

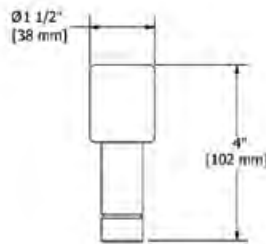


cUPC®

- 1/2" inlet female NPT
- 3/4" outlet male
- Pair
- Round flange

Code	Finish	Price
TU04C	Chrome	\$ 212
TU04BN	Brushed Nickel (PVD)	\$ 294

3 1/2" pair of extensions for TU26



- 3/4" male NPT x 3/4" female NPT
- Pair

Code	Finish	Price
EXTTU33C	Chrome	\$ 84
EXTTU33BN	Brushed Nickel (PVD)	\$ 99

4-piece bidet faucet with integrated vacuum breaker



cUPC®



- 1/2" inlet male NPT
- Integrated vacuum breaker
- Ceramic cartridge
- Jet
- Pop-up drain

Code	Finish	Price
SY09LC	Chrome	\$ 824
SY09LBN	Brushed Nickel (PVD)	\$ 1000

Sylla

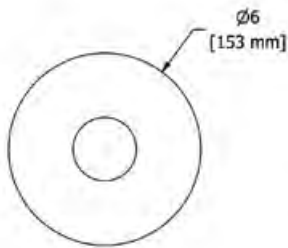


Type P (pressure balance) valve



R51	\$ 131	R51-SPEX	\$ 131	R51-EX	\$ 131
<ul style="list-style-type: none"> • Rough only • ½" inlet male NPT or sweat • ½" outlet male NPT or sweat • Service valves • Test cap • TXX51XX trim required to complete 		<ul style="list-style-type: none"> • Rough only • ½" inlet PEX • ½" shower outlet PEX • ¾" bath outlet PEX or ½" sweat • Service valves • Test cap • TXX51XX trim required to complete 		<ul style="list-style-type: none"> • Rough only • ½" inlet EXPANSION PEX • ½" shower outlet EXPANSION PEX • ¾" bath outlet EXPANSION PEX or ½" sweat • Service valves • Test cap • TXX51XX trim required to complete 	

Type P (pressure balance) complete valve



• Trim only

Product	Price
TSYTM51C	\$ 204
TSYTM51BN	\$ 299

- ½" inlet male NPT or sweat
- ½" outlet male NPT or sweat
- Ceramic cartridge and balancing spool with check valves
- Service valves
- Double action: flow and temperature control
- 22 L/min, 5.8 gpm (US) 60psi

Add **-EX** for **EXPANSION PEX** connection

Add **-SPEX** for **PEX** connection

Product	Price
SYTM51C	\$ 335
SYTM51BN	\$ 430

UPC®



Connection examples

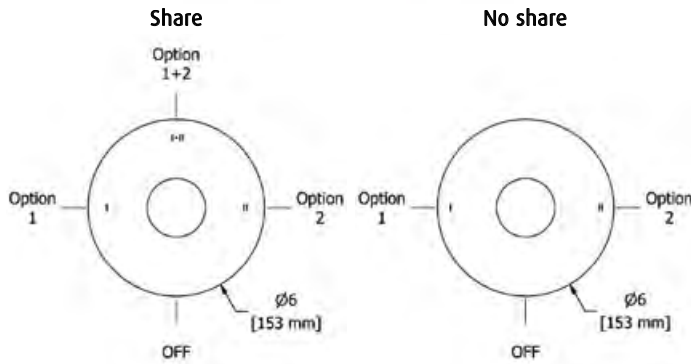


Riowise 2-way Type T/ P (thermostatic/pressure balance) coaxial valve



R23	\$ 163	R23-SPEX	\$ 163	R23-EX	\$ 163
<ul style="list-style-type: none"> • Rough only • ½" inlet male NPT or sweat • Two ½" outlets male NPT or sweat • Service valves • Test cap • TXX23XX or TXX44XX trim required to complete 		<ul style="list-style-type: none"> • Rough only • ½" inlet PEX • Two ½" outlets PEX • Service valves • Test cap • TXX23XX or TXX44XX trim required to complete 		<ul style="list-style-type: none"> • Rough only • ½" inlet EXPANSION PEX • Two ½" outlets EXPANSION PEX • Service valves • Test cap • TXX23XX or TXX44XX trim required to complete 	

Riowise 2-way Type T/P (thermostatic/pressure balance) coaxial valve and trim



• Trim only

Product	No share*	Price
TSYTM23C	TSYTM44C	\$ 378
TSYTM23BN	TSYTM44BN	\$ 472

- ½" inlet male NPT or sweat
- Two ½" outlets male NPT or sweat
- Thermostatic/pressure balance coaxial cartridge with check valves
- 4 positions (OFF, 1, 1 and 2, 2) share
- 3 positions (OFF, 1, 2) no share *
- Service valves
- 24 L/min, 6.3 gpm (US) 60psi

Add **-EX** for **EXPANSION PEX** connection
 Add **-SPEX** for **PEX** connection

Product	No share*	Price
SYTM23C	SYTM44C	\$ 541
SYTM23BN	SYTM44BN	\$ 635



Connection examples



Riowise 3-way Type T/P (thermostatic/pressure balance) coaxial valve

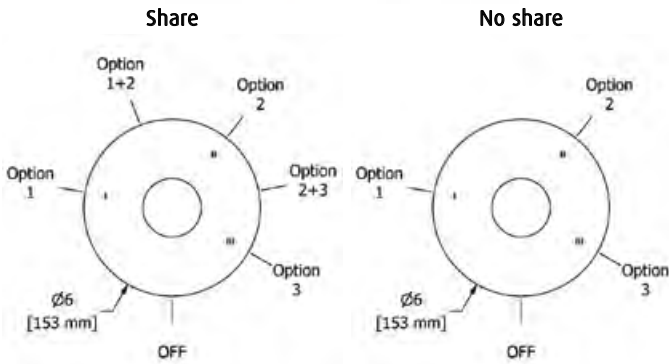


R45	\$ 227	R45-SPEX	\$ 227	R45-EX	\$ 227
<ul style="list-style-type: none"> • Rough only • ½" inlet male NPT or sweat • Three ½" outlets male NPT or sweat • Service valves • Test cap • TXX45XX or TXX47XX trim to complete 		<ul style="list-style-type: none"> • Rough only • ½" inlet PEX • Three ½" outlets PEX • Service valves • Test cap • TXX45XX or TXX47XX trim to complete 		<ul style="list-style-type: none"> • Rough only • ½" inlet EXPANSION PEX • Three ½" outlets EXPANSION PEX • Service valves • Test cap • TXX45XX or TXX47XX trim to complete 	

Riowise 3-way Type T/P (thermostatic/pressure balance) coaxial valve and trim



• Trim only		
Product	No share*	Price
TSYTM45C	TSYTM47C	\$ 361
TSYTM45BN	TSYTM47BN	\$ 467



- ½" inlet male NPT or sweat
- Three ½" outlets male NPT or sweat
- Thermostatic/pressure balance coaxial cartridge with check valves
- Service valves
- 6 positions (OFF, 1, 1 and 2, 2, 2 and 3, 3) share
- 4 positions (OFF, 1, 2, 3) no share*
- 24 L/min, 6.3 gpm (US) 60psi
- 19 L/min, 5.0 gpm (US) 60psi no share*

Add -EX for EXPANSION PEX connection

Add -SPEX for PEX connection


Product	No share*	Price
SYTM45C	SYTM47C	\$ 588
SYTM45BN	SYTM47BN	\$ 694



Connection examples



Riowise 4-way Type T/P (thermostatic/pressure balance) coaxial valve

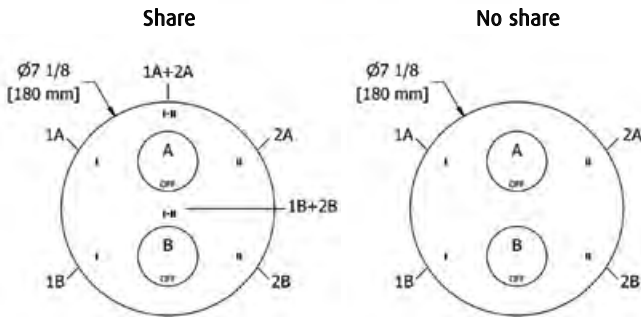


R46

\$ 348

- Rough only
- 3/4" inlet male NPT
- Must be supplied with minimum 3/4" PEX , 3/4" EXPANSION PEX or 1/2" copper
- Service valves
- Test cap
- Four 1/2" outlets female NPT
- TXX46XX or TXX88XX trim required to complete

Riowise 4-way Type T/P (thermostatic/pressure balance) 3/4" coaxial valve and trim



• Trim only

Product	No share*	Price
TSYTM46C	TSYTM88C	\$ 711
TSYTM46BN	TSYTM88BN	\$ 868

- 3/4" inlet male NPT
- Must be supplied with minimum 3/4" PEX , 3/4" EXPANSION PEX or 1/2" copper
- 2 thermo/pressure balance coaxial cartridges with check valves
- 4 integrated volume controls
- **2 different temperatures**
- Service valves
- Four 1/2" outlets female NPT
- **38 L/min, 10 gpm (US) 60psi**
- **37 L/min, 9.8 gpm (US) 60psi no share ***

Product	No share*	Price
SYTM46C	SYTM88C	\$ 1059
SYTM46BN	SYTM88BN	\$ 1216

3/4" high performance Type T/P (thermostatic/pressure balance) coaxial complete valve

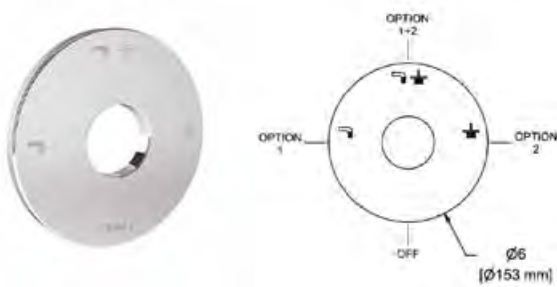


- 3/4" inlet male NPT, dedicated main water supply required
- 2 thermo/pressure balance coaxial cartridges with check valves
- 2 integrated volume controls
- **2 different temperatures**
- 4 outlets: two 1/2" outlets male NPT and two 3/4" outlets male NPT or 1/2" female NPT
- Service valves
- **76 L/min, 20 gpm (US) 60psi**

Code	Finish	Price
SYTM83C	Chrome	\$ 1178
SYTM83BN	Brushed Nickel (PVD)	\$ 1366

Valve plate with pictogram options

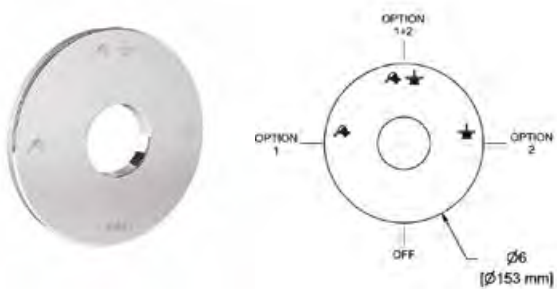
Tub spout and shower head pictograms (2-way coaxial valves)



• Pictograms engraving: Tub spout, shower head and shared function

Code	Finish	Price
PLTM023C	Chrome	\$ 46
PLTM023BN	Brushed Nickel (PVD)	\$ 57

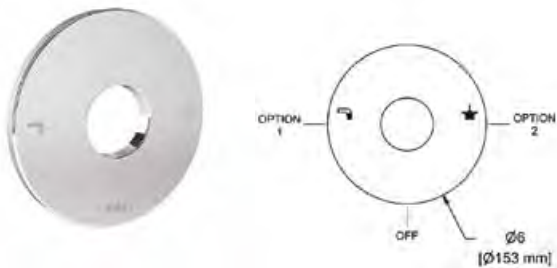
Hand shower and shower head pictograms (2-way coaxial valves)



• Pictograms engraving: Hand shower, shower head and shared function

Code	Finish	Price
PLTM123C	Chrome	\$ 46
PLTM123BN	Brushed Nickel (PVD)	\$ 57

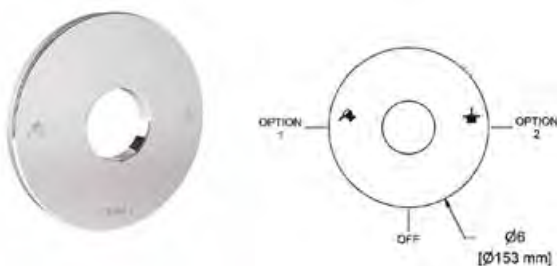
Tub spout and shower head pictograms (2-way coaxial valves)



• Pictograms engraving: Tub spout and shower head

Code	Finish	Price
PLTM044C	Chrome	\$ 46
PLTM044BN	Brushed Nickel (PVD)	\$ 57

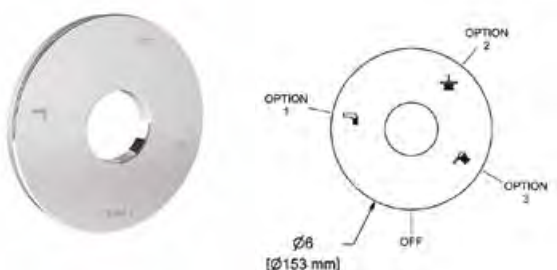
Hand shower and shower head pictograms (2-way coaxial valves)



• Pictograms engraving: Hand shower and shower head

Code	Finish	Price
PLTM144C	Chrome	\$ 46
PLTM144BN	Brushed Nickel (PVD)	\$ 57

Tub spout, shower head and hand shower pictograms (3-way coaxial valves)



• Pictograms engraving: Tub spout, shower head and hand shower

Code	Finish	Price
PLTM045C	Chrome	\$ 46
PLTM045BN	Brushed Nickel (PVD)	\$ 57

Suggested assemblies

Assembly #54SYTM



Description	Code	C	BN
Type P valve trim	TSYTM51	\$ 204	\$ 299
Type P valve rough	R51 ¹	\$ 131	\$ 131
Hand shower rail	5055	\$ 195	\$ 301
Elbow supply	775	\$ 36	\$ 61
Total		\$ 566	\$ 792

1. Add -SPEX for PEX connection and -EX for Expansion PEX connection

UPC®



Assembly #4744SYTM



Description	Code	C	BN
2-way no share Type T/P coaxial valve trim	TSYTM44	\$ 378	\$ 472
2-way Type T/P coaxial valve rough	R23 ¹	\$ 163	\$ 163
2-jet shower head with arm	366	\$ 140	\$ 176
Wall-mount tub spout	867	\$ 105	\$ 136
Total		\$ 786	\$ 947

1. Add -SPEX for PEX connection and -EX for Expansion PEX connection

UPC®



Sylla



Suggested assemblies

Assembly #323SYTM



UPC®

Description	Code	C	BN
2-way Type T/P coaxial valve trim	TSYTM23	\$ 378	\$ 472
2-way Type T/P coaxial valve rough	R23 ¹	\$ 163	\$ 163
Hand shower rail	5055	\$ 195	\$ 301
20 cm (8") shower head	468	\$ 230	\$ 269
40 cm (16") shower arm	503	\$ 70	\$ 116
Elbow supply	775	\$ 36	\$ 61
Total		\$ 1072	\$ 1382

1. Add *-SPEX* for PEX connection and *-EX* for Expansion PEX connection



Assembly #1345SYTM



UPC®

Description	Code	C	BN
3-way Type T/P coaxial valve trim	TSYTM45	\$ 361	\$ 467
3-way Type T/P coaxial valve rough	R45 ¹	\$ 227	\$ 227
Hand shower rail	5055	\$ 195	\$ 301
20 cm (8") shower head	468	\$ 230	\$ 269
50 cm (20") shower arm	513	\$ 88	\$ 140
Elbow supply	775	\$ 36	\$ 61
Wall-mount tub spout	867	\$ 105	\$ 136
Total		\$ 1242	\$ 1601

1. Add *-SPEX* for PEX connection and *-EX* for Expansion PEX connection



Other components available in *Bath and Shower Components* section.

Suggested assemblies

Assembly #446SYTM



Description	Code	C	BN
4-way Type T/P coaxial valve trim	TSYTM46	\$ 711	\$ 868
4-way Type T/P 3/4" coaxial valve rough	R46	\$ 348	\$ 348
Hand shower rail	5055	\$ 195	\$ 301
20 cm (8") shower head	468	\$ 230	\$ 269
40 cm (16") shower arm	503	\$ 70	\$ 116
Body jet	390 (x4)	\$ 424	\$ 648
Elbow supply	775	\$ 36	\$ 61
Total		\$ 2014	\$ 2611

UPC®



Assembly #783SYTM



Description	Code	C
4-way Type T/P 3/4" coaxial complete valve	SYTM83	\$ 1178
Hand shower rail	5055(x2)	\$ 390
30 cm (12") shower head	472	\$ 423
40 cm (16") shower arm	503	\$ 70
Spin tile body jet	369 ⁴ (x4)	\$ 1004
Elbow supply with shut-off valve	790 (x2)	\$ 262
Total		\$ 3327

UPC®



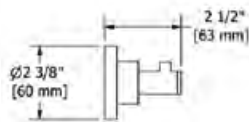
4. These items must be ordered at the same time as the valve rough

Sylla



Star accessories

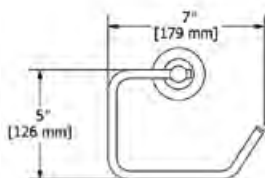
Robe hook



- 4 anchor points

Code	Finish	Price
ST0C	Chrome	\$ 61
ST0BN	Brushed Nickel (PVD)	\$ 101

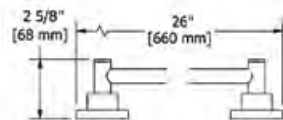
Paper holder



- 4 anchor points

Code	Finish	Price
ST3C	Chrome	\$ 101
ST3BN	Brushed Nickel (PVD)	\$ 138

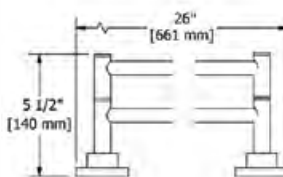
24" towel bar



- 4 anchor points

Code	Finish	Price
ST5C	Chrome	\$ 176
ST5BN	Brushed Nickel (PVD)	\$ 238

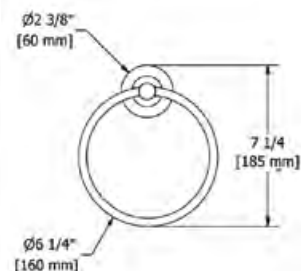
24" double towel bar



- 4 anchor points

Code	Finish	Price
ST6C	Chrome	\$ 263
ST6BN	Brushed Nickel (PVD)	\$ 365

Towel ring

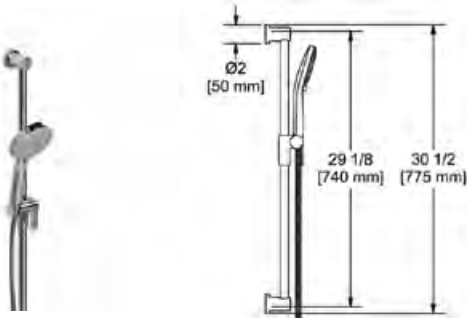


- 4 anchor points

Code	Finish	Price
ST7C	Chrome	\$ 85
ST7BN	Brushed Nickel (PVD)	\$ 119

Bath and shower components

Hand shower rail



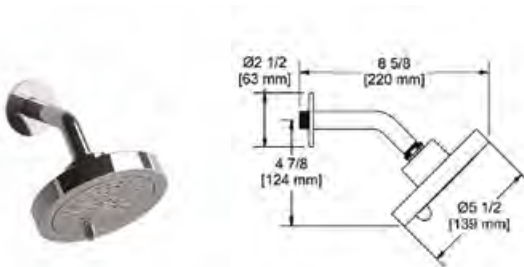
- Easy-Glide left cursor
- Ø22 mm (7/8") slide bar
- 4358, 3-jet hand shower
- Scale-free
- 150 cm (59") double interlock flexible hose, **swivel** and 2 check valves
- **7.6 L/min, 2.0 gpm (US) 60psi**

©UPC®

• Add -15 for flow rate 5.69 L/min, 1.5 gpm (US) 60psi

Product	Finish	Price	-15
5055C	Chrome	\$ 195	\$ 209
5055BN	Brushed Nickel (PVD)	\$ 301	\$ 313

2-jet shower head with arm



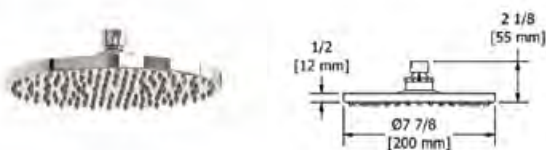
- Six positions
- 2 jets: luxurious, invigorating
- Shower arm with round flange
- Scale-free
- **Swivel**
- **7.6 L/min, 2.0 gpm (US) 60psi**

©UPC®

• Add -15 for flow rate 5.69 L/min, 1.5 gpm (US) 60psi

Product	Finish	Price	-15
366C	Chrome	\$ 140	\$ 153
366BN	Brushed Nickel (PVD)	\$ 176	\$ 188

8" shower head



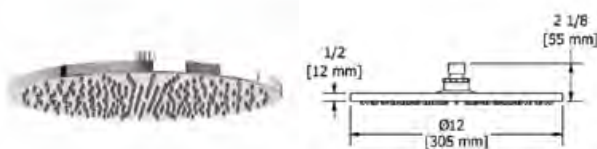
- 1/2" inlet female
- Scale-free
- **Swivel**
- **7.6 L/min, 2.0 gpm (US) 60psi**

©UPC®

• Add -15 for flow rate 5.69 L/min, 1.5 gpm (US) 60psi

Product	Finish	Price	-15
468C	Chrome	\$ 230	\$ 242
468BN	Brushed Nickel (PVD)	\$ 269	\$ 280

12" shower head



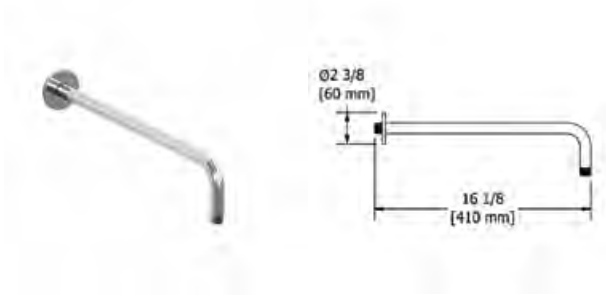
- 1/2" inlet female
- Scale-free
- **Swivel**
- **7.6 L/min, 2.0 gpm (US) 60psi**

©UPC®

Product	Finish	Price	-
472C	Chrome	\$ 423	-
472BN	Brushed Nickel (PVD)	\$ 507	-

Bath and shower components

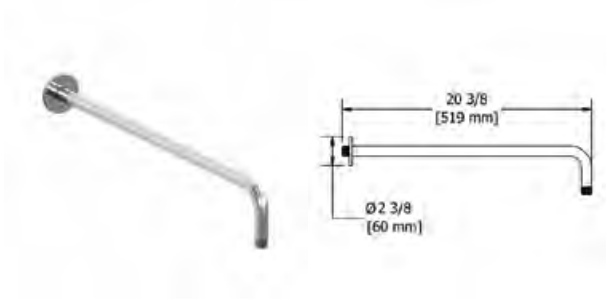
16" shower arm



- 1/2" inlet male NPT
- Round flange

Code	Finish	Price
503C	Chrome	\$ 70
503BN	Brushed Nickel (PVD)	\$ 116

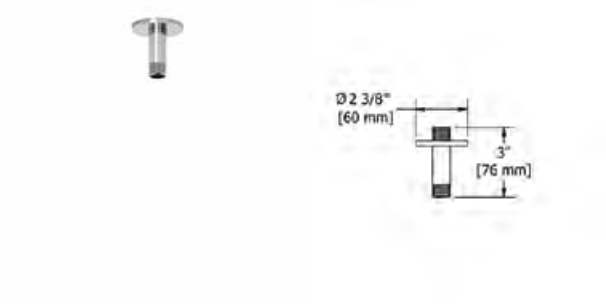
20" shower arm



- 1/2" inlet male NPT
- Round flange

Code	Finish	Price
513C	Chrome	\$ 88
513BN	Brushed Nickel (PVD)	\$ 140

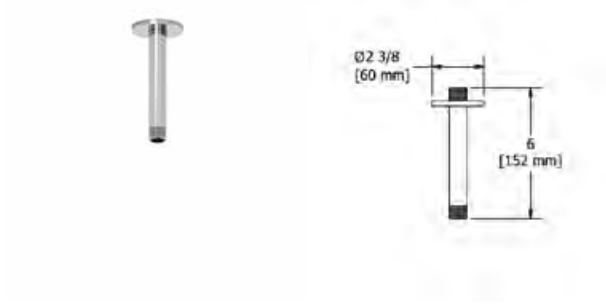
3" vertical shower arm



- 1/2" inlet male NPT
- Round flange

Code	Finish	Price
509C	Chrome	\$ 31
509BN	Brushed Nickel (PVD)	\$ 53

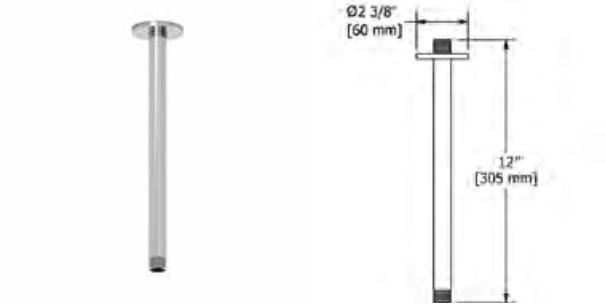
6" vertical shower arm



- 1/2" inlet male NPT
- Round flange

Code	Finish	Price
508C	Chrome	\$ 35
508BN	Brushed Nickel (PVD)	\$ 59

12" vertical shower arm

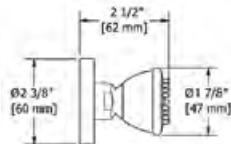


- 1/2" inlet male NPT
- Round flange

Code	Finish	Price
507C	Chrome	\$ 58
507BN	Brushed Nickel (PVD)	\$ 86

Bath and shower components

Body jet

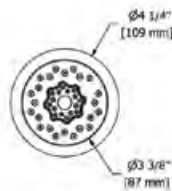


cUPC®

- ½" inlet female NPT
- Directional
- Scale-free
- 2 à/to 6 L/min, 0.5 à/to 1.6 gpm (US) 60psi

Code	Finish	Price
390C	Chrome	\$ 106
390BN	Brushed Nickel (PVD)	\$ 162

2-jet tile body jet

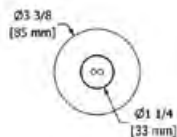


cUPC®

- ½" inlet male NPT
- Directional
- 2-jet
- Scale-free
- 6.2 L/min, 1.6 gpm (US) 60psi

Code	Finish	Price
324C	Chrome	\$ 116

Spin tile body jet



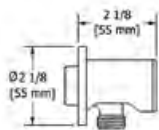
cUPC®

- ½" inlet male NPT
- Rotating jet
- **Special rough included**
- 3.7 L/min, 1 gpm (US) 60psi

* Must be ordered at the same time as the valve rough

Code	Finish	Price
369C	Chrome	\$ 251

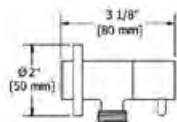
Elbow supply



- ½" inlet female NPT
- ½" outlet male
- Adjustable depth

Code	Finish	Price
775C	Chrome	\$ 36
775BN	Brushed Nickel (PVD)	\$ 61

Elbow supply with shut-off valve

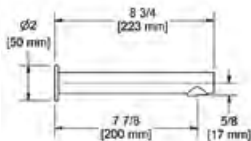


cUPC®

- ½" inlet female NPT
- Ceramic cartridge
- ½" outlet male
- Adjustable depth

Code	Finish	Price
790C	Chrome	\$ 131
790BN	Brushed Nickel (PVD)	\$ 195

Wall-mount tub spout



cUPC®

- ½" copper slip fit inlet
- Brass

Code	Finish	Price
867C	Chrome	\$ 105



victoria albert

RIU

BATHROOMS/SALLE DE BAINS

RIU

AVAILABLE FINISHES | CHOIX DE FINIS



C

Chrome



BN*

Brushed Nickel
Nickel brossé



PN

Polished Nickel
Nickel poli



BG

Brushed Gold
Or brossé



BK*

Black
Noir

* Finishes will be available in August. Some products are not available in all the illustrated finishes.
** Ces finis seront disponibles à partir du mois d'août. Certains produits ne sont pas disponibles dans tous les finis illustrés.*

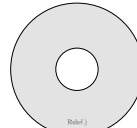
AVAILABLE HANDLES | CHOIX DE POIGNÉES



L



+



Round
Ronde

VALVE PLATE | PLAQUE DE DOUCHE



Pictogram options
Pictogrammes en option

ACCESSORIES | ACCESSOIRES

STAR



Robe Hook
Crochet



Paper Holder
Porte-papier



Towel Ring
Anneau à serviette



Towel Bar
Porte-serviette

More models available | *D'autres modèles sont disponibles*

Single hole lavatory faucet



- Ceramic cartridge
- 3/8" speedy compression
- *Jan. 2020 : gpm will decrease to meet new regulations
- 5.7 L/min, 1.5 gpm (US) 60psi
- Add -05 for flow rate 1.9 L/min, 0.5 gpm (US) 60psi
- Add -10 for flow rate 3.7 L/min, 1 gpm (US) 60psi

• Push drain

Product	Finish	Price	-05/-10
RU01C	Chrome	\$ 353	\$ 365
RU01BN	Brushed Nickel (PVD)	\$ 470	\$ 482
RU01PN	Polished Nickel (PVD)	\$ 470	\$ 482
RU01BK	Black	\$ 518	\$ 528
RU01BG	Brushed Gold (PVD)	\$ 518	\$ 528

Single hole lavatory faucet



- Ceramic cartridge
- 3/8" speedy compression
- *Jan. 2020 : gpm will decrease to meet new regulations
- 5.7 L/min, 1.5 gpm (US) 60psi
- Add -05 for flow rate 1.9 L/min, 0.5 gpm (US) 60psi
- Add -10 for flow rate 3.7 L/min, 1 gpm (US) 60psi

• No drain

Product	Finish	Price	-05/-10
RU00C	Chrome	\$ 329	\$ 341
RU00BN	Brushed Nickel (PVD)	\$ 429	\$ 439
RU00PN	Polished Nickel (PVD)	\$ 429	\$ 439
RU00BK	Black	\$ 482	\$ 493
RU00BG	Brushed Gold (PVD)	\$ 482	\$ 493

Single hole lavatory faucet

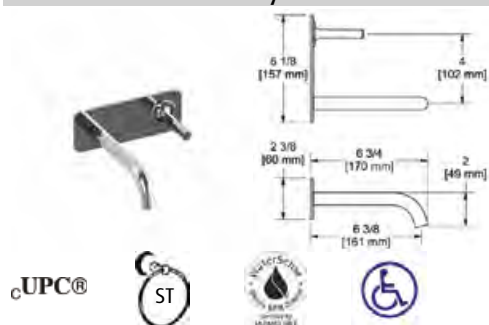


- Ceramic cartridge
- 3/8" speedy compression
- *Jan. 2020 : gpm will decrease to meet new regulations
- 5.7 L/min, 1.5 gpm (US) 60psi
- Add -05 for flow rate 1.9 L/min, 0.5 gpm (US) 60psi
- Add -10 for flow rate 3.7 L/min, 1 gpm (US) 60psi

• No drain

Product	Finish	Price	-05/-10
RL01C	Chrome	\$ 423	\$ 434
RL01BN	Brushed Nickel (PVD)	\$ 552	\$ 564
RL01PN	Polished Nickel (PVD)	\$ 552	\$ 564
RL01BK	Black	\$ 607	\$ 617
RL01BG	Brushed Gold (PVD)	\$ 607	\$ 617

Wall-mount lavatory faucet



- Ceramic cartridge
- 1/2" inlet female NPT
- *Jan. 2020 : gpm will decrease to meet new regulations
- 5.7 L/min, 1.5 gpm (US) 60psi
- Add -05 for flow rate 1.9 L/min, 0.5 gpm (US) 60psi
- Add -10 for flow rate 3.7 L/min, 1 gpm (US) 60psi

• No drain

Product	Finish	Price	-05/-10
RU11C	Chrome	\$ 414	\$ 427
RU11BN	Brushed Nickel (PVD)	\$ 566	\$ 577
RU11PN	Polished Nickel (PVD)	\$ 566	\$ 577
RU11BK	Black	\$ 621	\$ 632
RU11BG	Brushed Gold (PVD)	\$ 621	\$ 632

8" lavatory faucet



- Ceramic cartridge
- 3/8" speedy compression
- 5.7 L/min, 1.5 gpm (US) 60psi
- Add -05 for flow rate 1.9 L/min, 0.5 gpm (US) 60psi
- Add -10 for flow rate 3.7 L/min, 1 gpm (US) 60psi

• Push drain

• *Jan. 2020 : gpm will decrease to meet new regulations

Product	Finish	Price	-05/-10
RU08LC	Chrome	\$ 514	\$ 525
RU08LBN	Brushed Nickel (PVD)	\$ 669	\$ 680
RU08LPN	Polished Nickel (PVD)	\$ 669	\$ 680
RU08LBK	Black	\$ 777	\$ 787
RU08LBG	Brushed Gold (PVD)	\$ 777	\$ 787

8" square lavatory faucet



- 3/8" speedway compression
- Ceramic cartridge
- Push drain
- 4.5 L/min, 1.2 gpm (US) 60psi
- Add -05 for flow rate 1.9 L/min, 0.5 gpm (US) 60psi
- Add -10 for flow rate 3.7 L/min, 1 gpm (US) 60psi



Product	Finish	Price	-05/-10
RUSQ08LC	Chrome	\$ 514	\$ 525
RUSQ08LBN	Brushed Nickel (PVD)	\$ 669	\$ 680
RUSQ08LPN	Polished Nickel (PVD)	\$ 669	\$ 680
RUSQ08LBK	Black	\$ 777	\$ 787
RUSQ08LBG	Brushed Gold (PVD)	\$ 777	\$ 787

6" tub filler with hand shower




- 3/4" inlet female
- Ceramic cartridge
- 1-jet hand shower/scale-free
- 2 check valves
- 44 L/min, 11.6 gpm (US) 60psi



Product	Finish	Price	-
RU06LC	Chrome	\$ 646	-
RU06LBN	Brushed Nickel (PVD)	\$ 883	-
RU06LPN	Polished Nickel (PVD)	\$ 883	-

26" high floor riser pair



- 1/2" inlet female NPT
- 3/4" outlet male
- 2 parts: rough and trim
- Round flange
- Pair



Product	Finish	Price	-
TU26C	Chrome	\$ 524	-
TU26BN	Brushed Nickel (PVD)	\$ 740	-
TU26PN	Polished Nickel (PVD)	\$ 740	-

4" deck-mount riser pair



- 1/2" inlet female NPT
- 3/4" outlet male
- Round flange
- Pair



Product	Finish	Price	-
TU04C	Chrome	\$ 212	-
TU04BN	Brushed Nickel (PVD)	\$ 294	-
TU04PN	Polished Nickel (PVD)	\$ 294	-

Personalize your faucet with our handle options

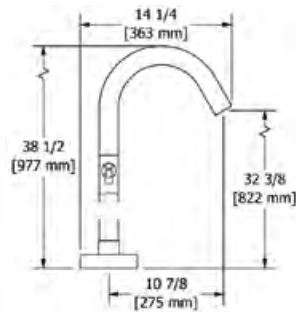


EX.:

RU__ L C

RU__ + C

2-way Type T (thermostatic) coaxial floor-mount tub filler with hand shower



cUPC®



- 1/2" inlet male NPT
- Thermostatic coaxial cartridge with check valves
- 1-jet hand shower/scale-free
- 2 parts: rough and trim
- 2 check valves
- 23 L/min, 6.0 gpm (US) 60psi

Add **-EX** for **EXPANSION PEX** connection
Add **-SPEX** for **PEX** connection

Code	Finish	Price
RU39C	Chrome	\$ 1412
RU39BN	Brushed Nickel (PVD)	\$ 1884
RU39PN	Polished Nickel (PVD)	\$ 1884
RU39BK	Black	\$ 2157
RU39BG	Brushed Gold (PVD)	\$ 2157

Floor-mount tub filler rough and trim



cUPC®

• ROUGH ONLY

Code	Description	Price
RHFS	1/2" male NPT connections	\$ 220
RHFS-SPEX	PEX connections	\$ 220
RHFS-EX	EXPANSION PEX connections	\$ 220

• TRIM ONLY

Code	Finish	Price
TRU39C	Chrome	\$ 1192
TRU39BN	Brushed Nickel (PVD)	\$ 1664
TRU39PN	Polished Nickel (PVD)	\$ 1664
TRU39BK	Black	\$ 1937
TRU39BG	Brushed Gold (PVD)	\$ 1937

Concrete floor, rough & trim installation box



cUPC®

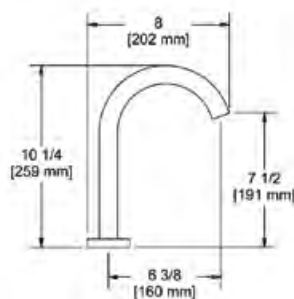
• ROUGH ONLY

Code	Description	Price
RHBX-SPEX	PEX connections	\$ 442
RHBX-EX	EXPANSION PEX connections	\$ 442

• TRIM ONLY

Code	Finish	Price
TRU39C	Chrome	\$ 1192
TRU39BN	Brushed Nickel (PVD)	\$ 1664
TRU39PN	Polished Nickel (PVD)	\$ 1664
TRU39BK	Black	\$ 1937
TRU39BG	Brushed Gold (PVD)	\$ 1937

2-way 3-piece Type T (thermostatic) coaxial deck-mount tub filler with hand shower



cUPC®



- 1/2" inlet male NPT
- Thermostatic coaxial cartridge with check valves
- 1-jet hand shower/scale-free
- 27 L/min, 7.1 gpm (US) 60psi

Code	Finish	Price
RU19C	Chrome	\$ 824
RU19BN	Brushed Nickel (PVD)	\$ 1013
RU19PN	Polished Nickel (PVD)	\$ 1013
RU19BK	Black	\$ 1131
RU19BG	Brushed Gold (PVD)	\$ 1131

4-piece bidet faucet with integrated vacuum breaker




cUPC®



- Integrated vacuum breaker
- 1/2" inlet male NPT
- Ceramic cartridge
- Jet
- Pop-up drain

Code	Finish	Price
RU09LC	Chrome	\$ 824
RU09LBN	Brushed Nickel (PVD)	\$ 1000
RU09LPN	Polished Nickel (PVD)	\$ 1000
RU09LBK	Black	\$ 1089
RU09LBG	Brushed Gold (PVD)	\$ 1089

Personalize your faucet with our handle options



EX.:

RU__ L C



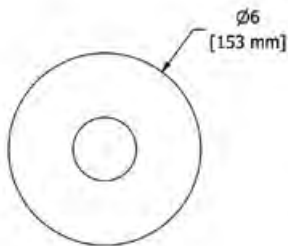
RU__ + C

Type P (pressure balance) valve



R51	\$ 131	R51-SPEX	\$ 131	R51-EX	\$ 131
<ul style="list-style-type: none"> • Rough only • ½" inlet male NPT or sweat • ½" outlet male NPT or sweat • Service valves • Test cap • TXX51XX trim required to complete 		<ul style="list-style-type: none"> • Rough only • ½" inlet PEX • ½" shower outlet PEX • ¾" bath outlet PEX or ½" sweat • Service valves • Test cap • TXX51XX trim required to complete 		<ul style="list-style-type: none"> • Rough only • ½" inlet EXPANSION PEX • ½" shower outlet EXPANSION PEX • ¾" bath outlet EXPANSION PEX or ½" sweat • Service valves • Test cap • TXX51XX trim required to complete 	

Type P (pressure balance) valve and trim



• Trim only

Product	Price
TRUTM51C	\$ 204
TRUTM51BN	\$ 299
TRUTM51PN	\$ 299
TRUTM51BK	\$ 341
TRUTM51BG	\$ 341

- ½" inlet male NPT or sweat
- ½" outlet male NPT or sweat
- Ceramic cartridge and balancing spool with check valves
- Service valves
- Double action: flow and temperature control
- 22 L/min, 5.8 gpm (US) 60psi

Add **-EX** for **EXPANSION PEX** connection

Add **-SPEX** for **PEX** connection

Product	Price
RUTM51C	\$ 335
RUTM51BN	\$ 430
RUTM51PN	\$ 430
RUTM51BK	\$ 472
RUTM51BG	\$ 472



Connection examples

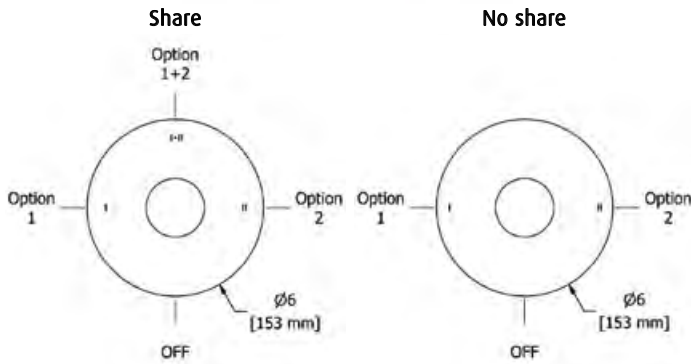


Riowise 2-way Type T/P (thermostatic/pressure balance) coaxial valve



R23	\$ 163	R23-SPEX	\$ 163	R23-EX	\$ 163
<ul style="list-style-type: none"> • Rough only • ½" inlet male NPT or sweat • Two ½" outlets male NPT or sweat • Service valves • Test cap • TXX23XX or TXX44XX trim required to complete 		<ul style="list-style-type: none"> • Rough only • ½" inlet PEX • Two ½" outlets PEX • Service valves • Test cap • TXX23XX or TXX44XX trim required to complete 		<ul style="list-style-type: none"> • Rough only • ½" inlet EXPANSION PEX • Two ½" outlets EXPANSION PEX • Service valves • Test cap • TXX23XX or TXX44XX trim required to complete 	

Riowise 2-way Type T/P (thermostatic/pressure balance) coaxial valve and trim



• Trim only

Product	No share*	Price
TRUTM23C	TRUTM44C	\$ 378
TRUTM23BN	TRUTM44BN	\$ 472
TRUTM23PN	TRUTM44PN	\$ 472
TRUTM23BK	TRUTM44BK	\$ 591
TRUTM23BG	TRUTM44BG	\$ 591


- ½" inlet male NPT or sweat
- Two ½" outlets male NPT or sweat
- Thermostatic/pressure balance coaxial cartridge with check valves
- 4 positions (OFF, 1, 1 and 2, 2) share
- 3 positions (OFF, 1, 2) no share *
- Service valves
- 24 L/min, 6.3 gpm (US) 60psi

Add **-EX** for **EXPANSION PEX** connection
 Add **-SPEX** for **PEX** connection

Product	No share*	Price
RUTM23C	RUTM44C	\$ 541
RUTM23BN	RUTM44BN	\$ 635
RUTM23PN	RUTM44PN	\$ 635
RUTM23BK	RUTM44BK	\$ 754
RUTM23BG	RUTM44BG	\$ 754



Personalize your faucet with our handle options

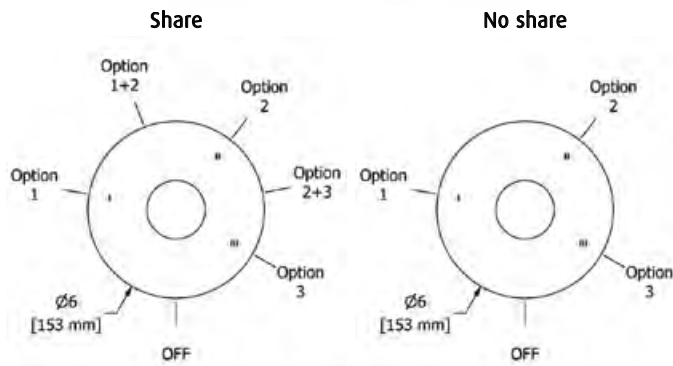


Riowise 3-way Type T/P (thermostatic/pressure balance) coaxial valve



R45	\$ 227	R45-SPEX	\$ 227	R45-EX	\$ 227
<ul style="list-style-type: none"> • Rough only • ½" inlet male NPT or sweat • Three ½" outlets male NPT or sweat • Service valves • Test cap • TXX45XX or TXX47XX trim to complete 		<ul style="list-style-type: none"> • Rough only • ½" inlet PEX • Three ½" outlets PEX • Service valves • Test cap • TXX45XX or TXX47XX trim to complete 		<ul style="list-style-type: none"> • Rough only • ½" inlet EXPANSION PEX • Three ½" outlets EXPANSION PEX • Service valves • Test cap • TXX45XX or TXX47XX trim to complete 	

Riowise 3-way Type T/P (thermostatic/pressure balance) coaxial valve and trim



• Trim only


Product	No share*	Price
TRUTM45C	TRUTM47C	\$ 361
TRUTM45BN	TRUTM47BN	\$ 467
TRUTM45PN	TRUTM47PN	\$ 467
TRUTM45BK	TRUTM47BK	\$ 570
TRUTM45BG	TRUTM47BG	\$ 570

- ½" inlet male NPT or sweat
- Three ½" outlets male NPT or sweat
- Thermostatic/pressure balance coaxial cartridge with check valves
- Service valves
- 6 positions (OFF, 1, 1 and 2, 2, 2 and 3, 3) share
- 4 positions (OFF, 1, 2, 3) no share*
- 24 L/min, 6.3 gpm (US) 60psi
- 19 L/min, 5.0 gpm (US) 60psi no share*

Add -EX for EXPANSION PEX connection
Add -SPEX for PEX connection

Product	No share*	Price
RUTM45C	RUTM47C	\$ 588
RUTM45BN	RUTM47BN	\$ 694
RUTM45PN	RUTM47PN	\$ 694
RUTM45BK	RUTM47BK	\$ 797
RUTM45BG	RUTM47BG	\$ 797

Personalize your faucet with our handle options



Riowise 4-way Type T/P (thermostatic/pressure balance) 3/4" coaxial valve



R46

\$ 348

- Rough only
- 3/4" inlet male NPT
- Must be supplied with minimum 3/4" PEX , 3/4" EXPANSION PEX or 1/2" copper
- Service valves
- Test cap
- Four 1/2" outlets female NPT
- TXX46XX or TXX88XX trim required to complete

Riowise 4-way Type T/P (thermostatic/pressure balance) 3/4" coaxial valve and trim

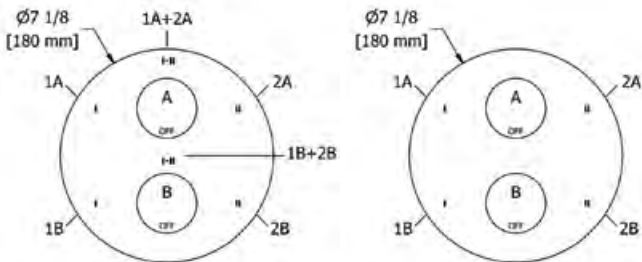


• Trim only

Product	No share*	Price
TRUTM46C	TRUTM88C	\$ 711
TRUTM46BN	TRUTM88BN	\$ 868
TRUTM46PN	TRUTM88PN	\$ 868

Share

No share



- 3/4" inlet male NPT
- Must be supplied with minimum 3/4" PEX , 3/4" EXPANSION PEX or 1/2" copper
- 2 thermo/pressure balance coaxial cartridges with check valves
- 4 integrated volume controls
- **2 different temperatures**
- Service valves
- Four 1/2" outlets female NPT
- **38 L/min, 10 gpm (US) 60psi**
- **37 L/min, 9.8 gpm (US) 60psi no share ***

Product	No share*	Price
RUTM46C	RUTM88C	\$ 1059
RUTM46BN	RUTM88BN	\$ 1216
RUTM46PN	RUTM88PN	\$ 1216



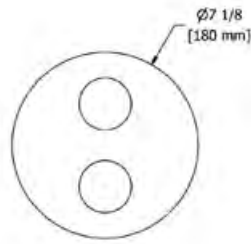
Personalize your faucet with our handle options



RU __ C

RU __ +C

3/4" high performance Type T/P (thermostatic/pressure balance) coaxial complete valve



cUPC®



- 3/4" inlet male NPT, dedicated main water supply required
- 2 thermo/pressure balance coaxial cartridges with check valves
- 2 integrated volume controls
- **2 different temperatures**
- 4 outlets: two 1/2" outlets male NPT and two 3/4" outlets male NPT or 1/2" female NPT
- Service valves
- **76 L/min, 20 gpm (US) 60psi**

Code	Finish	Price
RUTM83C	Chrome	\$ 1178
RUTM83PN	Polished Nickel (PVD)	\$ 1366

Personalize your faucet with our handle options



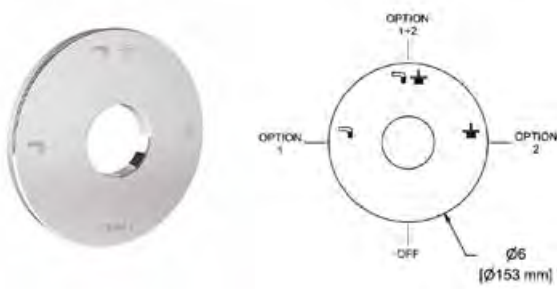
RU __ C



RU __ +C

Valve plate with pictogram options

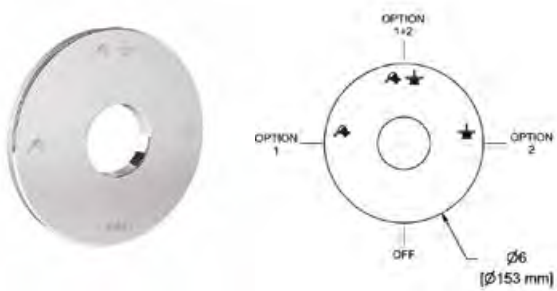
Tub spout and shower head pictograms (2-way coaxial valves)



• Pictograms engraving: Tub spout, shower head and shared function

Code	Finish	Price
PLTM023C	Chrome	\$ 46
PLTM023BN	Brushed Nickel (PVD)	\$ 57
PLTM023PN	Polished Nickel (PVD)	\$ 57
PLTM023BK	Black	\$ 64
PLTM023BG	Brushed Gold (PVD)	\$ 64

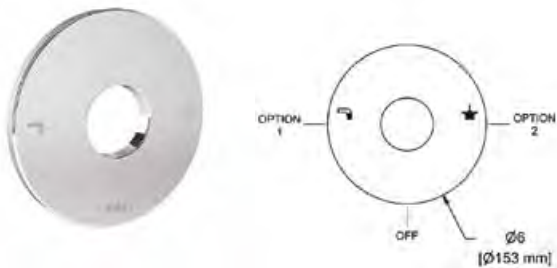
Hand shower and shower head pictograms (2-way coaxial valves)



• Pictograms engraving: Hand shower, shower head and shared function

Code	Finish	Price
PLTM123C	Chrome	\$ 46
PLTM123BN	Brushed Nickel (PVD)	\$ 57
PLTM123PN	Polished Nickel (PVD)	\$ 57
PLTM123BK	Black	\$ 64
PLTM123BG	Brushed Gold (PVD)	\$ 64

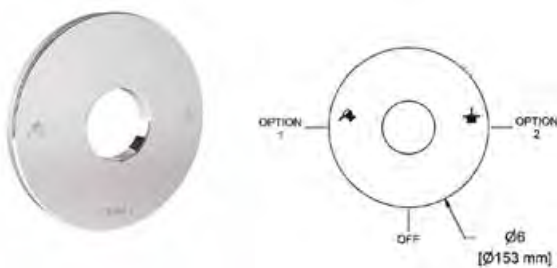
Tub spout and shower head pictograms (2-way coaxial valves)



• Pictograms engraving: Tub spout and shower head

Code	Finish	Price
PLTM044C	Chrome	\$ 46
PLTM044BN	Brushed Nickel (PVD)	\$ 57
PLTM044PN	Polished Nickel (PVD)	\$ 57
PLTM044BK	Black	\$ 64
PLTM044BG	Brushed Gold (PVD)	\$ 64

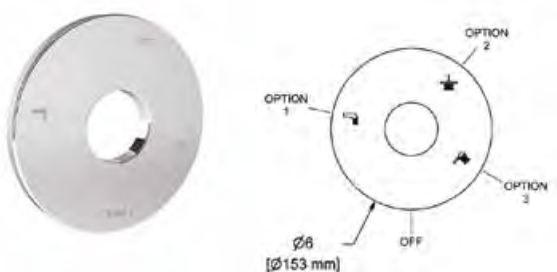
Hand shower and shower head pictograms (2-way coaxial valves)



• Pictograms engraving: Hand shower and shower head

Code	Finish	Price
PLTM144C	Chrome	\$ 46
PLTM144BN	Brushed Nickel (PVD)	\$ 57
PLTM144PN	Polished Nickel (PVD)	\$ 57
PLTM144BK	Black	\$ 64
PLTM144BG	Brushed Gold (PVD)	\$ 64

Tub spout, shower head and hand shower pictograms (3-way coaxial valves)



• Pictograms engraving: Tub spout, shower head and hand shower

Code	Finish	Price
PLTM045C	Chrome	\$ 46
PLTM045BN	Brushed Nickel (PVD)	\$ 57
PLTM045PN	Polished Nickel (PVD)	\$ 57
PLTM045BK	Black	\$ 64
PLTM045BG	Brushed Gold (PVD)	\$ 64

Suggested assemblies

Assembly #54RUTM



Description	Code	C	BN	PN	BK	BG
Type P valve trim	TRUTM51	\$ 204	\$ 299	\$ 299	\$ 341	\$ 341
Type P valve rough	R51 ¹	\$ 131	\$ 131	\$ 131	\$ 131	\$ 131
Hand shower rail	4664	\$ 195	\$ 301	\$ 301	\$ 331	\$ 331
Elbow supply	775	\$ 36	\$ 61	\$ 61	\$ 67	\$ 67
Total		\$ 566	\$ 792	\$ 792	\$ 870	\$ 870

1. Add -SPEX for PEX connection and -EX for Expansion PEX connection

UPC®



Assembly #4744RUTM



Description	Code	C	BN	PN	BK
2-way no share Type T/P coaxial valve trim	TRUTM44 ²	\$ 378	\$ 472	\$ 472	\$ 591
2-way Type T/P coaxial valve rough	R23 ¹	\$ 163	\$ 163	\$ 163	\$ 163
2-jet shower head with arm	366	\$ 140	\$ 176	\$ 176	\$ 196
Wall-mount tub spout	867	\$ 105	\$ 136	\$ 136	\$ 150
Total		\$ 786	\$ 947	\$ 947	\$ 1100

1. Add -SPEX for PEX connection and -EX for Expansion PEX connection

2. Add + for Cross Handle Valve

UPC®



Suggested assemblies

Assembly #323RUTM



Description	Code	C	BN	PN	BK	BG
2-way Type T/P coaxial valve trim	TRUTM23 ²	\$ 378	\$ 472	\$ 472	\$ 591	\$ 591
2-way Type T/P coaxial valve rough	R23 ¹	\$ 163	\$ 163	\$ 163	\$ 163	\$ 163
Hand shower rail	4664	\$ 195	\$ 301	\$ 301	\$ 331	\$ 331
UPC® 20 cm (8") shower head	468	\$ 230	\$ 269	\$ 269	\$ 321	\$ 321
40 cm (16") shower arm	503	\$ 70	\$ 116	\$ 116	\$ 127	\$ 127
Elbow supply	775	\$ 36	\$ 61	\$ 61	\$ 67	\$ 67
Total		\$ 1072	\$ 1382	\$ 1382	\$ 1600	\$ 1600

1. Add -SPEX for PEX connection and -EX for Expansion PEX connection
 2. Add + for Cross Handle Valve

Assembly #1345RUTM



Description	Code	C	BN	PN	BK	BG
3-way Type T/P coaxial valve trim	TRUTM45 ²	\$ 361	\$ 467	\$ 467	\$ 570	\$ 570
3-way Type T/P coaxial valve rough	R45 ¹	\$ 227	\$ 227	\$ 227	\$ 227	\$ 227
Hand shower rail	4664	\$ 195	\$ 301	\$ 301	\$ 331	\$ 331
UPC® 20 cm (8") shower head	468	\$ 230	\$ 269	\$ 269	\$ 321	\$ 321
50 cm (20") shower arm	513	\$ 88	\$ 140	\$ 140	\$ 151	\$ 151
Elbow supply	775	\$ 36	\$ 61	\$ 61	\$ 67	\$ 67
Wall-mount tub spout	867	\$ 105	\$ 136	\$ 136	\$ 150	\$ 150
Total		\$ 1242	\$ 1601	\$ 1601	\$ 1817	\$ 1817

1. Add -SPEX for PEX connection and -EX for Expansion PEX connection
 2. Add + for Cross Handle Valve

Other components available in *Bath and Shower Components* section.

Suggested assemblies

Assembly #446RUTM



UPC®



Description	Code	C	BN	PN
4-way Type T/P coaxial valve trim	TRUTM46 ²	\$ 711	\$ 868	\$ 868
4-way Type T/P ¾" coaxial valve rough	R46	\$ 348	\$ 348	\$ 348
Hand shower rail	4664	\$ 195	\$ 301	\$ 301
20 cm (8") shower head	468	\$ 230	\$ 269	\$ 269
40 cm (16") shower arm	503	\$ 70	\$ 116	\$ 116
Body jet	390 (x4)	\$ 424	\$ 648	\$ 648
Elbow supply	775	\$ 36	\$ 61	\$ 61
Total		\$ 2014	\$ 2611	\$ 2611

2. Add + for Cross Handle Valve

Assembly #783RUTM



UPC®



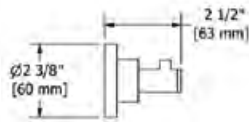
Description	Code	C
4-way Type T/P ¾" coaxial complete valve	RUTM83 ²	\$ 1178
Hand shower rail	4664(x2)	\$ 390
30 cm (12") shower head	472	\$ 423
40 cm (16") shower arm	503	\$ 70
Spin tile body jet	369 ⁴ (x4)	\$ 1004
Elbow supply with shut-off valve	790 (x2)	\$ 262
Total		\$ 3327

2. Add + for Cross Handle Valve

4. These items must be ordered at the same time as the valve rough

Star accessories

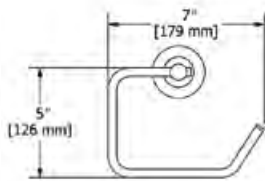
Robe hook



• 4 anchor points

Code	Finish	Price
ST0C	Chrome	\$ 61
ST0BN	Brushed Nickel (PVD)	\$ 101
ST0PN	Polished Nickel (PVD)	\$ 101
ST0BK	Black	\$ 109
ST0BG	Brushed Gold (PVD)	\$ 109

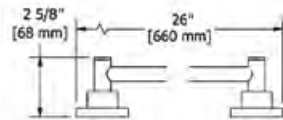
Paper holder



• 4 anchor points

Code	Finish	Price
ST3C	Chrome	\$ 101
ST3BN	Brushed Nickel (PVD)	\$ 138
ST3PN	Polished Nickel (PVD)	\$ 138
ST3BK	Black	\$ 151
ST3BG	Brushed Gold (PVD)	\$ 151

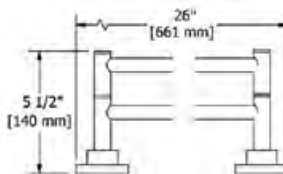
24" towel bar



• 4 anchor points

Code	Finish	Price
ST5C	Chrome	\$ 176
ST5BN	Brushed Nickel (PVD)	\$ 238
ST5PN	Polished Nickel (PVD)	\$ 238
ST5BK	Black	\$ 258
ST5BG	Brushed Gold (PVD)	\$ 258

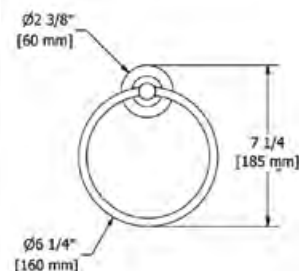
24" double towel bar



• 4 anchor points

Code	Finish	Price
ST6C	Chrome	\$ 263
ST6BN	Brushed Nickel (PVD)	\$ 365
ST6PN	Polished Nickel (PVD)	\$ 365
ST6BK	Black	\$ 394
ST6BG	Brushed Gold (PVD)	\$ 394

Towel ring

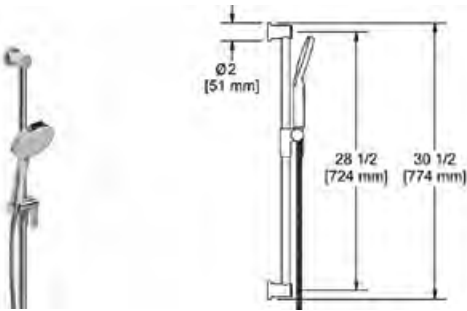


• 4 anchor points

Code	Finish	Price
ST7C	Chrome	\$ 85
ST7BN	Brushed Nickel (PVD)	\$ 119
ST7PN	Polished Nickel (PVD)	\$ 119
ST7BK	Black	\$ 130
ST7BG	Brushed Gold (PVD)	\$ 130

Bath and shower components

Hand shower rail

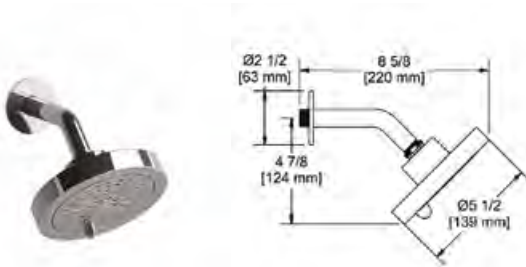


- Easy-Glide left cursor
- Ø22 mm (7/8") slide bar
- 4364, 2-jet hand shower
- Scale-free
- 150 cm (59") double interlock flexible hose, **swivel** and 2 check valves
- **7.6 L/min, 2.0 gpm (US) 60psi**

• Add -15 for flow rate 5.69 L/min, 1.5 gpm (US) 60psi

Product	Finish	Price	-15
4664C	Chrome	\$ 195	\$ 209
4664BN	Brushed Nickel (PVD)	\$ 301	\$ 313
4664PN	Polished Nickel (PVD)	\$ 301	\$ 313
4664BK	Black	\$ 331	\$ 341
4664BG	Brushed Gold (PVD)	\$ 331	\$ 341

2-jet shower head with arm



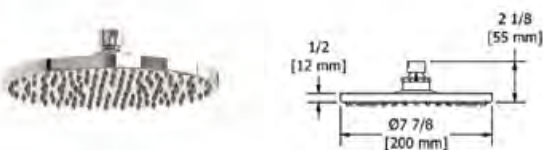
- Six positions
- 2 jets: luxurious, invigorating
- Shower arm with round flange
- Scale-free
- **Swivel**
- **7.6 L/min, 2.0 gpm (US) 60psi**

• Add -15 for flow rate 5.69 L/min, 1.5 gpm (US) 60psi

Product	Finish	Price	-15
366C	Chrome	\$ 140	\$ 153
366BN	Brushed Nickel (PVD)	\$ 176	\$ 188
366PN	Polished Nickel (PVD)	\$ 176	\$ 188
366BK	Black	\$ 196	\$ 206

©UPC®

8" shower head



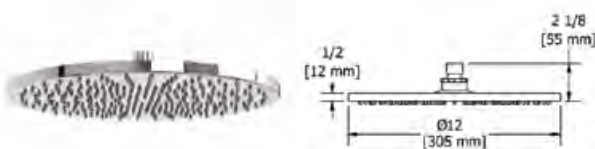
- 1/2" inlet female
- Scale-free
- **Swivel**
- **7.6 L/min, 2.0 gpm (US) 60psi**

• Add -15 for flow rate 5.69 L/min, 1.5 gpm (US) 60psi

Product	Finish	Price	-15
468C	Chrome	\$ 230	\$ 242
468BN	Brushed Nickel (PVD)	\$ 269	\$ 280
468PN	Polished Nickel (PVD)	\$ 269	\$ 280
468BK	Black	\$ 321	\$ 332
468BG	Brushed Gold (PVD)	\$ 321	\$ 332

©UPC®

12" shower head



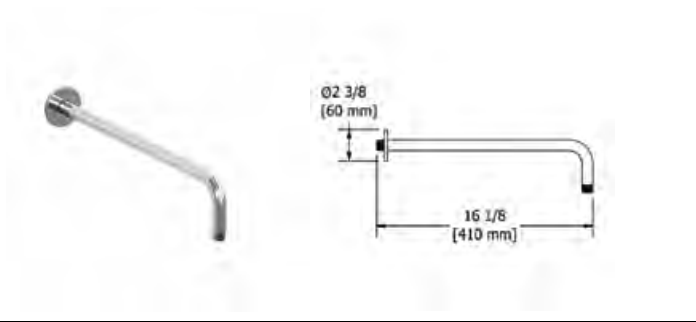
- 1/2" inlet female
- Scale-free
- **Swivel**
- **7.6 L/min, 2.0 gpm (US) 60psi**

Product	Finish	Price	-
472C	Chrome	\$ 423	-
472BN	Brushed Nickel (PVD)	\$ 507	-
472PN	Polished Nickel (PVD)	\$ 507	-
472BK	Black	\$ 590	-
472BG	Brushed Gold (PVD)	\$ 590	-

©UPC®

Bath and shower components

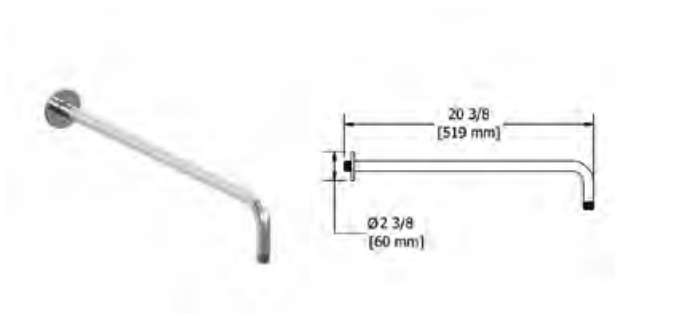
16" shower arm



- 1/2" inlet male NPT
- Round flange

Code	Finish	Price
503C	Chrome	\$ 70
503BN	Brushed Nickel (PVD)	\$ 116

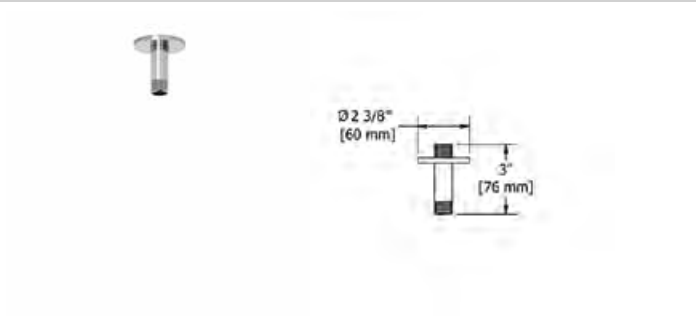
20" shower arm



- 1/2" inlet male NPT
- Round flange

Code	Finish	Price
513C	Chrome	\$ 88
513BN	Brushed Nickel (PVD)	\$ 140

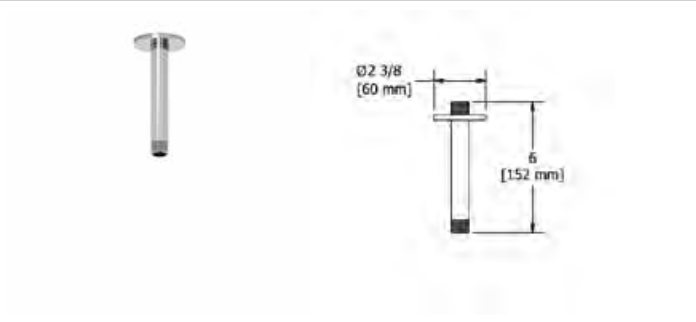
3" vertical shower arm



- 1/2" inlet male NPT
- Round flange

Code	Finish	Price
509C	Chrome	\$ 31
509BN	Brushed Nickel (PVD)	\$ 53

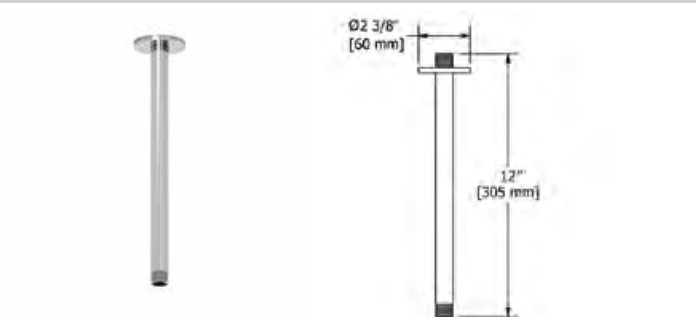
6" vertical shower arm



- 1/2" inlet male NPT
- Round flange

Code	Finish	Price
508C	Chrome	\$ 35
508BN	Brushed Nickel (PVD)	\$ 59

12" vertical shower arm

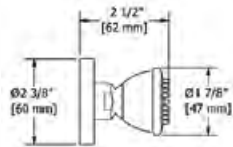


- 1/2" inlet male NPT
- Round flange

Code	Finish	Price
507C	Chrome	\$ 58
507BN	Brushed Nickel (PVD)	\$ 86

Bath and shower components

Body jet

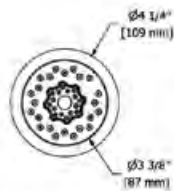


cUPC®

- 1/2" inlet female NPT
- Directional
- Scale-free
- 2 à/to 6 L/min, 0.5 à/to 1.6 gpm (US) 60psi

Code	Finish	Price
390C	Chrome	\$ 106
390BN	Brushed Nickel (PVD)	\$ 162
390PN	Polished Nickel (PVD)	\$ 162

2-jet tile body jet

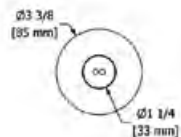


cUPC®

- 1/2" inlet male NPT
- Directional
- 2-jet
- Scale-free
- 6.2 L/min, 1.6 gpm (US) 60psi

Code	Finish	Price
324C	Chrome	\$ 116

Spin tile body jet



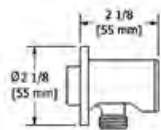
cUPC®

- 1/2" inlet male NPT
- Rotating jet
- **Special rough included**
- 3.7 L/min, 1 gpm (US) 60psi

* Must be ordered at the same time as the valve rough

Code	Finish	Price
369C	Chrome	\$ 251

Elbow supply

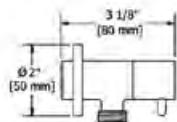


cUPC®

- 1/2" inlet female NPT
- 1/2" outlet male
- Adjustable depth

Code	Finish	Price
775C	Chrome	\$ 36
775BN	Brushed Nickel (PVD)	\$ 61

Elbow supply with shut-off valve

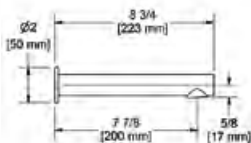


cUPC®

- 1/2" inlet female NPT
- Ceramic cartridge
- 1/2" outlet male
- Adjustable depth

Code	Finish	Price
790C	Chrome	\$ 131
790BN	Brushed Nickel (PVD)	\$ 195

Wall-mount tub spout



cUPC®

- 1/2" copper slip fit inlet
- Brass

Code	Finish	Price
867C	Chrome	\$ 105
867BN	Brushed Nickel (PVD)	\$ 136



CLASSIC/CLASSIQUE

BATHROOMS/SALLE DE BAINS

CLASSIC/CLASSIQUE

AVAILABLE FINISHES | CHOIX DE FINIS



C

Chrome



CW

Chrome & White
Chrome et blanc



BN

Brushed Nickel
Nickel brossé



PN

Polished Nickel
Nickel poli

Some products are not available in all the illustrated finishes.

Certains produits ne sont pas disponibles dans tous les finis illustrés.

AVAILABLE HANDLES | CHOIX DE POIGNÉES



GN__LC



GN__LCW



MA__LC



MA__+C

Not all products offer handle options.

Certains produits n'ont pas de choix de poignées.

ACCESSORIES | ACCESSOIRES

HUDSON & RETRO



HUDSON
Robe Hook
Crochet



HUDSON
Paper Holder
Porte-papier



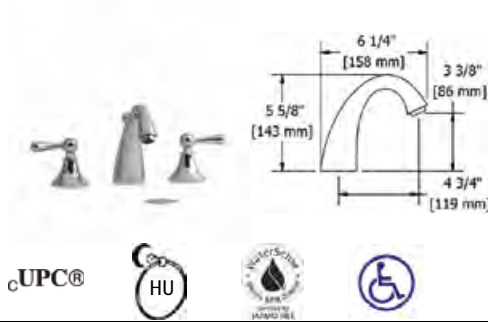
RETRO
Robe Hook
Crochet



RETRO
Paper Holder
Porte-papier

More models available | *D'autres modèles sont disponibles*

8" lavatory faucet

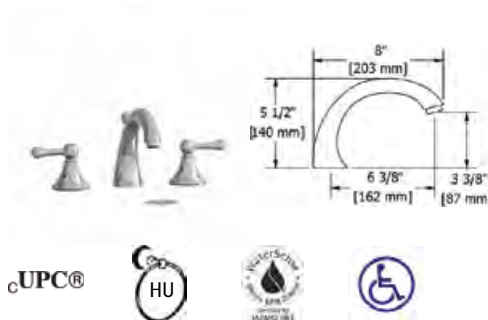


- 3/8" speedway compression
- Ceramic cartridge
- Pop-up drain
- *Jan. 2020 : gpm will decrease to meet new regulations
- 5.7 L/min, 1.5 gpm (US) 60psi

- Add -05 for flow rate 1.9 L/min, 0.5 gpm (US) 60psi
- Add -10 for flow rate 3.7 L/min, 1 gpm (US) 60psi

Product	Finish	Price	-05/-10
MA08LC	Chrome	\$ 479	\$ 490
MA08LBN	Brushed Nickel (PVD)	\$ 612	\$ 623

8" lavatory faucet

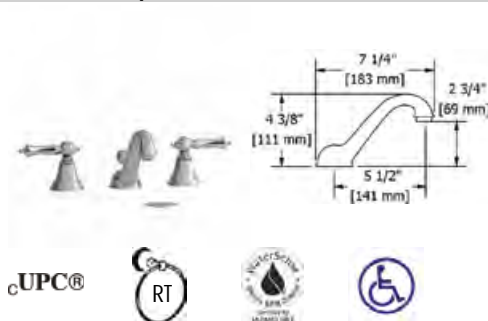


- 3/8" speedway compression
- Ceramic cartridge
- Pop-up drain
- *Jan. 2020 : gpm will decrease to meet new regulations
- 5.7 L/min, 1.5 gpm (US) 60psi

- Add -05 for flow rate 1.9 L/min, 0.5 gpm (US) 60psi
- Add -10 for flow rate 3.7 L/min, 1 gpm (US) 60psi

Product	Finish	Price	-05/-10
FI08LC	Chrome	\$ 479	\$ 490
FI08LBN	Brushed Nickel (PVD)	\$ 612	\$ 623

8" lavatory faucet

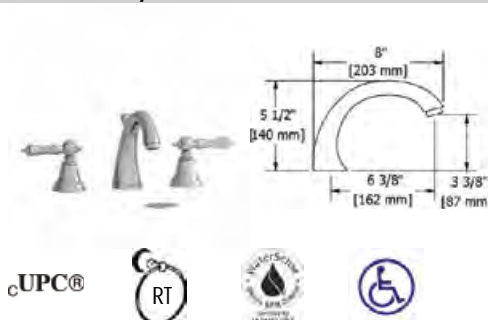


- 3/8" speedway compression
- Ceramic cartridge
- Pop-up drain
- *Jan. 2020 : gpm will decrease to meet new regulations
- 5.7 L/min, 1.5 gpm (US) 60psi

- Add -05 for flow rate 1.9 L/min, 0.5 gpm (US) 60psi
- Add -10 for flow rate 3.7 L/min, 1 gpm (US) 60psi

Product	Finish	Price	-05/-10
GN08LC	Chrome	\$ 525	\$ 536
GN08LCW	Chrome/White	\$ 525	\$ 536
GN08LBN	Brushed Nickel (PVD)	\$ 658	\$ 669
GN08LPN	Polished Nickel (PVD)	\$ 658	\$ 669

8" lavatory faucet



- 3/8" speedway compression
- Ceramic cartridge
- Pop-up drain
- *Jan. 2020 : gpm will decrease to meet new regulations
- 5.7 L/min, 1.5 gpm (US) 60psi

- Add -05 for flow rate 1.9 L/min, 0.5 gpm (US) 60psi
- Add -10 for flow rate 3.7 L/min, 1 gpm (US) 60psi

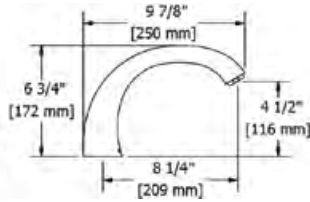
Product	Finish	Price	-05/-10
PR08LC	Chrome	\$ 536	\$ 548
PR08LCW	Chrome/White	\$ 536	\$ 548
PR08LBN	Brushed Nickel (PVD)	\$ 669	\$ 680

Personalize your faucet with our handle options



EX.: GN __ LC GN __ LCW MA __ LC __ + C

4-piece deck-mount tub filler with hand shower



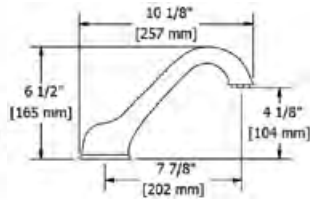
cUPC®



- ½" inlet male NPT or sweat
- Ceramic cartridge
- 1-jet hand shower
- 41.5 L/min, 11 gpm (US) 60psi

Code	Finish	Price
FI12LC	Chrome	\$ 718
FI12LBN	Brushed Nickel (PVD)	\$ 995

4-piece deck-mount tub filler with hand shower



cUPC®



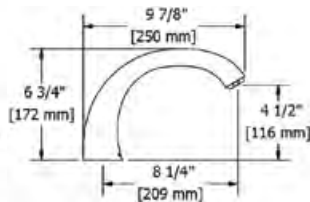
- ½" inlet male
- 1-jet hand shower
- Ceramic cartridge
- 41.5 L/min, 11 gpm (US) 60psi

Code	Finish	Price
GN12LC	Chrome	\$ 808
GN12LCW	Chrome/White	\$ 808
GN12LBN	Brushed Nickel (PVD)	\$ 1059
GN12LPN	Polished Nickel (PVD)	\$ 1059

4-piece deck-mount tub filler with hand shower



/Black



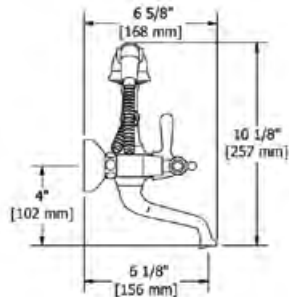
cUPC®



- ½" inlet male
- 1-jet hand shower
- Ceramic cartridge
- 41.5 L/min, 11 gpm (US) 60psi

Code	Finish	Price
PR12LC	Chrome	\$ 808
PR12LCW	Chrome/White	\$ 808
PR12LBN	Brushed Nickel (PVD)	\$ 1059

6" tub filler with hand shower



cUPC®



- ¾" inlet female
- Ceramic cartridge
- ½" male X ¾" male elbow adaptor
- 1-jet hand shower
- 2 check valves
- 44 L/min, 11.6 gpm (US) 60psi

Code	Finish	Price
MA06LC	Chrome	\$ 619
MA06LBN	Brushed Nickel (PVD)	\$ 846

Personalize your faucet with our handle options



EX.: GN __ LC



GN __ LCW

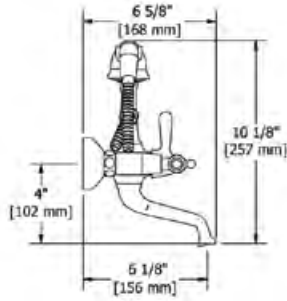


MA __ LC



__ + C

6" tub filler with hand shower



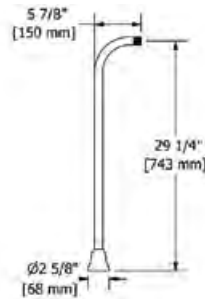
cUPC®



- 3/4" inlet female
- 1/2" male X 3/4" male elbow adaptor
- 1-jet hand shower
- Ceramic cartridge
- 2 check valves
- 44 L/min, 11.6 gpm (US) 60psi

Code	Finish	Price
GN06LC	Chrome	\$ 646
GN06LCW	Chrome/White	\$ 646
GN06LBN	Brushed Nickel (PVD)	\$ 883
GN06LPN	Polished Nickel (PVD)	\$ 883

30" high floor riser pair

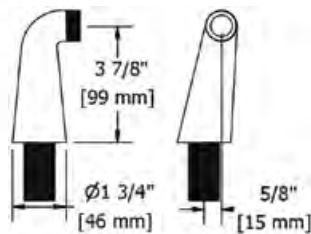


cUPC®

- 1/2" inlet female NPT
- 3/4" outlet male
- Pair
- 2 parts: rough and trim
- Round flange

Code	Finish	Price
TU33C	Chrome	\$ 603
TU33BN	Brushed Nickel (PVD)	\$ 870
TU33PN	Polished Nickel (PVD)	\$ 870

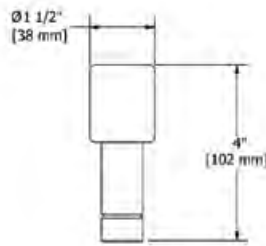
4" high deck mount riser pair, 1/2" off-set



- 1/2" inlet female NPT
- 3/4" outlet male
- Pair

Code	Finish	Price
TU99C	Chrome	\$ 147
TU99BN	Brushed Nickel (PVD)	\$ 212
TU99PN	Polished Nickel (PVD)	\$ 212

3 1/2" pair of extensions for TU33



- 3/4" male NPT x 3/4" female NPT
- Pair

Code	Finish	Price
EXTTU33C	Chrome	\$ 84
EXTTU33BN	Brushed Nickel (PVD)	\$ 99

Personalize your faucet with our handle options



EX.:

GN __ LC

GN __ LCW

MA __ LC

__ + C

Classic



4-piece bidet faucet with integrated vacuum breaker



cUPC®



- ½" inlet male NPT
- Ceramic cartridge
- Integrated vacuum breaker
- Jet
- Pop-up drain

Code	Finish	Price
MA09LC	Chrome	\$ 824
MA09LBN	Brushed Nickel (PVD)	\$ 1000

4-piece bidet faucet with integrated vacuum breaker



cUPC®



- Integrated vacuum breaker
- ½" inlet male NPT
- Ceramic cartridge
- Jet
- Pop-up drain

Code	Finish	Price
GN09LC	Chrome	\$ 844
GN09LCW	Chrome/White	\$ 844
GN09LBN	Brushed Nickel (PVD)	\$ 1031
GN09LPN	Polished Nickel (PVD)	\$ 1031

Personalize your faucet with our handle options



EX.: GN__LC



GN__LCW



MA__LC



__+C

Classic

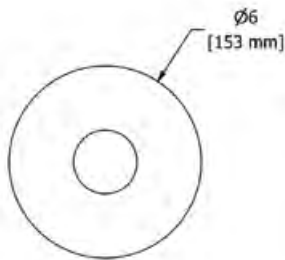


Type P (pressure balance) valve



R51	\$ 131	R51-SPEX	\$ 131	R51-EX	\$ 131
<ul style="list-style-type: none"> • Rough only • 1/2" inlet male NPT or sweat • 1/2" outlet male NPT or sweat • Service valves • Test cap • TXX51XX trim required to complete 		<ul style="list-style-type: none"> • Rough only • 1/2" inlet PEX • 1/2" shower outlet PEX • 3/4" bath outlet PEX or 1/2" sweat • Service valves • Test cap • TXX51XX trim required to complete 		<ul style="list-style-type: none"> • Rough only • 1/2" inlet EXPANSION PEX • 1/2" shower outlet EXPANSION PEX • 3/4" bath outlet EXPANSION PEX or 1/2" sweat • Service valves • Test cap • TXX51XX trim required to complete 	

Type P (pressure balance) valve and trim



• Trim only

Product	Price
TGN51C	\$ 222
TGN51CW	\$ 222
TGN51BN	\$ 311
TGN51PN	\$ 311

- 1/2" inlet male NPT or sweat
- 1/2" outlet male NPT or sweat
- Ceramic cartridge and balancing spool with check valves
- Service valves
- Double action: flow and temperature control
- 22 L/min, 5.8 gpm (US) 60psi

Add **-EX** for **EXPANSION PEX** connection

Add **-SPEX** for **PEX** connection

Product	Price
GN51C	\$ 353
GN51CW	\$ 353
GN51BN	\$ 442
GN51PN	\$ 442



Connection examples



Classic



Riowise 2-way Type T/P (thermostatic/pressure balance) coaxial valve



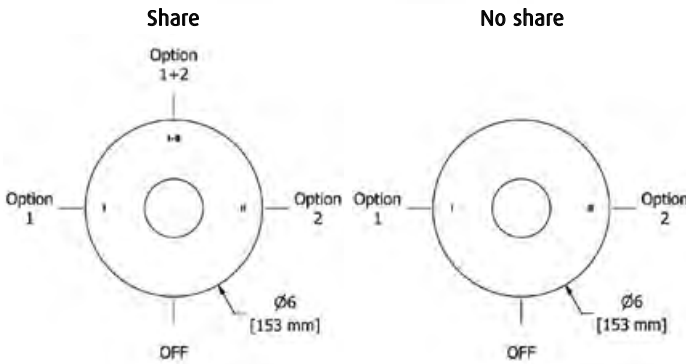
R23	\$ 163	R23-SPEX	\$ 163	R23-EX	\$ 163
<ul style="list-style-type: none"> • Rough only • ½" inlet male NPT or sweat • Two ½" outlets male NPT or sweat • Service valves • Test cap • TXX23XX or TXX44XX trim required to complete 		<ul style="list-style-type: none"> • Rough only • ½" inlet PEX • Two ½" outlets PEX • Service valves • Test cap • TXX23XX or TXX44XX trim required to complete 		<ul style="list-style-type: none"> • Rough only • ½" inlet EXPANSION PEX • Two ½" outlets EXPANSION PEX • Service valves • Test cap • TXX23XX or TXX44XX trim required to complete 	

Riowise 2-way Type T/P (thermostatic/pressure balance) coaxial valve and trim



• Trim only

Product	No share*	Price
TGN23C	TGN44C	\$ 389
TGN23BN	TGN44BN	\$ 472
TGN23PN	TGN44PN	\$ 472



- ½" inlet male NPT or sweat
- Two ½" outlets male NPT or sweat
- Thermostatic/pressure balance coaxial cartridge with check valves
- 4 positions (OFF, 1, 1 and 2, 2) share
- 3 positions (OFF, 1, 2) no share *
- Service valves
- 24 L/min, 6.3 gpm (US) 60psi

Add **-EX** for **EXPANSION PEX** connection
 Add **-SPEX** for **PEX** connection

Product	No share*	Price
GN23C	GN44C	\$ 552
GN23BN	GN44BN	\$ 635
GN23PN	GN44PN	\$ 635



Personalize your faucet with our handle options



Classic

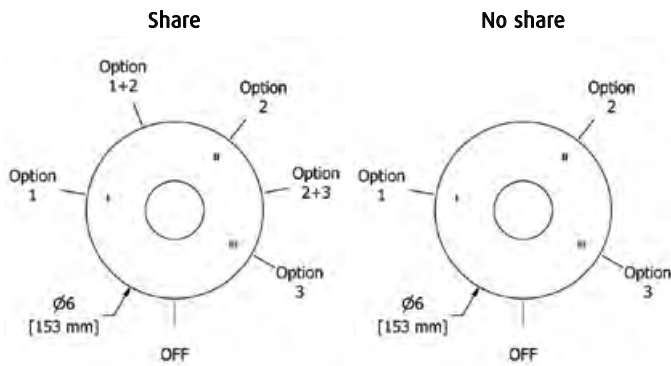


Riowise 3-way Type T/P (thermostatic/pressure balance) coaxial valve



R45	\$ 227	R45-SPEX	\$ 227	R45-EX	\$ 227
<ul style="list-style-type: none"> • Rough only • ½" inlet male NPT or sweat • Three ½" outlets male NPT or sweat • Service valves • Test cap • TXX45XX or TXX47XX trim to complete 		<ul style="list-style-type: none"> • Rough only • ½" inlet PEX • Three ½" outlets PEX • Service valves • Test cap • TXX45XX or TXX47XX trim to complete 		<ul style="list-style-type: none"> • Rough only • ½" inlet EXPANSION PEX • Three ½" outlets EXPANSION PEX • Service valves • Test cap • TXX45XX or TXX47XX trim to complete 	

Riowise 3-way Type T/P (thermostatic/pressure balance) coaxial valve and trim



• Trim only

Product	No share*	Price
TGN45C	TGN47C	\$ 379
TGN45BN	TGN47BN	\$ 479
TGN45PN	TGN47PN	\$ 479

- ½" inlet male NPT or sweat
- Three ½" outlets male NPT or sweat
- Thermostatic/pressure balance coaxial cartridge with check valves
- Service valves
- 6 positions (OFF, 1, 1 and 2, 2, 2 and 3, 3) share
- 4 positions (OFF, 1, 2, 3) no share *
- 24 L/min, 6.3 gpm (US) 60psi
- 19 L/min, 5.0 gpm (US) 60psi no share *

Add **-EX** for **EXPANSION PEX** connection

Add **-SPEX** for **PEX** connection

Product	No share*	Price
GN45C	GN47C	\$ 606
GN45BN	GN47BN	\$ 706
GN45PN	GN47PN	\$ 706



Personalize your faucet with our handle options



GN __ C



GN __ +C

Classic



Riowise 4-way Type T/P (thermostatic/pressure balance) 3/4" coaxial valve



R46

\$ 348

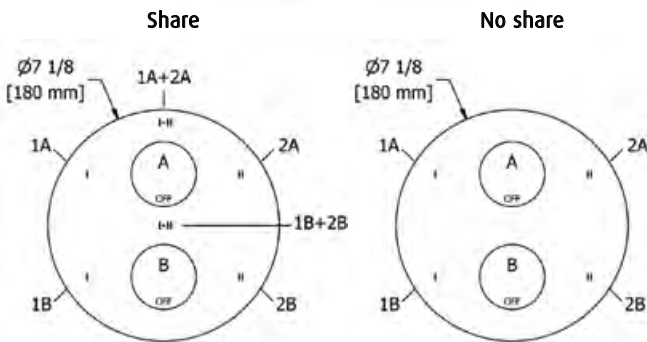
- Rough only
- 3/4" inlet male NPT
- Must be supplied with minimum 3/4" PEX , 3/4" EXPANSION PEX or 1/2" copper
- Service valves
- Test cap
- Four 1/2" outlets female NPT
- TXX46XX or TXX88XX trim required to complete

Riowise 4-way Type T/P (thermostatic/pressure balance) 3/4" coaxial valve and trim



• Trim only

Product	No share*	Price
TGN46C	TGN88C	\$ 711
TGN46BN	TGN88BN	\$ 868
TGN46PN	TGN88PN	\$ 868



- 3/4" inlet male NPT
- Must be supplied with minimum 3/4" PEX , 3/4" EXPANSION PEX or 1/2" copper
- 2 thermo/pressure balance coaxial cartridges with check valves
- 4 integrated volume controls
- **2 different temperatures**
- Service valves
- Four 1/2" outlets female NPT
- **38 L/min, 10 gpm (US) 60psi**
- **37 L/min, 9.8 gpm (US) 60psi no share ***

Product	No share*	Price
GN46C	GN88C	\$ 1059
GN46BN	GN88BN	\$ 1216
GN46PN	GN88PN	\$ 1216



Personalize your faucet with our handle options



GN __ C

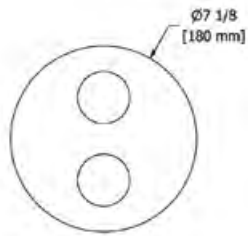
GN __ +C

Classic



4-way Type T/P (thermostatic/pressure balance) 3/4" coaxial valve

3/4" high performance **Type T/P** (thermostatic/pressure balance) coaxial complete valve



cUPC®



- 3/4" inlet male NPT, dedicated main water supply required
- 2 thermo/pressure balance coaxial cartridges with check valves
- 2 integrated volume controls
- **2 different temperatures**
- 4 outlets: two 1/2" outlets male NPT and two 3/4" outlets male NPT or 1/2" female NPT
- Service valves
- **76 L/min, 20 gpm (US) 60psi**

Code	Finish	Price
GN83C	Chrome	\$ 1178
GN83BN	Brushed Nickel (PVD)	\$ 1366
GN83PN	Polished Nickel (PVD)	\$ 1366

Personalize your faucet with our handle options



GN __ C



GN __ +C

Classic



Suggested assemblies

Assembly #54GN



Description	Code	C	BN	PN
Type P valve trim	TGN51	\$ 222	\$ 311	\$ 311
Type P valve rough	R51 ¹	\$ 131	\$ 131	\$ 131
Hand shower rail	6006	\$ 195	\$ 322	\$ 322
Elbow supply	747	\$ 35	\$ 58	\$ 58
Total		\$ 583	\$ 822	\$ 822

1. Add -SPEX for PEX connection and -EX for Expansion PEX connection

UPC®



Assembly #4744GN



Description	Code	C	BN	PN
2-way no share Type T/P coaxial valve trim	TGN44 ²	\$ 389	\$ 472	\$ 472
2-way Type T/P coaxial valve rough	R23 ¹	\$ 163	\$ 163	\$ 163
3-jet shower head with arm	308	\$ 50	\$ 81	\$ 81
Wall-mount tub spout	870	\$ 44	\$ 70	\$ 70
Total		\$ 646	\$ 786	\$ 786

1. Add -SPEX for PEX connection and -EX for Expansion PEX connection

2. Add + for Cross Handle Valve

UPC®



Other components available in *Bath and Shower Components* section.

Classic



Suggested assemblies

Assembly #323GN



Description	Code	C	BN	PN
2-way Type T/P coaxial valve trim	TGN23 ²	\$ 389	\$ 472	\$ 472
2-way Type T/P coaxial valve rough	R23 ¹	\$ 163	\$ 163	\$ 163
Hand shower rail	6006	\$ 195	\$ 322	\$ 322
20 cm (8") shower head	408	\$ 218	\$ 258	\$ 258
40 cm (16") shower arm	503	\$ 70	\$ 116	\$ 116
UPC® Elbow supply	747	\$ 35	\$ 58	\$ 58
Total		\$ 1070	\$ 1389	\$ 1389

1. Add -SPEX for PEX connection and -EX for Expansion PEX connection
2. Add + for Cross Handle Valve



Assembly #1345GN



Description	Code	C	BN	PN
3-way Type T/P coaxial valve trim	TGN45 ²	\$ 379	\$ 479	\$ 479
3-way Type T/P coaxial valve rough	R45 ¹	\$ 227	\$ 227	\$ 227
Hand shower rail	6006	\$ 195	\$ 322	\$ 322
20 cm (8") shower head	408	\$ 218	\$ 258	\$ 258
50 cm (20") shower arm	513	\$ 88	\$ 140	\$ 140
UPC® Elbow supply	747	\$ 35	\$ 58	\$ 58
Wall-mount tub spout	870	\$ 44	\$ 70	\$ 70
Total		\$ 1186	\$ 1554	\$ 1554

1. Add -SPEX for PEX connection and -EX for Expansion PEX connection
2. Add + for Cross Handle Valve



Other components available in *Bath and Shower Components* section.

Classic



Suggested assemblies

Assembly #446GN



Description	Code	C	BN	PN
4-way Type T/P coaxial valve trim	TGN46 ²	\$ 711	\$ 868	\$ 868
4-way Type T/P 3/4" coaxial valve rough	R46	\$ 348	\$ 348	\$ 348
Hand shower rail	6006	\$ 195	\$ 322	\$ 322
20 cm (8") shower head	408	\$ 218	\$ 258	\$ 258
40 cm (16") shower arm	503	\$ 70	\$ 116	\$ 116
UPC® Body jet	327(x4)	\$ 352	\$ 512	\$ 512
Elbow supply	747	\$ 35	\$ 58	\$ 58
Total		\$ 1929	\$ 2482	\$ 2482

2. Add + for Cross Handle Valve



Assembly # 783GN



Description	Code	C
4-way Type T/P 3/4" coaxial complete valve	GN83 ²	\$ 1178
Hand shower rail	6006(x2)	\$ 390
32 cm (13") shower head	412	\$ 507
40 cm (16") shower arm	503	\$ 70
Spin tile body jet	369 ⁴ (x4)	\$ 1004
Elbow supply with shut-off valve	780 (x2)	\$ 262
Total		\$ 3411

2. Add + for Cross Handle Valve

4. These items must be ordered at the same time as the valve rough



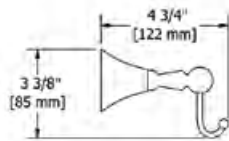
Other components available in *Bath and Shower Components* section.

Classic



Hudson accessories

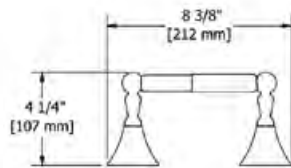
Robe hook



- 4 anchor points

Code	Finish	Price
HU0C	Chrome	\$ 76
HU0BN	Brushed Nickel (PVD)	\$ 105
HU0PN	Polished Nickel (PVD)	\$ 105

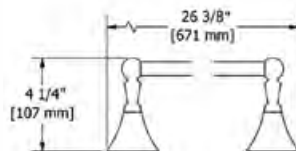
Paper holder



- 4 anchor points

Code	Finish	Price
HU3C	Chrome	\$ 134
HU3BN	Brushed Nickel (PVD)	\$ 173
HU3PN	Polished Nickel (PVD)	\$ 173

24" towel bar

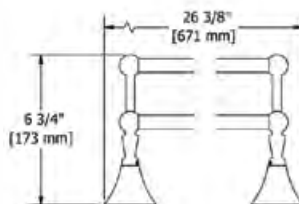


- 4 anchor points

* May be cut to desired length

Code	Finish	Price
HU5C	Chrome	\$ 163
HU5BN	Brushed Nickel (PVD)	\$ 222
HU5PN	Polished Nickel (PVD)	\$ 222

24" double towel bar

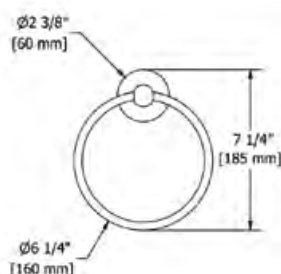


- 4 anchor points

* May be cut to desired length

Code	Finish	Price
HU6C	Chrome	\$ 253
HU6BN	Brushed Nickel (PVD)	\$ 334
HU6PN	Polished Nickel (PVD)	\$ 334

Towel ring



- 4 anchor points

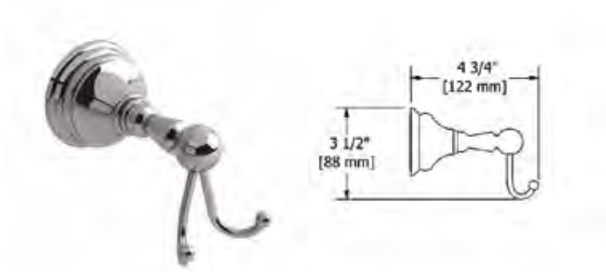
Code	Finish	Price
HU7C	Chrome	\$ 88
HU7BN	Brushed Nickel (PVD)	\$ 116
HU7PN	Polished Nickel (PVD)	\$ 116

Classic



Retro accessories

Robe hook



- 4 anchor points

Code	Finish	Price
RT0C	Chrome	\$ 112
RT0BN	Brushed Nickel (PVD)	\$ 176
RT0PN	Polished Nickel (PVD)	\$ 176

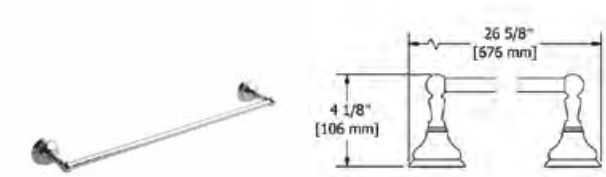
Paper holder



- 4 anchor points

Code	Finish	Price
RT3C	Chrome	\$ 207
RT3BN	Brushed Nickel (PVD)	\$ 335
RT3PN	Polished Nickel (PVD)	\$ 335

24" towel bar

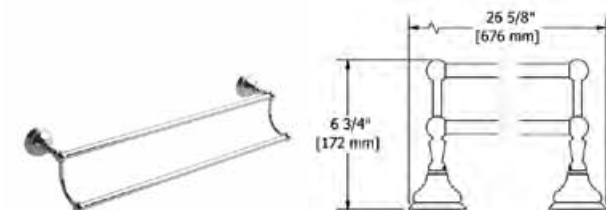


- 4 anchor points

* May be cut to desired length

Code	Finish	Price
RT5C	Chrome	\$ 235
RT5BN	Brushed Nickel (PVD)	\$ 353
RT5PN	Polished Nickel (PVD)	\$ 353

24" double towel bar

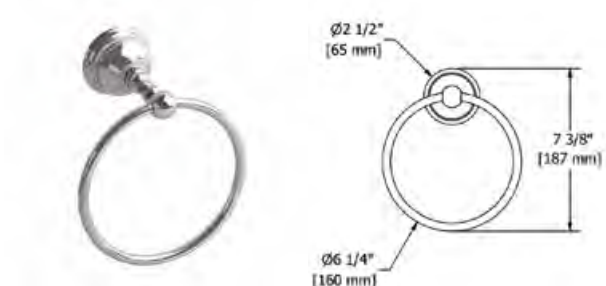


- 4 anchor points

* May be cut to desired length

Code	Finish	Price
RT6C	Chrome	\$ 317
RT6BN	Brushed Nickel (PVD)	\$ 470
RT6PN	Polished Nickel (PVD)	\$ 470

Towel ring



- 4 anchor points

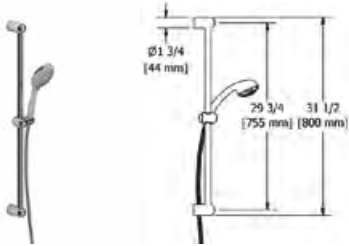
Code	Finish	Price
RT7C	Chrome	\$ 128
RT7BN	Brushed Nickel (PVD)	\$ 194
RT7PN	Polished Nickel (PVD)	\$ 194

Classic



Bath and shower components

Hand shower rail



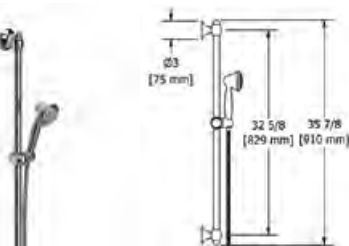
©UPC®

- 4366, 5-jet hand shower
- Scale-free
- Ø25 mm (1") slide bar
- 150 cm (59") double interlock flexible hose, **swivel** and 2 check valves
- **7.6 L/min, 2.0 gpm (US) 60psi**

• Add -15 for flow rate 5.69 L/min, 1.5 gpm (US) 60psi

Product	Finish	Price	-15
6006C	Chrome	\$ 195	\$ 209
6006BN	Brushed Nickel (PVD)	\$ 322	\$ 334
6006PN	Polished Nickel (PVD)	\$ 322	\$ 334

Hand shower rail



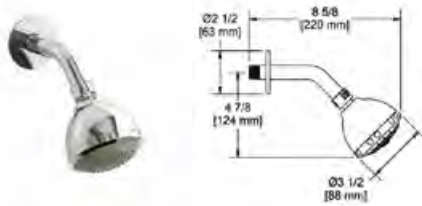
©UPC®

- 4310, 3-jet hand shower
- Scale-free
- Ø25 mm (1") slide bar
- 150 cm (59") double interlock flexible hose, **swivel** and 2 check valves
- **7.6 L/min, 2.0 gpm (US) 60psi**

• Add -15 for flow rate 5.69 L/min, 1.5 gpm (US) 60psi

Product	Finish	Price	-15
4830C	Chrome	\$ 365	\$ 375

3-jet shower head with arm



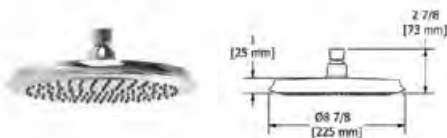
©UPC®

- 3 jets: tropical breeze, luxurious, massage
- Shower arm with round flange
- Scale-free
- **Swivel**
- **7.6 L/min, 2.0 gpm (US) 60psi**

• Add -15 for flow rate 5.69 L/min, 1.5 gpm (US) 60psi

Product	Finish	Price	-15
308C	Chrome	\$ 50	\$ 61
308BN	Brushed Nickel (PVD)	\$ 81	\$ 94
308PN	Polished Nickel (PVD)	\$ 81	\$ 94

8" shower head



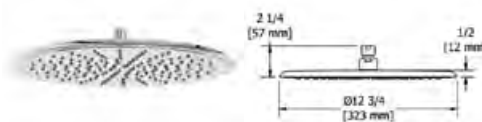
©UPC®

- 1/2" inlet female
- Scale-free
- **Swivel**
- **7.6 L/min, 2.0 gpm (US) 60psi**

• Add -15 for flow rate 5.69 L/min, 1.5 gpm (US) 60psi

Product	Finish	Price	-15
408C	Chrome	\$ 218	\$ 230
408BN	Brushed Nickel (PVD)	\$ 258	\$ 270
408PN	Polished Nickel (PVD)	\$ 258	\$ 270

13" shower head



©UPC®

- 1/2" inlet female
- Scale-free
- **Swivel**
- **7.6 L/min, 2.0 gpm (US) 60psi**

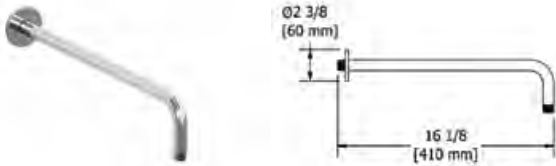
Product	Finish	Price	-
412C	Chrome	\$ 507	-
412BN	Brushed Nickel (PVD)	\$ 635	-
412PN	Polished Nickel (PVD)	\$ 635	-
412BK	Black	\$ 705	-

Classic



Bath and shower components

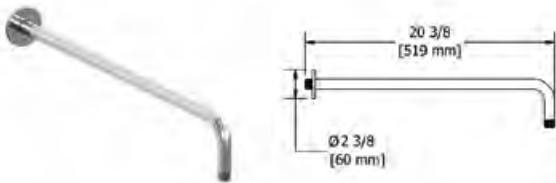
16" shower arm



- 1/2" inlet male NPT
- Round flange

Code	Finish	Price
503C	Chrome	\$ 70
503BN	Brushed Nickel (PVD)	\$ 116
503PN	Polished Nickel (PVD)	\$ 116

20" shower arm



- 1/2" inlet male NPT
- Round flange

Code	Finish	Price
513C	Chrome	\$ 88
513BN	Brushed Nickel (PVD)	\$ 140
513PN	Polished Nickel (PVD)	\$ 140

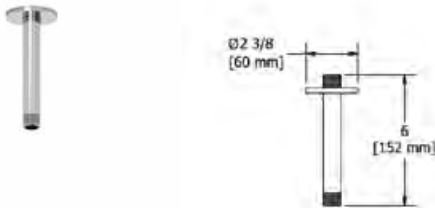
3" vertical shower arm



- 1/2" inlet male NPT
- Round flange

Code	Finish	Price
509C	Chrome	\$ 31
509BN	Brushed Nickel (PVD)	\$ 53
509PN	Polished Nickel (PVD)	\$ 53

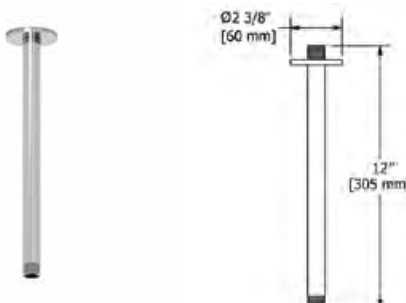
6" vertical shower arm



- 1/2" inlet male NPT
- Round flange

Code	Finish	Price
508C	Chrome	\$ 35
508BN	Brushed Nickel (PVD)	\$ 59
508PN	Polished Nickel (PVD)	\$ 59

12" vertical shower arm



- 1/2" inlet male NPT
- Round flange

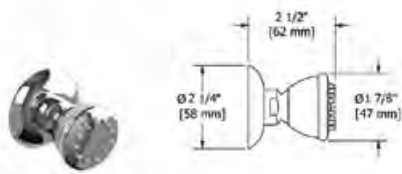
Code	Finish	Price
507C	Chrome	\$ 58
507BN	Brushed Nickel (PVD)	\$ 86
507PN	Polished Nickel (PVD)	\$ 86

Classic



Bath and shower components

Body jet



cUPC®

- 1/2" inlet female NPT
- Directional
- Scale-free
- 2 à/to 6 L/min, 0.5 à/to 1.6 gpm (US) 60psi

Code	Finish	Price
327C	Chrome	\$ 88
327BN	Brushed Nickel (PVD)	\$ 128
327PN	Polished Nickel (PVD)	\$ 128

2-jet tile body jet



cUPC®

- 1/2" inlet male NPT
- Directional
- 2-jet
- Scale-free
- 6.2 L/min, 1.6 gpm (US) 60psi

Code	Finish	Price
324C	Chrome	\$ 116

Spin tile body jet



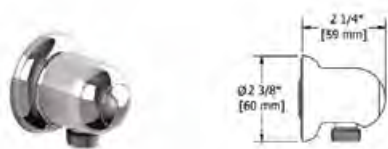
cUPC®

- 1/2" inlet male NPT
- Rotating jet
- **Special rough included**
- 3.7 L/min, 1 gpm (US) 60psi

* Must be ordered at the same time as the valve rough

Code	Finish	Price
369C	Chrome	\$ 251

Elbow supply

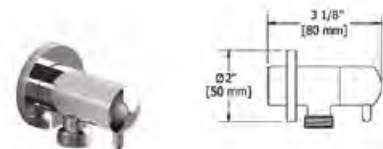


cUPC®

- 1/2" inlet female NPT
- 1/2" outlet male
- Adjustable depth

Code	Finish	Price
747C	Chrome	\$ 35
747BN	Brushed Nickel (PVD)	\$ 58
747PN	Polished Nickel (PVD)	\$ 58

Elbow supply with shut-off valve

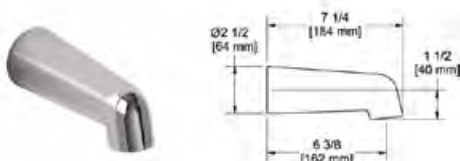


cUPC®

- 1/2" inlet female NPT
- Ceramic cartridge
- 1/2" outlet male
- Adjustable depth

Code	Finish	Price
780C	Chrome	\$ 131
780BN	Brushed Nickel (PVD)	\$ 195
780PN	Polished Nickel (PVD)	\$ 195

Wall-mount tub spout



cUPC®

- 1/2" copper slip fit inlet
- Flow diffuser

Code	Finish	Price
870C	Chrome	\$ 44
870BN	Brushed Nickel (PVD)	\$ 70
870PN	Polished Nickel (PVD)	\$ 70



ALTITUDE

BATHROOMS/SALLE DE BAINS

ALTITUDE

AVAILABLE FINISHES | CHOIX DE FINIS



C

Chrome



BN

Brushed Nickel
Nickel brossé



PN

Polished Nickel
Nickel poli

Some products are not available in all the illustrated finishes.

Certains produits ne sont pas disponibles dans tous les finis illustrés.

ACCESSORIES | ACCESSOIRES

STAR



Robe Hook
Crochet



Paper Holder
Porte-papier



Towel Ring
Anneau à serviette

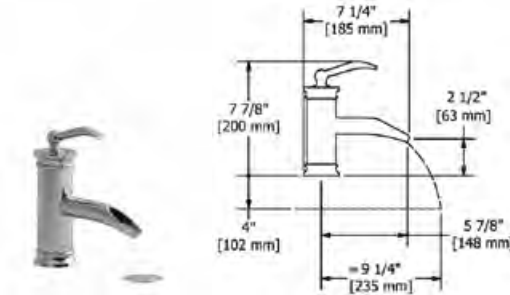


Towel Bar
Porte-serviette

More models available | *D'autres modèles sont disponibles*



Single hole lavatory open spout faucet



- 3/8" speedway compression
- Ceramic cartridge
- Push drain
- *Jan. 2020 : gpm will decrease to meet new regulations
- 5.7 L/min, 1.5 gpm (US) 60psi

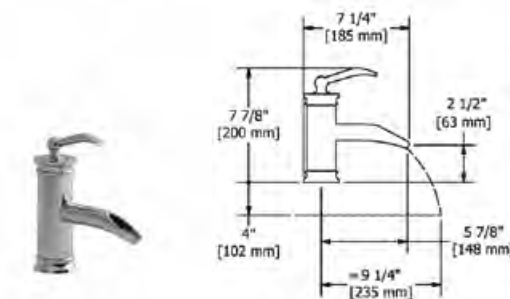
• Add -10 for flow rate 3.7 L/min, 1 gpm (US) 60psi

Product	Finish	Price	-10
ASOP01C	Chrome	\$ 507	\$ 517
ASOP01BN	Brushed Nickel (PVD)	\$ 702	\$ 712
ASOP01PN	Polished Nickel (PVD)	\$ 702	\$ 712

cUPC®



Single hole lavatory open spout faucet



- 3/8" speedway compression
- Ceramic cartridge
- No drain
- *Jan. 2020 : gpm will decrease to meet new regulations
- 5.7 L/min, 1.5 gpm (US) 60psi

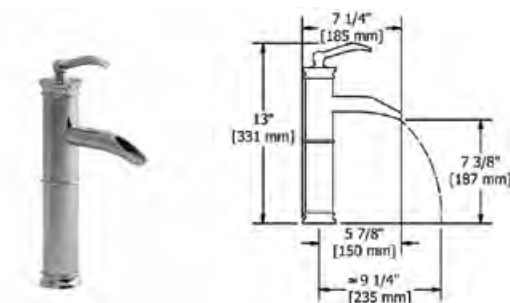
• Add -10 for flow rate 3.7 L/min, 1 gpm (US) 60psi

Product	Finish	Price	-10
ASOP00C	Chrome	\$ 482	\$ 493
ASOP00BN	Brushed Nickel (PVD)	\$ 660	\$ 671
ASOP00PN	Polished Nickel (PVD)	\$ 660	\$ 671

cUPC®



Single hole lavatory open spout faucet



- 3/8" speedway compression
- Ceramic cartridge
- No drain
- *Jan. 2020 : gpm will decrease to meet new regulations
- 5.7 L/min, 1.5 gpm (US) 60psi

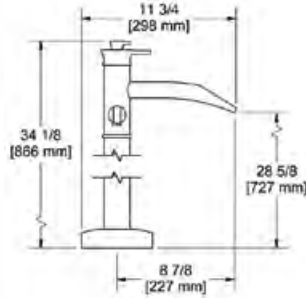
• Add -10 for flow rate 3.7 L/min, 1 gpm (US) 60psi

Product	Finish	Price	-10
ALOP01C	Chrome	\$ 552	\$ 564
ALOP01BN	Brushed Nickel (PVD)	\$ 753	\$ 765
ALOP01PN	Polished Nickel (PVD)	\$ 753	\$ 765

cUPC®



2-way Type T (thermostatic) coaxial floor-mount tub filler with hand shower



cUPC®



- 1/2" inlet male NPT
- Thermostatic coaxial cartridge with check valves
- 1-jet hand shower/scale-free
- 2 parts: rough and trim
- 2 check valves
- 23 L/min, 6.0 gpm (US) 60psi

Add **-EX** for **EXPANSION PEX** connection

Add **-SPEX** for **PEX** connection

Code	Finish	Price
ATOP39C	Chrome	\$ 1884
ATOP39BN	Brushed Nickel (PVD)	\$ 2708
ATOP39PN	Polished Nickel (PVD)	\$ 2708

Floor-mount tub filler rough and trim



cUPC®

• ROUGH ONLY

Code	Description	Price
RHFS	1/2" male NPT connections	\$ 220
RHFS-SPEX	PEX connections	\$ 220
RHFS-EX	EXPANSION PEX connections	\$ 220

• TRIM ONLY

Code	Finish	Price
TATOP39C	Chrome	\$ 1664
TATOP39BN	Brushed Nickel (PVD)	\$ 2488
TATOP39PN	Polished Nickel (PVD)	\$ 2488

Concrete floor, rough & trim installation box



cUPC®

• ROUGH ONLY

Code	Description	Price
RHBX-SPEX	PEX connections	\$ 442
RHBX-EX	EXPANSION PEX connections	\$ 442

• TRIM ONLY

Code	Finish	Price
TATOP39C	Chrome	\$ 1664
TATOP39BN	Brushed Nickel (PVD)	\$ 2488
TATOP39PN	Polished Nickel (PVD)	\$ 2488

Altitude

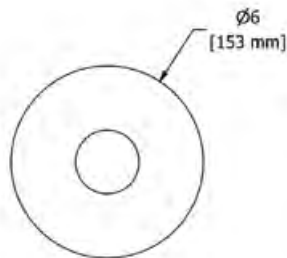


Type P (pressure balance) valve



R51	\$ 131	R51-SPEX	\$ 131	R51-EX	\$ 131
<ul style="list-style-type: none"> • Rough only • ½" inlet male NPT or sweat • ½" outlet male NPT or sweat • Service valves • Test cap • TXX51XX trim required to complete 		<ul style="list-style-type: none"> • Rough only • ½" inlet PEX • ½" shower outlet PEX • ¾" bath outlet PEX or ½" sweat • Service valves • Test cap • TXX51XX trim required to complete 		<ul style="list-style-type: none"> • Rough only • ½" inlet EXPANSION PEX • ½" shower outlet EXPANSION PEX • ¾" bath outlet EXPANSION PEX or ½" sweat • Service valves • Test cap • TXX51XX trim required to complete 	

Type P (pressure balance) valve and trim



• Trim only

Product	Price
TATOP51C	\$ 222
TATOP51BN	\$ 311
TATOP51PN	\$ 311

- ½" inlet male NPT or sweat
- ½" outlet male NPT or sweat
- Ceramic cartridge and balancing spool with check valves
- Service valves
- Double action: flow and temperature control
- 22 L/min, 5.8 gpm (US) 60psi

Add **-EX** for **EXPANSION PEX** connection

Add **-SPEX** for **PEX** connection

Product	Price
ATOP51C	\$ 353
ATOP51BN	\$ 442
ATOP51PN	\$ 442



Connection examples



Altitude

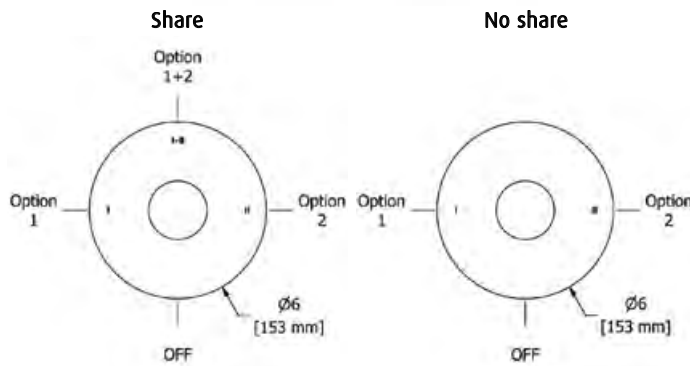


Riowise 2-way Type T/P (thermostatic/pressure balance) coaxial valve



R23	\$ 163	R23-SPEX	\$ 163	R23-EX	\$ 163
<ul style="list-style-type: none"> • Rough only • ½" inlet male NPT or sweat • Two ½" outlets male NPT or sweat • Service valves • Test cap • TXX23XX or TXX44XX trim required to complete 		<ul style="list-style-type: none"> • Rough only • ½" inlet PEX • Two ½" outlets PEX • Service valves • Test cap • TXX23XX or TXX44XX trim required to complete 		<ul style="list-style-type: none"> • Rough only • ½" inlet EXPANSION PEX • Two ½" outlets EXPANSION PEX • Service valves • Test cap • TXX23XX or TXX44XX trim required to complete 	

Riowise 2-way Type T/P (thermostatic/pressure balance) coaxial valve and trim



• Trim only

Product	No share*	Price
TATOP23C	TATOP44C	\$ 389
TATOP23BN	TATOP44BN	\$ 472
TATOP23PN	TATOP44PN	\$ 472

- ½" inlet male NPT or sweat
- Two ½" outlets male NPT or sweat
- Thermostatic/pressure balance coaxial cartridge with check valves
- 4 positions (OFF, 1, 1 and 2, 2) share
- 3 positions (OFF, 1, 2) no share *
- Service valves
- 24 L/min, 6.3 gpm (US) 60psi

Add **-EX** for **EXPANSION PEX** connection

Add **-SPEX** for **PEX** connection

Product	No share*	Price
ATOP23C	ATOP44C	\$ 552
ATOP23BN	ATOP44BN	\$ 635
ATOP23PN	ATOP44PN	\$ 635



Connection examples



Altitude

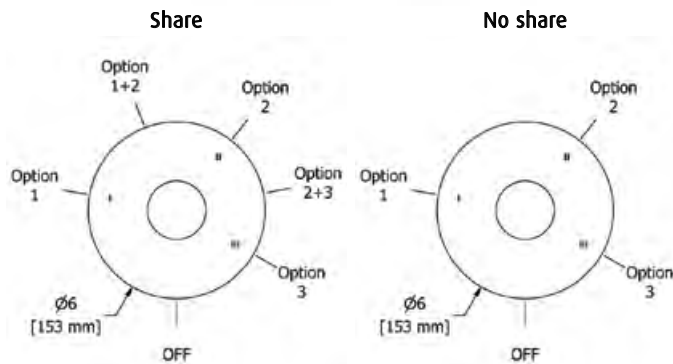


Riowise 3-way Type T/P (thermostatic/pressure balance) coaxial valve



R45	\$ 227	R45-SPEX	\$ 227	R45-EX	\$ 227
<ul style="list-style-type: none"> • Rough only • ½" inlet male NPT or sweat • Three ½" outlets male NPT or sweat • Service valves • Test cap • TXX45XX or TXX47XX trim to complete 		<ul style="list-style-type: none"> • Rough only • ½" inlet PEX • Three ½" outlets PEX • Service valves • Test cap • TXX45XX or TXX47XX trim to complete 		<ul style="list-style-type: none"> • Rough only • ½" inlet EXPANSION PEX • Three ½" outlets EXPANSION PEX • Service valves • Test cap • TXX45XX or TXX47XX trim to complete 	

Riowise 3-way Type T/P (thermostatic/pressure balance) coaxial valve and trim



• Trim only

Product	No share*	Price
TATOP45C	TATOP47C	\$ 379
TATOP45BN	TATOP47BN	\$ 479
TATOP45PN	TATOP47PN	\$ 479

- ½" inlet male NPT or sweat
- Three ½" outlets male NPT or sweat
- Thermostatic/pressure balance coaxial cartridge with check valves
- Service valves
- 6 positions (OFF, 1, 1 and 2, 2, 2 and 3, 3) share
- 4 positions (OFF, 1, 2, 3) no share *
- 24 L/min, 6.3 gpm (US) 60psi
- 19 L/min, 5.0 gpm (US) 60psi no share *

Add **-EX** for **EXPANSION PEX** connection

Add **-SPEX** for **PEX** connection

Product	No share*	Price
ATOP45C	ATOP47C	\$ 606
ATOP45BN	ATOP47BN	\$ 706
ATOP45PN	ATOP47PN	\$ 706



Connection examples



Altitude



Riowise 4-way Type T/P (thermostatic/pressure balance) 3/4" coaxial valve



R46

\$ 348

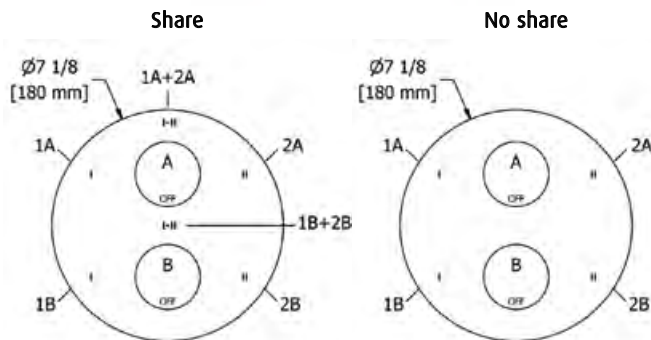
- Rough only
- 3/4" inlet male NPT
- Must be supplied with minimum 3/4" PEX , 3/4" EXPANSION PEX or 1/2" copper
- Service valves
- Test cap
- Four 1/2" outlets female NPT
- TXX46XX or TXX88XX trim required to complete

Riowise 4-way Type T/P (thermostatic/pressure balance) 3/4" coaxial valve and trim



• Trim only

Product	No share*	Price
TATOP46C	TATOP88C	\$ 711
TATOP46BN	TATOP88BN	\$ 868
TATOP46PN	TATOP88PN	\$ 868




- 3/4" inlet male NPT
- Must be supplied with minimum 3/4" PEX , 3/4" EXPANSION PEX or 1/2" copper
- 2 thermo/pressure balance coaxial cartridges with check valves
- 4 integrated volume controls
- **2 different temperatures**
- Service valves
- Four 1/2" outlets female NPT
- **38 L/min, 10 gpm (US) 60psi**
- **37 L/min, 9.8 gpm (US) 60psi no share ***

Product	No share*	Price
ATOP46C	ATOP88C	\$ 1059
ATOP46BN	ATOP88BN	\$ 1216
ATOP46PN	ATOP88PN	\$ 1216



3/4" high performance Type T/P (thermostatic/pressure balance) coaxial complete valve



- 3/4" inlet male NPT, dedicated main water supply required
- 2 thermo/pressure balance coaxial cartridges with check valves
- 2 integrated volume controls
- **2 different temperatures**
- 4 outlets: two 1/2" outlets male NPT and two 3/4" outlets male NPT or 1/2" female NPT
- Service valves
- **76 L/min, 20 gpm (US) 60psi**

Code	Finish	Price
ATOP83C	Chrome	\$ 1178
ATOP83BN	Brushed Nickel (PVD)	\$ 1366
ATOP83PN	Polished Nickel (PVD)	\$ 1366



Suggested assemblies

Assembly #54ATOP



Description	Code	C	BN	PN
Type P valve trim	TATOP51	\$ 222	\$ 311	\$ 311
Type P valve rough	R51 ¹	\$ 131	\$ 131	\$ 131
Hand shower rail	1010	\$ 251	\$ 394	\$ 394
Elbow supply	710	\$ 56	\$ 78	\$ 78
Total		\$ 660	\$ 914	\$ 914

1. Add *-SPEX* for PEX connection and *-EX* for Expansion PEX connection

UPC®



Assembly #4744ATOP



Description	Code	C	BN	PN
2-way no share Type T/P coaxial valve trim	TATOP44	\$ 389	\$ 472	\$ 472
2-way Type T/P coaxial valve rough	R23 ¹	\$ 163	\$ 163	\$ 163
2-jet shower head with arm	366	\$ 140	\$ 176	\$ 176
Open wall-mount tub spout	ATOP80 ⁴	\$ 270	\$ 365	\$ 365
Total		\$ 962	\$ 1176	\$ 1176

UPC®

1. Add *-SPEX* for PEX connection and *-EX* for Expansion PEX connection
4. These items must be ordered at the same time as the valve rough



Altitude



Suggested assemblies

Assembly #323ATOP



Description	Code	C	BN	PN
2-way Type T/P coaxial valve trim	TATOP23	\$ 389	\$ 472	\$ 472
2-way Type T/P coaxial valve rough	R23 ¹	\$ 163	\$ 163	\$ 163
Hand shower rail	1010	\$ 251	\$ 394	\$ 394
20 cm (8") shower head	408	\$ 218	\$ 258	\$ 258
40 cm (16") shower arm	503	\$ 70	\$ 116	\$ 116
UPC® Elbow supply	710	\$ 56	\$ 78	\$ 78
Total		\$ 1147	\$ 1481	\$ 1481

1. Add -SPEX for PEX connection and -EX for Expansion PEX connection



Assembly #1345ATOP



Description	Code	C	BN	PN
3-way Type T/P coaxial valve trim	TATOP45	\$ 379	\$ 479	\$ 479
3-way Type T/P coaxial valve rough	R45 ¹	\$ 227	\$ 227	\$ 227
Hand shower rail	1010	\$ 251	\$ 394	\$ 394
20 cm (8") shower head	408	\$ 218	\$ 258	\$ 258
50 cm (20") shower arm	513	\$ 88	\$ 140	\$ 140
UPC® Elbow supply	710	\$ 56	\$ 78	\$ 78
Open wall-mount tub spout	ATOP80 ⁴	\$ 270	\$ 365	\$ 365
Total		\$ 1489	\$ 1941	\$ 1941

1. Add -SPEX for PEX connection and -EX for Expansion PEX connection
4. These items must be ordered at the same time as the valve rough



Other components available in *Bath and Shower Components* section.

Altitude



Suggested assemblies

Assembly #446ATOP



Description	Code	C	BN	PN
4-way Type T/P coaxial valve trim	TATOP46	\$ 711	\$ 868	\$ 868
4-way Type T/P 3/4" coaxial valve rough	R46	\$ 348	\$ 348	\$ 348
Hand shower rail	1010	\$ 251	\$ 394	\$ 394
20 cm (8") shower head	408	\$ 218	\$ 258	\$ 258
40 cm (16") shower arm	503	\$ 70	\$ 116	\$ 116
UPC® Body jet	390 (x4)	\$ 424	\$ 648	\$ 648
Elbow supply	710	\$ 56	\$ 78	\$ 78
Total		\$ 2078	\$ 2710	\$ 2710

UPC®



Assembly #783ATOP



Description	Code	C
4-way Type T/P 3/4" coaxial complete valve	ATOP83	\$ 1178
Hand shower rail	1010(x2)	\$ 502
32 cm (13") shower head	412	\$ 507
40 cm (16") shower arm	503	\$ 70
Spin tile body jet	369 ⁴ (x4)	\$ 1004
Elbow supply with shut-off valve	790 (x2)	\$ 262
Total		\$ 3523

UPC®

4. These items must be ordered at the same time as the valve rough



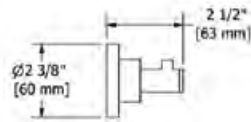
Other components available in *Bath and Shower Components* section.

Altitude



Star accessories

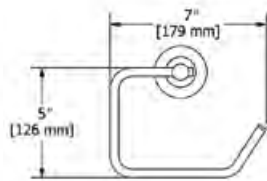
Robe hook



• 4 anchor points

Code	Finish	Price
ST0C	Chrome	\$ 61
ST0BN	Brushed Nickel (PVD)	\$ 101
ST0PN	Polished Nickel (PVD)	\$ 101

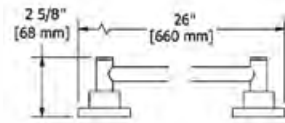
Paper holder



• 4 anchor points

Code	Finish	Price
ST3C	Chrome	\$ 101
ST3BN	Brushed Nickel (PVD)	\$ 138
ST3PN	Polished Nickel (PVD)	\$ 138

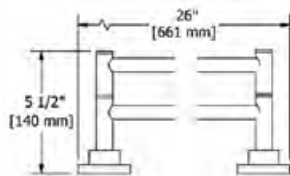
24" towel bar



• 4 anchor points

Code	Finish	Price
ST5C	Chrome	\$ 176
ST5BN	Brushed Nickel (PVD)	\$ 238
ST5PN	Polished Nickel (PVD)	\$ 238

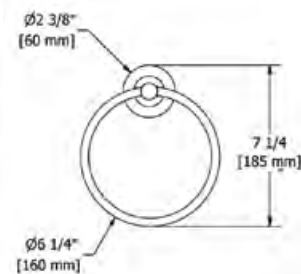
24" double towel bar



• 4 anchor points

Code	Finish	Price
ST6C	Chrome	\$ 263
ST6BN	Brushed Nickel (PVD)	\$ 365
ST6PN	Polished Nickel (PVD)	\$ 365

Towel ring



• 4 anchor points

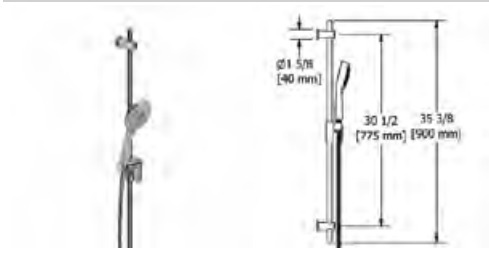
Code	Finish	Price
ST7C	Chrome	\$ 85
ST7BN	Brushed Nickel (PVD)	\$ 119
ST7PN	Polished Nickel (PVD)	\$ 119

Altitude



Bath and shower components

Hand shower rail



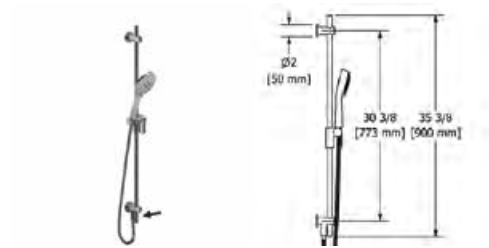
©UPC®

- Easy-Glide left cursor
- 4368, 5-jet hand shower
- Ø19 mm (¾") slide bar
- Scale-free
- 150 cm (59") double interlock flexible hose, **swivel** and 2 check valves
- **7.6 L/min, 2.0 gpm (US) 60psi**

• Add -15 for flow rate 5.69 L/min, 1.5 gpm (US) 60psi

Product	Finish	Price	-15
1010C	Chrome	\$ 251	\$ 262
1010BN	Brushed Nickel (PVD)	\$ 394	\$ 405
1010PN	Polished Nickel (PVD)	\$ 394	\$ 405

Hand shower rail with built-in elbow supply



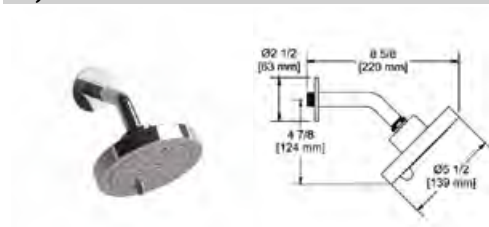
©UPC®

- Easy-Glide left cursor
- 4368, 5-jet hand shower
- Ø19 mm (¾") slide bar
- Scale-free
- 150 cm (59") double interlock flexible hose, **swivel** and 2 check valves
- **Built-in elbow supply**
- **7.6 L/min, 2.0 gpm (US) 60psi**

• Add -15 for flow rate 5.69 L/min, 1.5 gpm (US) 60psi

Product	Finish	Price	-15
1060C	Chrome	\$ 340	\$ 351
1060BN	Brushed Nickel (PVD)	\$ 504	\$ 515
1060PN	Polished Nickel (PVD)	\$ 504	\$ 515

2-jet shower head with arm



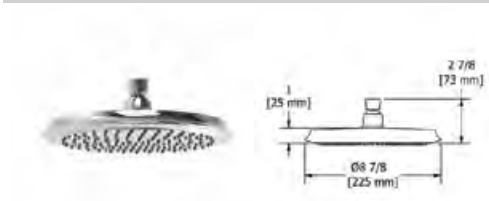
©UPC®

- Six positions
- 2 jets: luxurious, invigorating
- Shower arm with round flange
- Scale-free
- **Swivel**
- **7.6 L/min, 2.0 gpm (US) 60psi**

• Add -15 for flow rate 5.69 L/min, 1.5 gpm (US) 60psi

Product	Finish	Price	-15
366C	Chrome	\$ 140	\$ 153
366BN	Brushed Nickel (PVD)	\$ 176	\$ 188
366PN	Polished Nickel (PVD)	\$ 176	\$ 188

8" shower head



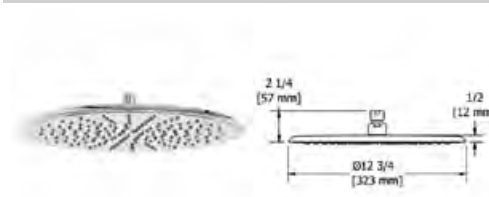
©UPC®

- ½" inlet female
- Scale-free
- **Swivel**
- **7.6 L/min, 2.0 gpm (US) 60psi**

• Add -15 for flow rate 5.69 L/min, 1.5 gpm (US) 60psi

Product	Finish	Price	-15
408C	Chrome	\$ 218	\$ 230
408BN	Brushed Nickel (PVD)	\$ 258	\$ 270
408PN	Polished Nickel (PVD)	\$ 258	\$ 270

13" shower head



©UPC®

- ½" inlet female
- Scale-free
- **Swivel**
- **7.6 L/min, 2.0 gpm (US) 60psi**

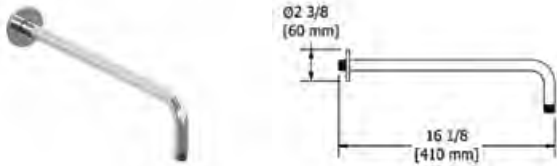
Product	Finish	Price	-
412C	Chrome	\$ 507	-
412BN	Brushed Nickel (PVD)	\$ 635	-
412PN	Polished Nickel (PVD)	\$ 635	-

Altitude



Bath and shower components

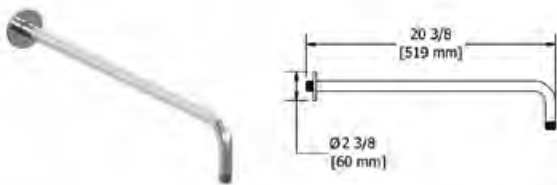
16" shower arm



- 1/2" inlet male NPT
- Round flange

Code	Finish	Price
503C	Chrome	\$ 70
503BN	Brushed Nickel (PVD)	\$ 116
503PN	Polished Nickel (PVD)	\$ 116

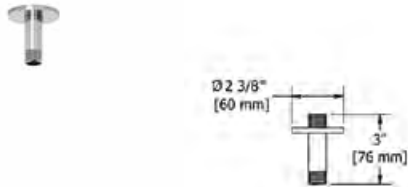
20" shower arm



- 1/2" inlet male NPT
- Round flange

Code	Finish	Price
513C	Chrome	\$ 88
513BN	Brushed Nickel (PVD)	\$ 140
513PN	Polished Nickel (PVD)	\$ 140

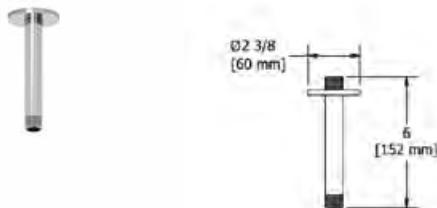
3" vertical shower arm



- 1/2" inlet male NPT
- Round flange

Code	Finish	Price
509C	Chrome	\$ 31
509BN	Brushed Nickel (PVD)	\$ 53
509PN	Polished Nickel (PVD)	\$ 53

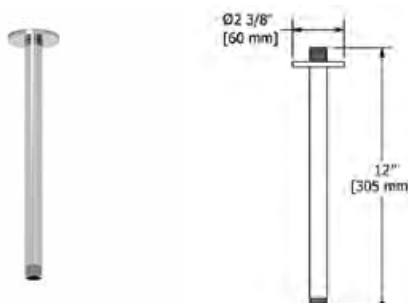
6" vertical shower arm



- 1/2" inlet male NPT
- Round flange

Code	Finish	Price
508C	Chrome	\$ 35
508BN	Brushed Nickel (PVD)	\$ 59
508PN	Polished Nickel (PVD)	\$ 59

12" vertical shower arm

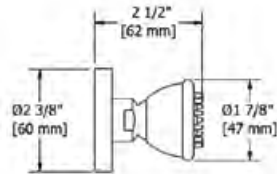


- 1/2" inlet male NPT
- Round flange

Code	Finish	Price
507C	Chrome	\$ 58
507BN	Brushed Nickel (PVD)	\$ 86
507PN	Polished Nickel (PVD)	\$ 86

Bath and shower components

Body jet

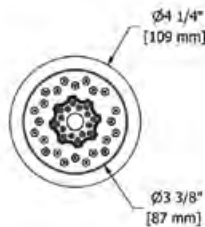


cUPC®

- ½" inlet female NPT
- Directional
- Scale-free
- 2 à/to 6 L/min, 0.5 à/to 1.6 gpm (US) 60psi

Code	Finish	Price
390C	Chrome	\$ 106
390BN	Brushed Nickel (PVD)	\$ 162
390PN	Polished Nickel (PVD)	\$ 162

2-jet tile body jet

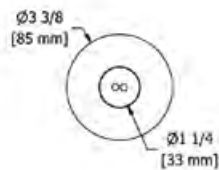


cUPC®

- ½" inlet male NPT
- Directional
- 2-jet
- Scale-free
- 6.2 L/min, 1.6 gpm (US) 60psi

Code	Finish	Price
324C	Chrome	\$ 116

Spin tile body jet



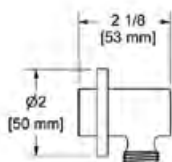
cUPC®

- ½" inlet male NPT
- Rotating jet
- **Special rough included**
- 3.7 L/min, 1 gpm (US) 60psi

* Must be ordered at the same time as the valve rough

Code	Finish	Price
369C	Chrome	\$ 251

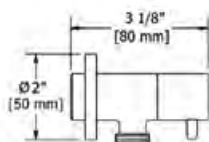
Elbow supply



- ½" inlet female NPT
- ½" outlet male
- Adjustable depth

Code	Finish	Price
710C	Chrome	\$ 56
710BN	Brushed Nickel (PVD)	\$ 78
710PN	Polished Nickel (PVD)	\$ 78

Elbow supply with shut-off valve



cUPC®

- ½" inlet female NPT
- Ceramic cartridge
- ½" outlet male
- Adjustable depth

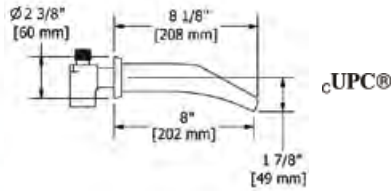
Code	Finish	Price
790C	Chrome	\$ 131
790BN	Brushed Nickel (PVD)	\$ 195

Altitude



Bath and shower components

Open wall-mount tub spout



- 1/2" inlet male NPT
- Special rough included

* Must be ordered at the same time as the valve rough

Code	Finish	Price
ATOP80C	Chrome	\$ 270
ATOP80BN	Brushed Nickel (PVD)	\$ 365
ATOP80PN	Polished Nickel (PVD)	\$ 365

Open wall-mount Tub spout rough and trim



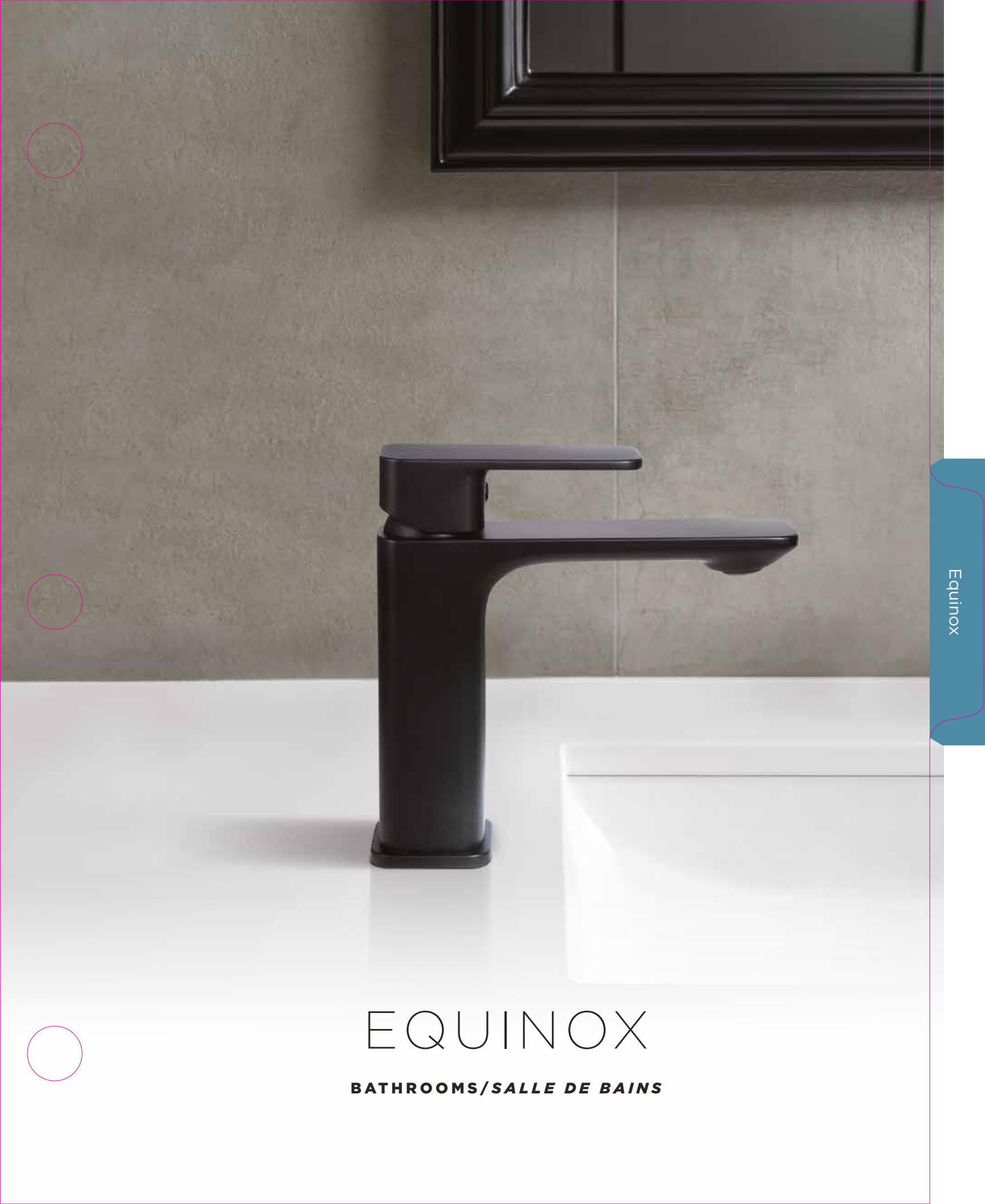
cUPC®

- ROUGH ONLY

Code	Description	Price
RH80	—	\$ 63

- TRIM ONLY

Code	Finish	Price
TATOP80C	Chrome	\$ 207
TATOP80BN	Brushed Nickel (PVD)	\$ 302
TATOP80PN	Polished Nickel (PVD)	\$ 302



Equinox

EQUINOX

BATHROOMS/SALLE DE BAINS

EQUINOX

AVAILABLE FINISHES | CHOIX DE FINIS



C

Chrome



BN

Brushed Nickel
Nickel brossé



BK

Black
Noir

Some products are not available in all the illustrated finishes.

Certains produits ne sont pas disponibles dans tous les finis illustrés.

ACCESSORIES | ACCESSOIRES

PARADOX



Robe Hook
Crochet



Paper Holder
Porte-papier



Towel Ring
Anneau à serviette

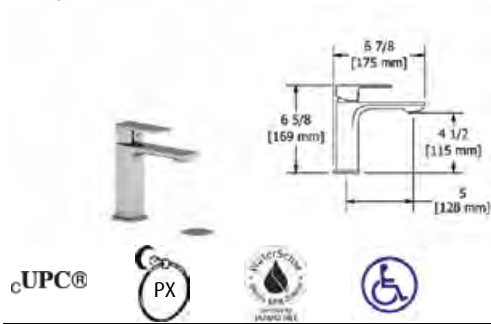


Towel Bar
Porte-serviette

More models available | *D'autres modèles sont disponibles*



Single hole lavatory faucet



- 3/8" speedway compression
- Ceramic cartridge
- Push drain
- *Jan. 2020 : gpm will decrease to meet new regulations
- 5.7 L/min, 1.5 gpm (US) 60psi

- Add -05 for flow rate 1.9 L/min, 0.5 gpm (US) 60psi
- Add -10 for flow rate 3.7 L/min, 1 gpm (US) 60psi

Product	Finish	Price	-05/-10
EQS01C	Chrome	\$ 353	\$ 365
EQS01BN	Brushed Nickel (PVD)	\$ 453	\$ 463
EQS01BK	Black	\$ 475	\$ 486

Single hole lavatory faucet



- 3/8" speedway compression
- Ceramic cartridge
- No drain
- *Jan. 2020 : gpm will decrease to meet new regulations
- 5.7 L/min, 1.5 gpm (US) 60psi

- Add -05 for flow rate 1.9 L/min, 0.5 gpm (US) 60psi
- Add -10 for flow rate 3.7 L/min, 1 gpm (US) 60psi

Product	Finish	Price	-05/-10
EQS00C	Chrome	\$ 329	\$ 341
EQS00BN	Brushed Nickel (PVD)	\$ 420	\$ 430
EQS00BK	Black	\$ 441	\$ 452

Single hole lavatory faucet

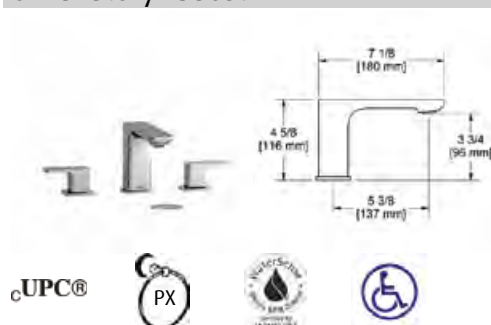


- 3/8" speedway compression
- Ceramic cartridge
- No drain
- *Jan. 2020 : gpm will decrease to meet new regulations
- 5.7 L/min, 1.5 gpm (US) 60psi

- Add -05 for flow rate 1.9 L/min, 0.5 gpm (US) 60psi
- Add -10 for flow rate 3.7 L/min, 1 gpm (US) 60psi

Product	Finish	Price	-05/-10
EQL01C	Chrome	\$ 470	\$ 482
EQL01BN	Brushed Nickel (PVD)	\$ 560	\$ 571
EQL01BK	Black	\$ 589	\$ 599

8" lavatory faucet

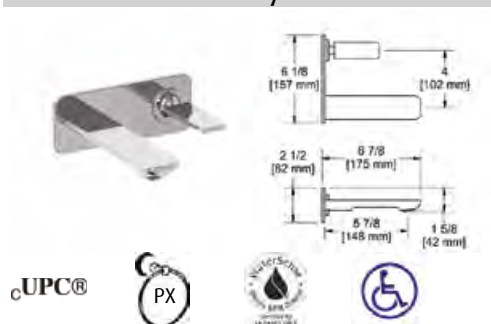


- 3/8" speedway compression
- Ceramic cartridge
- Push drain
- *Jan. 2020 : gpm will decrease to meet new regulations
- 5.7 L/min, 1.5 gpm (US) 60psi

- Add -05 for flow rate 1.9 L/min, 0.5 gpm (US) 60psi
- Add -10 for flow rate 3.7 L/min, 1 gpm (US) 60psi

Product	Finish	Price	-05/-10
EQ08C	Chrome	\$ 514	\$ 525
EQ08BN	Brushed Nickel (PVD)	\$ 624	\$ 636
EQ08BK	Black	\$ 656	\$ 667

Wall-mount lavatory faucet

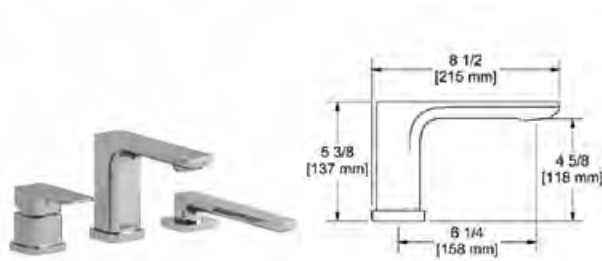


- 1/2" inlet female NPT
- Ceramic cartridge
- No drain
- *Jan. 2020 : gpm will decrease to meet new regulations
- 5.7 L/min, 1.5 gpm (US) 60psi

- Add -05 for flow rate 1.9 L/min, 0.5 gpm (US) 60psi
- Add -10 for flow rate 3.7 L/min, 1 gpm (US) 60psi

Product	Finish	Price	-05/-10
EQ11C	Chrome	\$ 470	\$ 482
EQ11BK	Black	\$ 589	\$ 599

3-piece deck-mount tub filler with hand shower



cUPC®



- 1/2" inlet male NPT
- 1-jet hand shower/scale-free
- Ceramic cartridge
- 33 L/min, 8.7 gpm (US) 60psi

Add **-EX** for **EXPANSION PEX** connection
Add **-SPEX** for **PEX** connection

Code	Finish	Price
EQ10C	Chrome	\$ 706
EQ10BN	Brushed Nickel (PVD)	\$ 905
EQ10BK	Black	\$ 951

3-piece deck-mount tub filler rough and trim



cUPC®

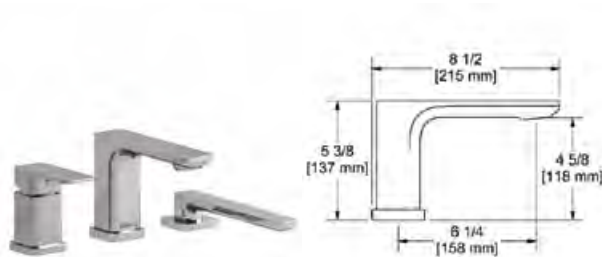
• ROUGH ONLY

Code	Description	Price
RHTB	1/2" male NPT connections	\$ 207
RHTB-SPEX	PEX connections	\$ 207
RHTB-EX	EXPANSION PEX connections	\$ 207

• TRIM ONLY

Code	Finish	Price
TEQ10C	Chrome	\$ 499
TEQ10BN	Brushed Nickel (PVD)	\$ 698
TEQ10BK	Black	\$ 744

3-piece Type P (pressure balance) deck-mount tub filler with hand shower



cUPC®



- 1/2" inlet male NPT
- 1-jet hand shower/scale-free
- Ceramic cartridge and balancing spool with check valves
- 23 L/min, 6.0 gpm (US) 60psi

Add **-EX** for **EXPANSION PEX** connection
Add **-SPEX** for **PEX** connection

Code	Finish	Price
EQ16C	Chrome	\$ 777
EQ16BN	Brushed Nickel (PVD)	\$ 1014
EQ16BK	Black	\$ 1065

3-piece Type P (pressure balance) deck-mount tub filler rough and trim



cUPC®

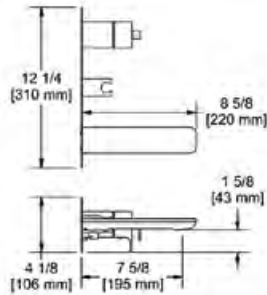
• ROUGH ONLY

Code	Description	Price
RHTB	1/2" male NPT connections	\$ 207
RHTB-SPEX	PEX connections	\$ 207
RHTB-EX	EXPANSION PEX connections	\$ 207

• TRIM ONLY

Code	Finish	Price
TEQ16C	Chrome	\$ 570
TEQ16BN	Brushed Nickel (PVD)	\$ 807
TEQ16BK	Black	\$ 858

Wall-mount Type T/P (thermo/pressure balance) coaxial tub filler with hand shower



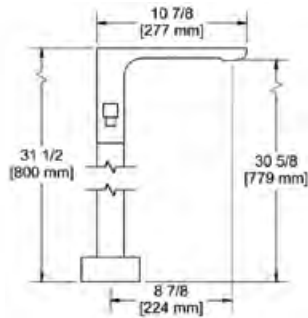
cUPC®



- 1/2" inlet female NPT
- Thermostatic/pressure balance coaxial cartridge with check valves
- 1-jet hand shower/scale-free
- 2-way no share
- Service valves
- **20.5 L/min, 5.4 gpm (US) 60psi**

Code	Finish	Price
EQ21C	Chrome	\$ 1131

2-way Type T (thermostatic) coaxial floor-mount tub filler with hand shower



cUPC®



- 1/2" inlet male NPT
- Thermostatic coaxial cartridge with check valves
- 1-jet hand shower/scale-free
- 2 parts: rough and trim
- 2 check valves
- **23 L/min, 6.0 gpm (US) 60psi**

Add **-EX** for **EXPANSION PEX** connection
Add **-SPEX** for **PEX** connection

Code	Finish	Price
EQ39C	Chrome	\$ 1766
EQ39BN	Brushed Nickel (PVD)	\$ 2309
EQ39BK	Black	\$ 2425

Floor-mount tub filler rough and trim



cUPC®

• ROUGH ONLY

Code	Description	Price
RHFS	1/2" male NPT connections	\$ 220
RHFS-SPEX	PEX connections	\$ 220
RHFS-EX	EXPANSION PEX connections	\$ 220

• TRIM ONLY

Code	Finish	Price
TEQ39C	Chrome	\$ 1546
TEQ39BN	Brushed Nickel (PVD)	\$ 2089
TEQ39BK	Black	\$ 2205

Concrete floor, rough & trim installation box



cUPC®

• ROUGH ONLY

Code	Description	Price
RHBX-EX	EXPANSION PEX connections	\$ 442

• TRIM ONLY

Code	Finish	Price
TEQ39C	Chrome	\$ 1546
TEQ39BN	Brushed Nickel (PVD)	\$ 2089
TEQ39BK	Black	\$ 2205

Equinox



Type P (pressure balance) valve



R51	\$ 131	R51-SPEX	\$ 131	R51-EX	\$ 131
<ul style="list-style-type: none"> • Rough only • 1/2" inlet male NPT or sweat • 1/2" outlet male NPT or sweat • Service valves • Test cap • TXX51XX trim required to complete 		<ul style="list-style-type: none"> • Rough only • 1/2" inlet PEX • 1/2" shower outlet PEX • 3/4" bath outlet PEX or 1/2" sweat • Service valves • Test cap • TXX51XX trim required to complete 		<ul style="list-style-type: none"> • Rough only • 1/2" inlet EXPANSION PEX • 1/2" shower outlet EXPANSION PEX • 3/4" bath outlet EXPANSION PEX or 1/2" sweat • Service valves • Test cap • TXX51XX trim required to complete 	

Type P (pressure balance) valve and trim



• Trim only

Product	Price
TEQ51C	\$ 204
TEQ51BN	\$ 310
TEQ51BK	\$ 333

- 1/2" inlet male NPT or sweat
- 1/2" outlet male NPT or sweat
- Ceramic cartridge and balancing spool with check valves
- Service valves
- Double action: flow and temperature control
- 22 L/min, 5.8 gpm (US) 60psi

Add **-EX** for **EXPANSION PEX** connection

Add **-SPEX** for **PEX** connection

Product	Price
EQ51C	\$ 335
EQ51BN	\$ 441
EQ51BK	\$ 464

UPC®



Connection examples



Equinox

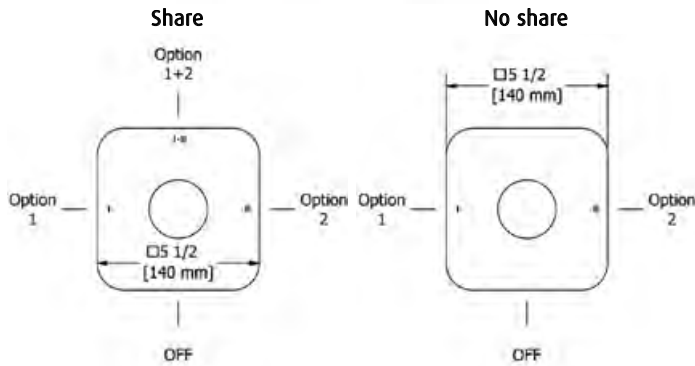


Riowise 2-way Type T/P (thermostatic/pressure balance) coaxial valve



R23	\$ 163	R23-SPEX	\$ 163	R23-EX	\$ 163
<ul style="list-style-type: none"> • Rough only • ½" inlet male NPT or sweat • Two ½" outlets male NPT or sweat • Service valves • Test cap • TXX23XX or TXX44XX trim required to complete 		<ul style="list-style-type: none"> • Rough only • ½" inlet PEX • Two ½" outlets PEX • Service valves • Test cap • TXX23XX or TXX44XX trim required to complete 		<ul style="list-style-type: none"> • Rough only • ½" inlet EXPANSION PEX • Two ½" outlets EXPANSION PEX • Service valves • Test cap • TXX23XX or TXX44XX trim required to complete 	

Riowise 2-way Type T/P (thermostatic/pressure balance) coaxial valve and trim



• Trim only

Product	No share*	Price
TEQ23C	TEQ44C	\$ 378
TEQ23BN	TEQ44BN	\$ 494
TEQ23BK	TEQ44BK	\$ 527

- ½" inlet male NPT or sweat
- Two ½" outlets male NPT or sweat
- Thermostatic/pressure balance coaxial cartridge with check valves
- 4 positions (OFF, 1, 1 and 2, 2) share
- 3 positions (OFF, 1, 2) no share *
- Service valves
- 24 L/min, 6.3 gpm (US) 60psi

Add **-EX** for **EXPANSION PEX** connection
 Add **-SPEX** for **PEX** connection

Product	No share*	Price
EQ23C	EQ44C	\$ 541
EQ23BN	EQ44BN	\$ 657
EQ23BK	EQ44BK	\$ 690



Connection examples



Equinox

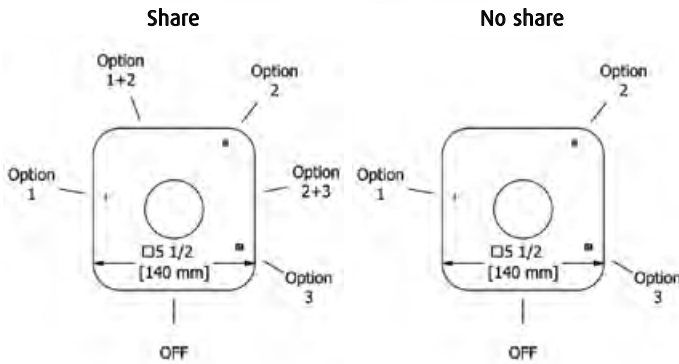


Riowise 3-way Type T/P (thermostatic/pressure balance) coaxial valve



R45	\$ 227	R45-SPEX	\$ 227	R45-EX	\$ 227
<ul style="list-style-type: none"> • Rough only • ½" inlet male NPT or sweat • Three ½" outlets male NPT or sweat • Service valves • Test cap • TXX45XX or TXX47XX trim to complete 		<ul style="list-style-type: none"> • Rough only • ½" inlet PEX • Three ½" outlets PEX • Service valves • Test cap • TXX45XX or TXX47XX trim to complete 		<ul style="list-style-type: none"> • Rough only • ½" inlet EXPANSION PEX • Three ½" outlets EXPANSION PEX • Service valves • Test cap • TXX45XX or TXX47XX trim to complete 	

Riowise 3-way Type T/P (thermostatic/pressure balance) coaxial valve and trim



• Trim only

Product	No share*	Price
TEQ45C	TEQ47C	\$ 361
TEQ45BN	TEQ47BN	\$ 484
TEQ45BK	TEQ47BK	\$ 520

- ½" inlet male NPT or sweat
- Three ½" outlets male NPT or sweat
- Thermostatic/pressure balance coaxial cartridge with check valves
- Service valves
- 6 positions (OFF, 1, 1 and 2, 2, 2 and 3, 3) share
- 4 positions (OFF, 1, 2, 3) no share *
- 24 L/min, 6.3 gpm (US) 60psi
- 19 L/min, 5.0 gpm (US) 60psi no share *

Add **-EX** for **EXPANSION PEX** connection

Add **-SPEX** for **PEX** connection

Product	No share*	Price
EQ45C	EQ47C	\$ 588
EQ45BN	EQ47BN	\$ 711
EQ45BK	EQ47BK	\$ 747



Connection examples



Riowise 4-way Type T/P (thermostatic/pressure balance) 3/4" coaxial valve

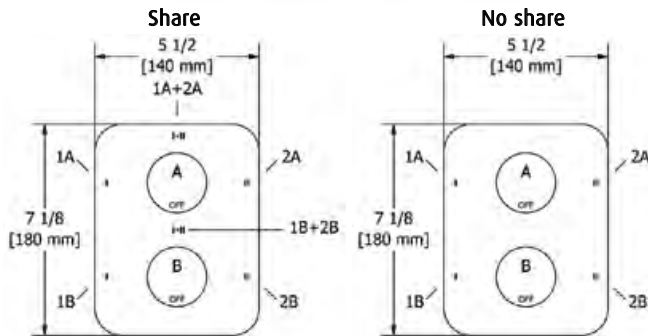


R46

\$ 348

- Rough only
- 3/4" inlet male NPT
- Must be supplied with minimum 3/4" PEX , 3/4" EXPANSION PEX or 1/2" copper
- Service valves
- Test cap
- Four 1/2" outlets female NPT
- TXX46XX or TXX88XX trim required to complete

Riowise 4-way Type T/P (thermostatic/pressure balance) 3/4" coaxial valve and trim



• Trim only

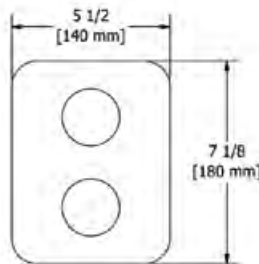
Product	No share*	Price
TEQ46C	TEQ88C	\$ 711
TEQ46BN	TEQ88BN	\$ 774

- 3/4" inlet male NPT
- Must be supplied with minimum 3/4" PEX , 3/4" EXPANSION PEX or 1/2" copper
- 2 thermo/pressure balance coaxial cartridges with check valves
- 4 integrated volume controls
- **2 different temperatures**
- Service valves
- Four 1/2" outlets female NPT
- **38 L/min, 10 gpm (US) 60psi**
- **37 L/min, 9.8 gpm (US) 60psi no share ***

Product	No share*	Price
EQ46C	EQ88C	\$ 1059
EQ46BN	EQ88BN	\$ 1122



3/4" high performance Type T/P (thermostatic/pressure balance) coaxial complete valve



- 3/4" inlet male NPT, dedicated main water supply required
- 2 thermo/pressure balance coaxial cartridges with check valves
- 2 integrated volume controls
- **2 different temperatures**
- 4 outlets: two 1/2" outlets male NPT and two 3/4" outlets male NPT or 1/2" female NPT
- Service valves
- **76 L/min, 20 gpm (US) 60psi**

Code	Finish	Price
EQ83C	Chrome	\$ 1178
EQ83BN	Brushed Nickel (PVD)	\$ 1348



Suggested assemblies

Assembly #54EQ



UPC®



Description	Code	C	BN	BK
Type P valve trim	TEQ51	\$ 204	\$ 310	\$ 333
Type P valve rough	R51 ¹	\$ 131	\$ 131	\$ 131
Hand shower rail	4835	\$ 312	\$ 519	\$ 545
Elbow supply	772	\$ 79	\$ 106	\$ 116
Total		\$ 726	\$ 1066	\$ 1125

1. Add *-SPEX* for PEX connection and *-EX* for Expansion PEX connection

Assembly #4744EQ



UPC®



Description	Code	C	BN	BK
2-way no share Type T/P coaxial valve trim	TEQ44	\$ 378	\$ 494	\$ 527
2-way Type T/P coaxial valve rough	R23 ¹	\$ 163	\$ 163	\$ 163
2-jet shower head with arm	376	\$ 188	\$ 235	\$ 257
Wall-mount tub spout	EQ80	\$ 235	\$ 301	\$ 316
Total		\$ 964	\$ 1193	\$ 1263

1. Add *-SPEX* for PEX connection and *-EX* for Expansion PEX connection

Other components available in *Bath and Shower Components* section.

Suggested assemblies

Assembly #323EQ



UPC®



Description	Code	C	BN	BK
2-way Type T/P coaxial valve trim	TEQ23	\$ 378	\$ 494	\$ 527
2-way Type T/P coaxial valve rough	R23 ¹	\$ 163	\$ 163	\$ 163
Hand shower rail	4835	\$ 312	\$ 519	\$ 545
20 cm (8") shower head	478	\$ 328	\$ 458	\$ 470
40 cm (16") shower arm	574	\$ 107	\$ 144	\$ 158
Elbow supply	772	\$ 79	\$ 106	\$ 116
Total		\$ 1367	\$ 1884	\$ 1979

1. Add -SPEX for PEX connection and -EX for Expansion PEX connection

Assembly #1345EQ



UPC®



Description	Code	C	BN	BK
3-way Type T/P coaxial valve trim	TEQ45	\$ 361	\$ 484	\$ 520
3-way Type T/P coaxial valve rough	R45 ¹	\$ 227	\$ 227	\$ 227
Hand shower rail	4835	\$ 312	\$ 519	\$ 545
20 cm (8") shower head	478	\$ 328	\$ 458	\$ 470
50 cm (20") shower arm	573	\$ 124	\$ 173	\$ 187
Elbow supply	772	\$ 79	\$ 106	\$ 116
Wall-mount tub spout	EQ80	\$ 235	\$ 301	\$ 316
Total		\$ 1666	\$ 2268	\$ 2381

1. Add -SPEX for PEX connection and -EX for Expansion PEX connection

Suggested assemblies

Assembly #446EQ



UPC®



Description	Code	C	BN
4-way Type T/P coaxial valve trim	TEQ46	\$ 711	\$ 774
4-way Type T/P ¾" coaxial valve rough	R46	\$ 348	\$ 348
Hand shower rail	4835	\$ 312	\$ 519
20 cm (8") shower head	478	\$ 328	\$ 458
40 cm (16") shower arm	574	\$ 107	\$ 144
Body jet	377(x4)	\$ 512	\$ 760
Elbow supply	772	\$ 79	\$ 106
Total		\$ 2397	\$ 3109

Assembly #783EQ



UPC®

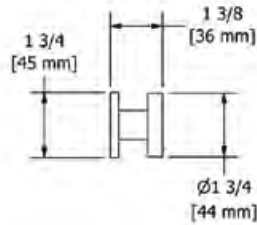


Description	Code	C
4-way Type T/P ¾" coaxial complete valve	EQ83	\$ 1178
Hand shower rail	4835(x2)	\$ 624
30 cm (12") shower head	482	\$ 552
40 cm (16") shower arm	574	\$ 107
Spin tile body jet	379 ⁴ (x4)	\$ 1100
Elbow supply with shut-off valve	777 (x2)	\$ 276
Total		\$ 3837

4. These items must be ordered at the same time as the valve rough

Other components available in *Bath and Shower Components* section.

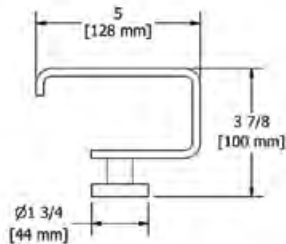
Robe hook



• 2 anchor points

Code	Finish	Price
PX0C	Chrome	\$ 61
PX0BN	Brushed Nickel (PVD)	\$ 91
PX0BK	Black	\$ 101

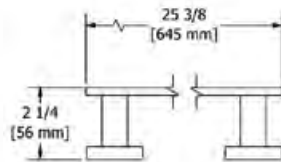
Paper holder



• 2 anchor points

Code	Finish	Price
PX3C	Chrome	\$ 86
PX3BN	Brushed Nickel (PVD)	\$ 144
PX3BK	Black	\$ 157

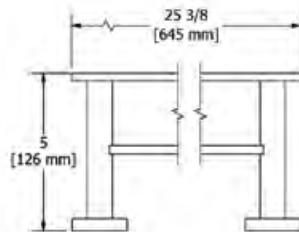
24" towel bar



• 2 anchor points

Code	Finish	Price
PX5C	Chrome	\$ 179
PX5BN	Brushed Nickel (PVD)	\$ 264
PX5BK	Black	\$ 297

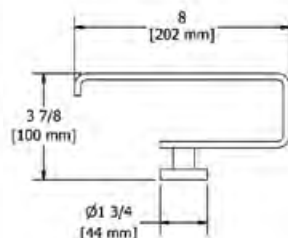
24" double towel bar



• 2 anchor points

Code	Finish	Price
PX6C	Chrome	\$ 300
PX6BN	Brushed Nickel (PVD)	\$ 436
PX6BK	Black	\$ 474

Towel ring



• 2 anchor points

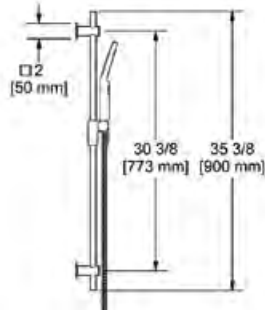
Code	Finish	Price
PX7C	Chrome	\$ 104
PX7BN	Brushed Nickel (PVD)	\$ 161
PX7BK	Black	\$ 193

Equinox



Bath and shower components

Hand shower rail



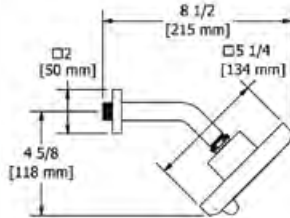
- Easy-Glide left cursor
- 4365, 2-jet hand shower
- Ø19 mm (¾") slide bar
- Scale-free
- 150 cm (59") double interlock flexible hose, **swivel** and 2 check valves
- **7.6 L/min, 2.0 gpm (US) 60psi**

• Add -15 for flow rate 5.69 L/min, 1.5 gpm (US) 60psi

Product	Finish	Price	-15
4835C	Chrome	\$ 312	\$ 324
4835BN	Brushed Nickel (PVD)	\$ 519	\$ 529
4835BK	Black	\$ 545	\$ 555

UPC®

2-jet shower head with arm



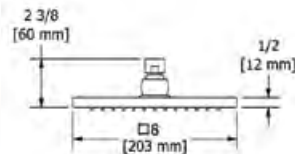
- Six positions
- 2 jets: luxurious, invigorating
- Scale-free
- **Swivel**
- Shower arm with Salome flange with set screw
- **7.6 L/min, 2.0 gpm (US) 60psi**

• Add -15 for flow rate 5.69 L/min, 1.5 gpm (US) 60psi

Product	Finish	Price	-15
376C	Chrome	\$ 188	\$ 198
376BN	Brushed Nickel (PVD)	\$ 235	\$ 247
376BK	Black	\$ 257	\$ 267

UPC®

8" shower head



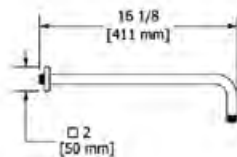
- ½" inlet female
- Scale-free
- **Swivel**
- **7.6 L/min, 2.0 gpm (US) 60psi**

• Add -15 for flow rate 5.69 L/min, 1.5 gpm (US) 60psi

Product	Finish	Price	-15
478C	Chrome	\$ 328	\$ 340
478BN	Brushed Nickel (PVD)	\$ 458	\$ 470
478BK	Black	\$ 470	\$ 480

UPC®

16" shower arm



- ½" inlet male NPT
- Shower arm with Salome flange with set screw

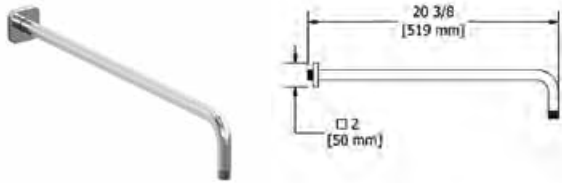
Product	Finish	Price	-
574C	Chrome	\$ 107	-
574BN	Brushed Nickel (PVD)	\$ 144	-
574BK	Black	\$ 158	-

Equinox



Bath and shower components

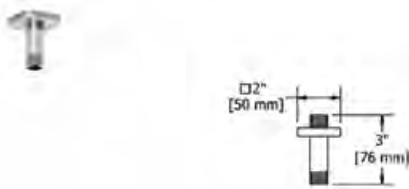
20" shower arm



- 1/2" inlet male NPT
- Shower arm with Salome flange with set screw

Code	Finish	Price
573C	Chrome	\$ 124
573BN	Brushed Nickel (PVD)	\$ 173
573BK	Black	\$ 187

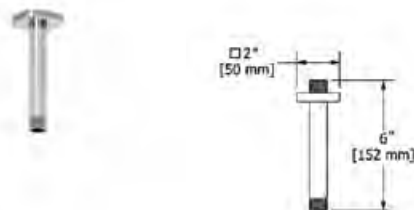
3" vertical shower arm



- 1/2" inlet male NPT
- Shower arm with Salome flange with set screw

Code	Finish	Price
579C	Chrome	\$ 61
579BN	Brushed Nickel (PVD)	\$ 78
579BK	Black	\$ 85

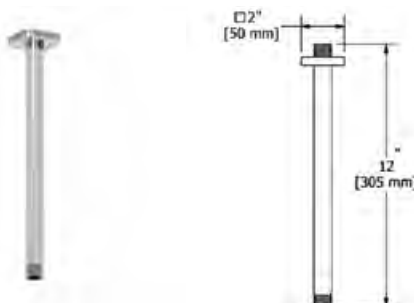
6" vertical shower arm



- 1/2" inlet male NPT
- Shower arm with Salome flange with set screw

Code	Finish	Price
578C	Chrome	\$ 70
578BN	Brushed Nickel (PVD)	\$ 92
578BK	Black	\$ 100

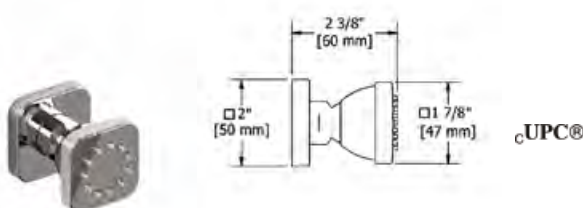
12" vertical shower arm



- 1/2" inlet male NPT
- Shower arm with Salome flange with set screw

Code	Finish	Price
577C	Chrome	\$ 91
577BN	Brushed Nickel (PVD)	\$ 124
577BK	Black	\$ 137

Body jet



- 1/2" inlet female NPT
- Directional
- Scale-free
- 2 à/ to 6 L/min, 0.5 à/ to 1.6 gpm (US) 60psi

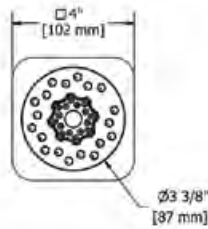
Code	Finish	Price
377C	Chrome	\$ 128
377BN	Brushed Nickel (PVD)	\$ 190

Equinox



Bath and shower components

2-jet tile body jet

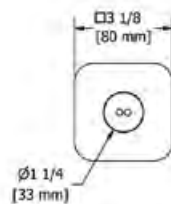


cUPC®

- 1/2" inlet male NPT
- Directional
- 2-jet
- Scale-free
- 6.2 L/min, 1.6 gpm (US) 60psi

Code	Finish	Price
371C	Chrome	\$ 138

Spin tile body jet



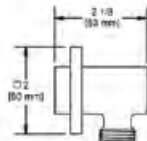
cUPC®

- 1/2" inlet male NPT
- Rotating jet
- **Special rough included**
- 3.7 L/min, 1 gpm (US) 60psi

* Must be ordered at the same time as the valve rough

Code	Finish	Price
379C	Chrome	\$ 275

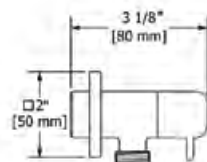
Elbow supply



- 1/2" inlet female NPT
- 1/2" outlet male
- Adjustable depth

Code	Finish	Price
772C	Chrome	\$ 79
772BN	Brushed Nickel (PVD)	\$ 106
772BK	Black	\$ 116

Elbow supply with shut-off valve

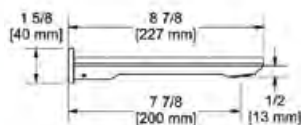


cUPC®

- 1/2" inlet female NPT
- Ceramic cartridge
- 1/2" outlet male
- Adjustable depth

Code	Finish	Price
777C	Chrome	\$ 138

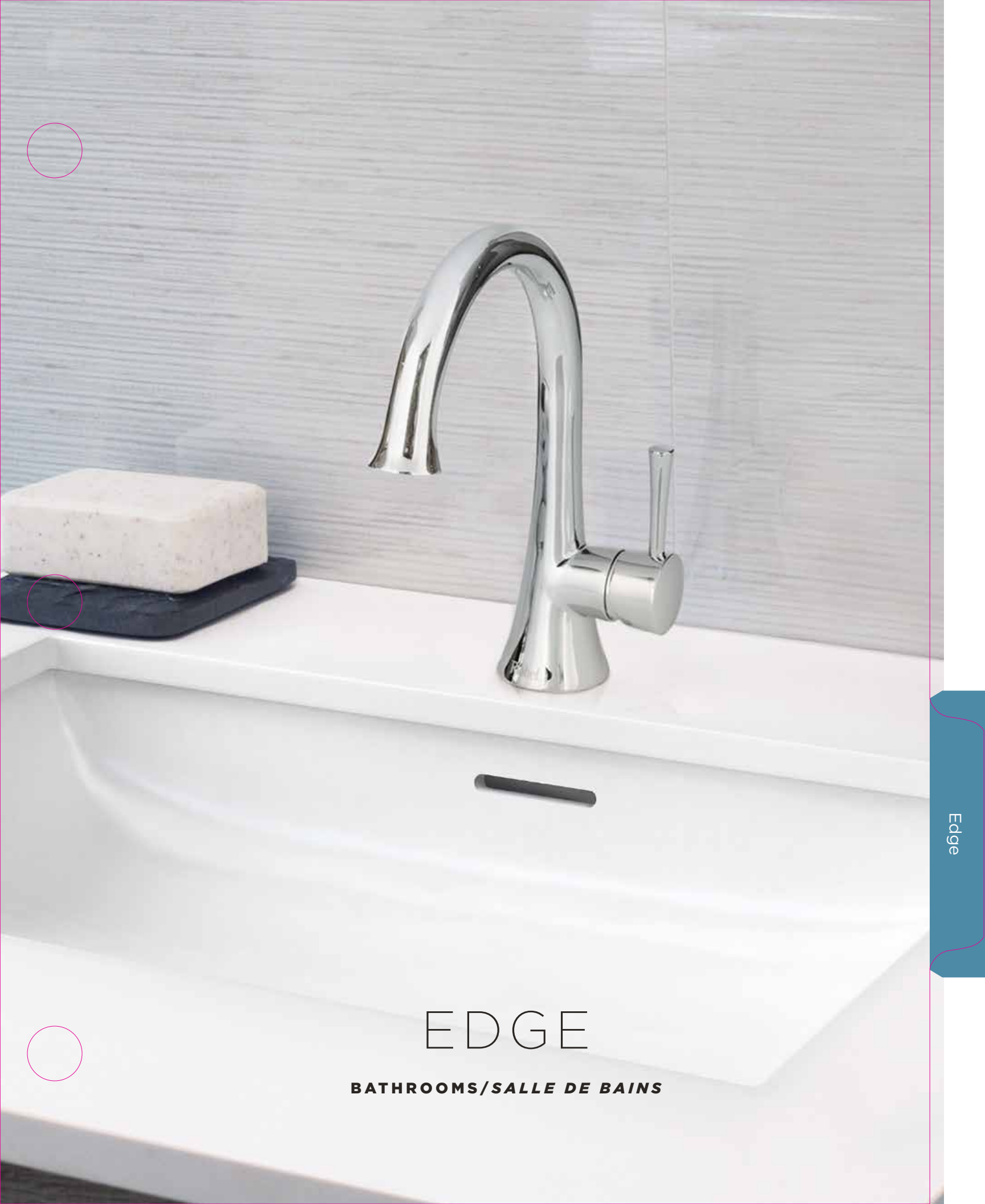
Wall-mount tub spout



cUPC®

- 1/2" copper slip fit inlet
- Brass

Code	Finish	Price
EQ80C	Chrome	\$ 235
EQ80BN	Brushed Nickel (PVD)	\$ 301
EQ80BK	Black	\$ 316



EDGE

BATHROOMS/SALLE DE BAINS

EDGE

AVAILABLE FINISHES | CHOIX DE FINIS



C

Chrome



BN

Brushed Nickel
Nickel brossé



PN

Polished Nickel
Nickel poli

Some products are
not available in all
the illustrated finishes.

*Certains produits
ne sont pas disponibles
dans tous les finis illustrés.*

AVAILABLE HANDLES | CHOIX DE POIGNÉES

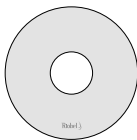


L



+

VALVE PLATE | PLAQUE DE DOUCHE



Round
Ronde



Pictogram options
Pictogrammes en option

ACCESSORIES | ACCESSOIRES

HUDSON



Robe Hook
Crochet



Paper Holder
Porte-papier



Towel Ring
Anneau à serviette



Towel Bar
Porte-serviette

More models available | *D'autres modèles sont disponibles*

Single hole lavatory faucet



- 3/8" speedway compression
- Ceramic cartridge
- Cross handles unavailable
- Push drain
- *Jan. 2020 : gpm will decrease to meet new regulations
- 5.7 L/min, 1.5 gpm (US) 60psi
- Add -05 for flow rate 1.9 L/min, 0.5 gpm (US) 60psi
- Add -10 for flow rate 3.7 L/min, 1 gpm (US) 60psi

Product	Finish	Price	-05/-10
ED01C	Chrome	\$ 294	\$ 305
ED01BN	Brushed Nickel (PVD)	\$ 448	\$ 458
ED01PN	Polished Nickel (PVD)	\$ 448	\$ 458

Single hole lavatory faucet



- 3/8" speedway compression
- Ceramic cartridge
- No drain
- Cross handles unavailable
- *Jan. 2020 : gpm will decrease to meet new regulations
- 5.7 L/min, 1.5 gpm (US) 60psi
- Add -05 for flow rate 1.9 L/min, 0.5 gpm (US) 60psi
- Add -10 for flow rate 3.7 L/min, 1 gpm (US) 60psi

Product	Finish	Price	-05/-10
ED00C	Chrome	\$ 270	\$ 281
ED00BN	Brushed Nickel (PVD)	\$ 406	\$ 416
ED00PN	Polished Nickel (PVD)	\$ 406	\$ 416

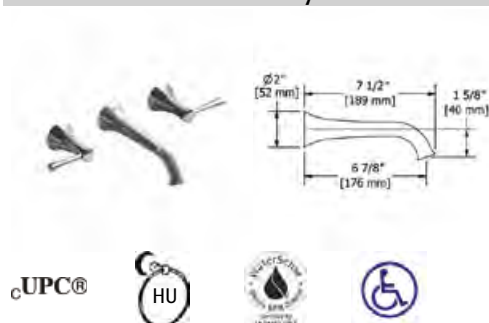
8" lavatory faucet



- 3/8" speedway compression
- Ceramic cartridge
- Push drain
- *Jan. 2020 : gpm will decrease to meet new regulations
- 5.7 L/min, 1.5 gpm (US) 60psi
- Add -05 for flow rate 1.9 L/min, 0.5 gpm (US) 60psi
- Add -10 for flow rate 3.7 L/min, 1 gpm (US) 60psi

Product	Finish	Price	-05/-10
ED08LC	Chrome	\$ 457	\$ 468
ED08LBN	Brushed Nickel (PVD)	\$ 571	\$ 583
ED08LPN	Polished Nickel (PVD)	\$ 571	\$ 583

8" wall-mount lavatory faucet



- 1/2" inlet female NPT
- Ceramic cartridge
- No drain
- *Jan. 2020 : gpm will decrease to meet new regulations
- 5.7 L/min, 1.5 gpm (US) 60psi
- Add -05 for flow rate 1.9 L/min, 0.5 gpm (US) 60psi
- Add -10 for flow rate 3.7 L/min, 1 gpm (US) 60psi

Product	Finish	Price	-05/-10
ED03LC	Chrome	\$ 600	\$ 612
ED03LBN	Brushed Nickel (PVD)	\$ 736	\$ 748
ED03LPN	Polished Nickel (PVD)	\$ 736	\$ 748

Personalize your faucet with our handle options

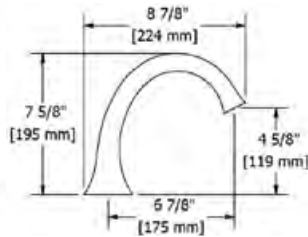


EX.:

ED__ L C

ED__ + C

4-piece deck-mount tub filler with hand shower



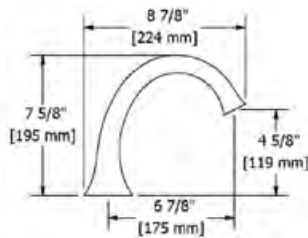
cUPC®



- ½" inlet male
- Ceramic cartridge
- 1-jet hand shower/scale-free
- 41.5 L/min, 11 gpm (US) 60psi

Code	Finish	Price
ED12LC	Chrome	\$ 659
ED12LBN	Brushed Nickel (PVD)	\$ 870
ED12LPN	Polished Nickel (PVD)	\$ 870

3-piece deck-mount tub filler with hand shower



cUPC®



- ½" inlet male NPT
- Ceramic cartridge
- 33 L/min, 8.7 gpm (US) 60psi
- 1-jet hand shower/scale-free

Add **-EX** for **EXPANSION PEX** connection
Add **-SPEX** for **PEX** connection
* Cross handles unavailable

Code	Finish	Price
ED10C	Chrome	\$ 588
ED10BN	Brushed Nickel (PVD)	\$ 800
ED10PN	Polished Nickel (PVD)	\$ 800

3-piece deck-mount tub filler rough and trim



cUPC®

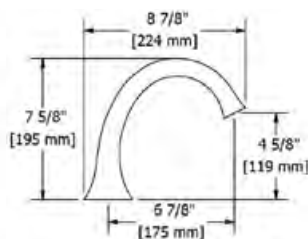
• **ROUGH ONLY**

Code	Description	Price
RHTB	½" male NPT connections	\$ 207
RHTB-SPEX	PEX connections	\$ 207
RHTB-EX	EXPANSION PEX connections	\$ 207

• **TRIM ONLY**

Code	Finish	Price
TED10C	Chrome	\$ 381
TED10BN	Brushed Nickel (PVD)	\$ 593
TED10PN	Polished Nickel (PVD)	\$ 593

3-piece Type P (pressure balance) deck-mount tub filler with hand shower



cUPC®



- ½" inlet male NPT
- Ceramic cartridge and balancing spool with check valves
- 23 L/min, 6.0 gpm (US) 60psi
- 1-jet hand shower/scale-free

Add **-EX** for **EXPANSION PEX** connection
Add **-SPEX** for **PEX** connection
* Cross handles unavailable

Code	Finish	Price
ED16C	Chrome	\$ 729
ED16BN	Brushed Nickel (PVD)	\$ 941
ED16PN	Polished Nickel (PVD)	\$ 941

3-piece Type P (pressure balance) deck-mount tub filler rough and trim



cUPC®

• **ROUGH ONLY**

Code	Description	Price
RHTB	½" male NPT connections	\$ 207
RHTB-SPEX	PEX connections	\$ 207
RHTB-EX	EXPANSION PEX connections	\$ 207

• **TRIM ONLY**

Code	Finish	Price
TED16C	Chrome	\$ 522
TED16BN	Brushed Nickel (PVD)	\$ 734
TED16PN	Polished Nickel (PVD)	\$ 734

6" tub filler with hand shower

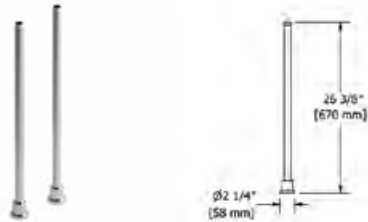


- 3/4" inlet female
- Ceramic cartridge
- 1-jet hand shower/scale-free
- 2 check valves
- **44 L/min, 11.6 gpm (US) 60psi**



Code	Finish	Price
ED06LC	Chrome	\$ 646
ED06LBN	Brushed Nickel (PVD)	\$ 883
ED06LPN	Polished Nickel (PVD)	\$ 883

26" high floor riser pair



- 1/2" inlet female NPT
- 3/4" outlet male
- Pair
- 2 parts: rough and trim
- Round flange



Code	Finish	Price
TU26C	Chrome	\$ 524
TU26BN	Brushed Nickel (PVD)	\$ 740
TU26PN	Polished Nickel (PVD)	\$ 740

4" deck-mount riser pair

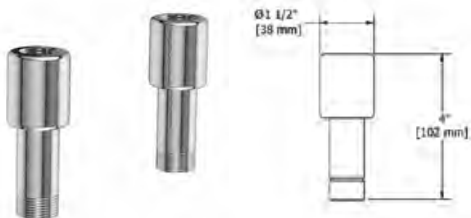


- 1/2" inlet female NPT
- 3/4" outlet male
- Pair
- Round flange



Code	Finish	Price
TU04C	Chrome	\$ 212
TU04BN	Brushed Nickel (PVD)	\$ 294
TU04PN	Polished Nickel (PVD)	\$ 294

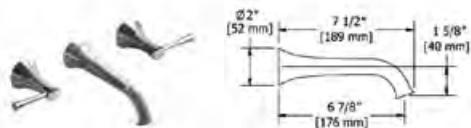
3 1/2" pair of extensions for TU26



- 3/4" male NPT x 3/4" female NPT
- Pair

Code	Finish	Price
EXTTU33C	Chrome	\$ 84
EXTTU33BN	Brushed Nickel (PVD)	\$ 99

8" wall-mount tub filler



- 1/2" inlet female NPT
- Ceramic cartridge
- **40 L/min, 10.5 gpm (US) 60psi**



Code	Finish	Price
ED05LC	Chrome	\$ 600
ED05LBN	Brushed Nickel (PVD)	\$ 736
ED05LPN	Polished Nickel (PVD)	\$ 736

Personalize your faucet with our handle options



EX.:

ED__ L C

ED__ + C

Edge



4-piece bidet faucet with integrated vacuum breaker



cUPC®



- 1/2" inlet male NPT
- Integrated vacuum breaker
- Ceramic cartridge
- Jet
- Pop-up drain

Code	Finish	Price
ED09LC	Chrome	\$ 824
ED09LBN	Brushed Nickel (PVD)	\$ 1000
ED09LPN	Polished Nickel (PVD)	\$ 1000

Personalize your faucet with our handle options



EX.:

ED__ L C

ED__ + C

Edge

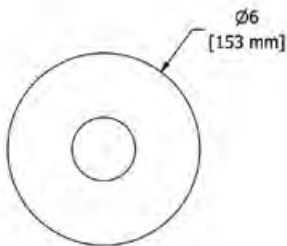


Type P (pressure balance) valve



R51	\$ 131	R51-SPEX	\$ 131	R51-EX	\$ 131
<ul style="list-style-type: none"> • Rough only • 1/2" inlet male NPT or sweat • 1/2" outlet male NPT or sweat • Service valves • Test cap • TXX51XX trim required to complete 		<ul style="list-style-type: none"> • Rough only • 1/2" inlet PEX • 1/2" shower outlet PEX • 3/4" bath outlet PEX or 1/2" sweat • Service valves • Test cap • TXX51XX trim required to complete 		<ul style="list-style-type: none"> • Rough only • 1/2" inlet EXPANSION PEX • 1/2" shower outlet EXPANSION PEX • 3/4" bath outlet EXPANSION PEX or 1/2" sweat • Service valves • Test cap • TXX51XX trim required to complete 	

Type P (pressure balance) valve and trim



• Trim only

Product	Price
TEDTM51C	\$ 204
TEDTM51BN	\$ 299
TEDTM51PN	\$ 299

- 1/2" inlet male NPT or sweat
- 1/2" outlet male NPT or sweat
- Ceramic cartridge and balancing spool with check valves
- Service valves
- Double action: flow and temperature control
- 22 L/min, 5.8 gpm (US) 60psi

Add **-EX** for **EXPANSION PEX** connection

Add **-SPEX** for **PEX** connection

Product	Price
EDTM51C	\$ 335
EDTM51BN	\$ 430
EDTM51PN	\$ 430



Connection examples



Edge

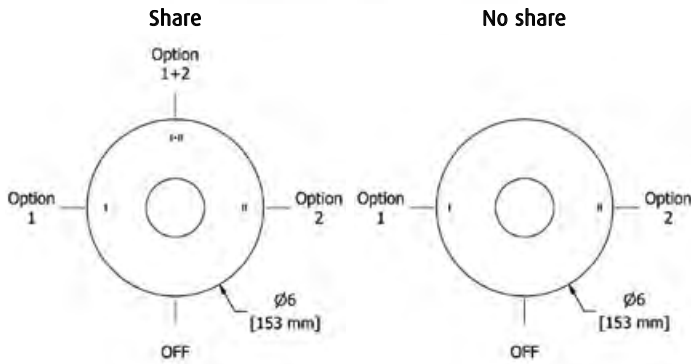


Riowise 2-way Type T/P (thermostatic/pressure balance) coaxial valve



R23	\$ 163	R23-SPEX	\$ 163	R23-EX	\$ 163
<ul style="list-style-type: none"> • Rough only • ½" inlet male NPT or sweat • Two ½" outlets male NPT or sweat • Service valves • Test cap • TXX23XX or TXX44XX trim required to complete 		<ul style="list-style-type: none"> • Rough only • ½" inlet PEX • Two ½" outlets PEX • Service valves • Test cap • TXX23XX or TXX44XX trim required to complete 		<ul style="list-style-type: none"> • Rough only • ½" inlet EXPANSION PEX • Two ½" outlets EXPANSION PEX • Service valves • Test cap • TXX23XX or TXX44XX trim required to complete 	

Riowise 2-way Type T/P (thermostatic/pressure balance) coaxial valve and trim



• Trim only

Product	No share*	Price
TEDTM23C	TEDTM44C	\$ 378
TEDTM23BN	TEDTM44BN	\$ 472
TEDTM23PN	TEDTM44PN	\$ 472

- ½" inlet male NPT or sweat
- Two ½" outlets male NPT or sweat
- Thermostatic/pressure balance coaxial cartridge with check valves
- 4 positions (OFF, 1, 1 and 2, 2) share
- 3 positions (OFF, 1, 2) no share *
- Service valves
- 24 L/min, 6.3 gpm (US) 60psi


Add **-EX** for **EXPANSION PEX** connection

Add **-SPEX** for **PEX** connection

Product	No share*	Price
EDTM23C	EDTM44C	\$ 541
EDTM23BN	EDTM44BN	\$ 635
EDTM23PN	EDTM44PN	\$ 635



Personalize your faucet with our handle options



ED __ C

ED __ +C

Edge

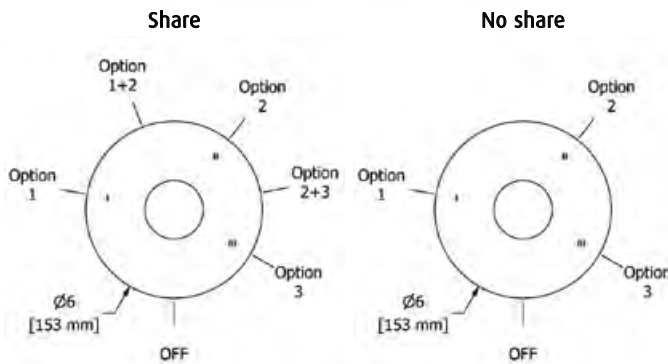


Riowise 3-way Type T/P (thermostatic/pressure balance) coaxial valve



R45	\$ 227	R45-SPEX	\$ 227	R45-EX	\$ 227
<ul style="list-style-type: none"> • Rough only • ½" inlet male NPT or sweat • Three ½" outlets male NPT or sweat • Service valves • Test cap • TXX45XX or TXX47XX trim to complete 		<ul style="list-style-type: none"> • Rough only • ½" inlet PEX • Three ½" outlets PEX • Service valves • Test cap • TXX45XX or TXX47XX trim to complete 		<ul style="list-style-type: none"> • Rough only • ½" inlet EXPANSION PEX • Three ½" outlets EXPANSION PEX • Service valves • Test cap • TXX45XX or TXX47XX trim to complete 	

Riowise 3-way Type T/P (thermostatic/pressure balance) coaxial valve and trim



• Trim only


Product	No share*	Price
TEDTM45C	TEDTM47C	\$ 361
TEDTM45BN	TEDTM47BN	\$ 467
TEDTM45PN	TEDTM47PN	\$ 467

- ½" inlet male NPT or sweat
- Three ½" outlets male NPT or sweat
- Thermostatic/pressure balance coaxial cartridge with check valves
- Service valves
- 6 positions (OFF, 1, 1 and 2, 2, 2 and 3, 3) share
- 4 positions (OFF, 1, 2, 3) no share*
- 24 L/min, 6.3 gpm (US) 60psi
- 19 L/min, 5.0 gpm (US) 60psi no share*

Add **-EX** for **EXPANSION PEX** connection
 Add **-SPEX** for **PEX** connection

Product	No share*	Price
EDTM45C	EDTM47C	\$ 588
EDTM45BN	EDTM47BN	\$ 694
EDTM45PN	EDTM47PN	\$ 694


Personalize your faucet with our handle options



Edge



Riowise 4-way Type T/P (thermostatic/pressure balance) 3/4" coaxial valve



R46

\$ 348

- Rough only
- 3/4" inlet male NPT
- Must be supplied with minimum 3/4" PEX , 3/4" EXPANSION PEX or 1/2" copper
- Service valves
- Test cap
- Four 1/2" outlets female NPT
- TXX46XX or TXX88XX trim required to complete

Riowise 4-way Type T/P (thermostatic/pressure balance) 3/4" coaxial valve and trim

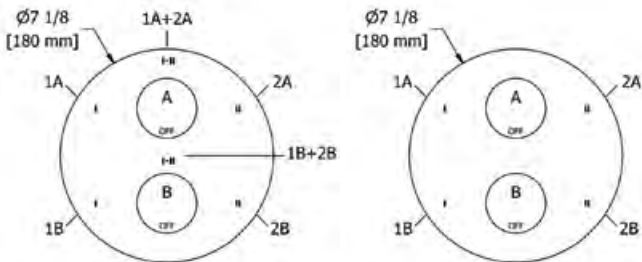


• Trim only

Product	No share*	Price
TEDTM46C	TEDTM88C	\$ 711
TEDTM46BN	TEDTM88BN	\$ 868
TEDTM46PN	TEDTM88PN	\$ 868

Share

No share



- 3/4" inlet male NPT
- Must be supplied with minimum 3/4" PEX , 3/4" EXPANSION PEX or 1/2" copper
- 2 thermo/pressure balance coaxial cartridges with check valves
- 4 integrated volume controls
- **2 different temperatures**
- Service valves
- Four 1/2" outlets female NPT
- **38 L/min, 10 gpm (US) 60psi**
- **37 L/min, 9.8 gpm (US) 60psi no share ***

Product	No share*	Price
EDTM46C	EDTM88C	\$ 1059
EDTM46BN	EDTM88BN	\$ 1216
EDTM46PN	EDTM88PN	\$ 1216



Personalize your faucet with our handle options



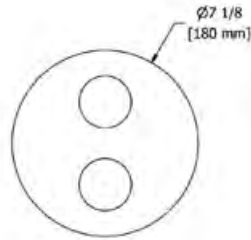
ED __ C

ED __ +C

Edge



3/4" high performance Type T/P (thermostatic/pressure balance) coaxial complete valve



cUPC®



- 3/4" inlet male NPT, dedicated main water supply required
- 2 thermo/pressure balance coaxial cartridges with check valves
- 2 integrated volume controls
- **2 different temperatures**
- Service valves
- 4 outlets: two 1/2" outlets male NPT and two 3/4" outlets male NPT or 1/2" female NPT
- **76 L/min, 20 gpm (US) 60psi**

Code	Finish	Price
EDTM83C	Chrome	\$ 1178
EDTM83BN	Brushed Nickel (PVD)	\$ 1366

Personalize your faucet with our handle options



ED __ C



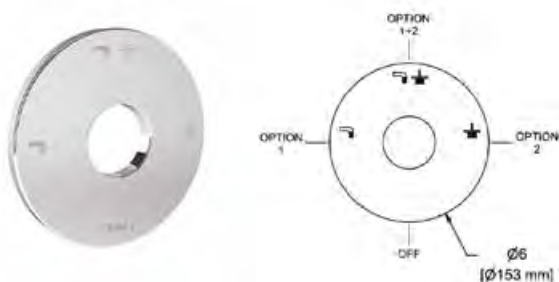
ED __ +C

Edge



Valve plate with pictogram options

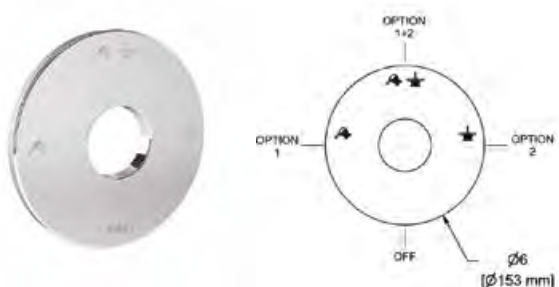
Tub spout and shower head pictograms (2-way coaxial valves)



• Pictograms engraving: Tub spout, shower head and shared function

Code	Finish	Price
PLTM023C	Chrome	\$ 46
PLTM023BN	Brushed Nickel (PVD)	\$ 57
PLTM023PN	Polished Nickel (PVD)	\$ 57

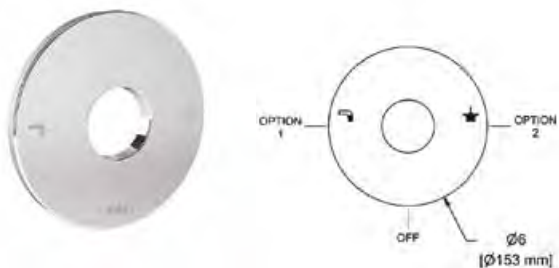
Hand shower and shower head pictograms (2-way coaxial valves)



• Pictograms engraving: Hand shower, shower head and shared function

Code	Finish	Price
PLTM123C	Chrome	\$ 46
PLTM123BN	Brushed Nickel (PVD)	\$ 57
PLTM123PN	Polished Nickel (PVD)	\$ 57

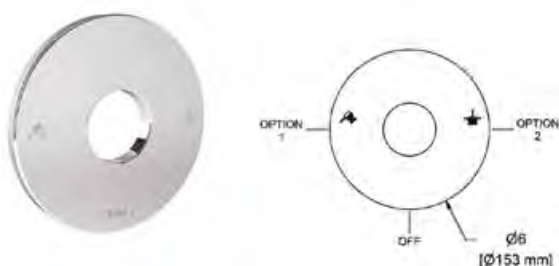
Tub spout and shower head pictograms (2-way coaxial valves)



• Pictograms engraving: Tub spout and shower head

Code	Finish	Price
PLTM044C	Chrome	\$ 46
PLTM044BN	Brushed Nickel (PVD)	\$ 57
PLTM044PN	Polished Nickel (PVD)	\$ 57

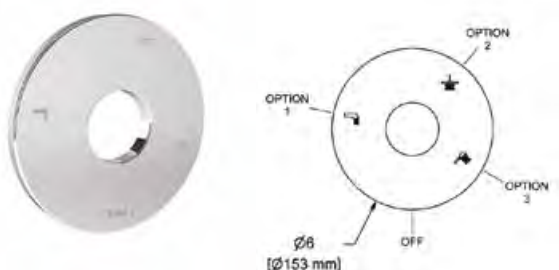
Hand shower and shower head pictograms (2-way coaxial valves)



• Pictograms engraving: Hand shower and shower head

Code	Finish	Price
PLTM144C	Chrome	\$ 46
PLTM144BN	Brushed Nickel (PVD)	\$ 57
PLTM144PN	Polished Nickel (PVD)	\$ 57

Tub spout, shower head and hand shower pictograms (3-way coaxial valves)



• Pictograms engraving: Tub spout, shower head and hand shower

Code	Finish	Price
PLTM045C	Chrome	\$ 46
PLTM045BN	Brushed Nickel (PVD)	\$ 57
PLTM045PN	Polished Nickel (PVD)	\$ 57

Edge



Suggested assemblies

Assembly #54EDTM



UPC®



Description	Code	C	BN	PN
Type P valve trim	TEDTM51	\$ 204	\$ 299	\$ 299
Type P valve rough	R51 ¹	\$ 131	\$ 131	\$ 131
Hand shower rail	5055	\$ 195	\$ 301	\$ 301
Elbow supply	775	\$ 36	\$ 61	\$ 61
Total		\$ 566	\$ 792	\$ 792

1. Add -SPEX for PEX connection and -EX for Expansion PEX connection

Assembly #4744EDTM



UPC®



Description	Code	C	BN	PN
2-way no share Type T/P coaxial valve trim	TEDTM44 ²	\$ 378	\$ 472	\$ 472
2-way Type T/P coaxial valve rough	R23 ¹	\$ 163	\$ 163	\$ 163
2-jet shower head with arm	366	\$ 140	\$ 176	\$ 176
Wall-mount tub spout	ED80	\$ 162	\$ 222	\$ 222
Total		\$ 843	\$ 1033	\$ 1033

1. Add -SPEX for PEX connection and -EX for Expansion PEX connection

2. Add + for Cross Handle Valve

Other components available in *Bath and Shower Components* section.

Edge



Suggested assemblies

Assembly #323EDTM



UPC®

Description	Code	C	BN	PN
2-way Type T/P coaxial valve trim	TEDTM23 ²	\$ 378	\$ 472	\$ 472
2-way Type T/P coaxial valve rough	R23 ¹	\$ 163	\$ 163	\$ 163
Hand shower rail	5055	\$ 195	\$ 301	\$ 301
20 cm (8") shower head	468	\$ 230	\$ 269	\$ 269
40 cm (16") shower arm	503	\$ 70	\$ 116	\$ 116
Elbow supply	775	\$ 36	\$ 61	\$ 61
Total		\$ 1072	\$ 1382	\$ 1382

1. Add *-SPEX* for PEX connection and *-EX* for Expansion PEX connection
2. Add *+* for Cross Handle Valve



Assembly #1345EDTM



UPC®

Description	Code	C	BN	PN
3-way Type T/P coaxial valve trim	TEDTM45 ²	\$ 361	\$ 467	\$ 467
3-way Type T/P coaxial valve rough	R45 ¹	\$ 227	\$ 227	\$ 227
Hand shower rail	5055	\$ 195	\$ 301	\$ 301
20 cm (8") shower head	468	\$ 230	\$ 269	\$ 269
50 cm (20") shower arm	513	\$ 88	\$ 140	\$ 140
Elbow supply	775	\$ 36	\$ 61	\$ 61
Wall-mount tub spout	ED80	\$ 162	\$ 222	\$ 222
Total		\$ 1299	\$ 1687	\$ 1687

1. Add *-SPEX* for PEX connection and *-EX* for Expansion PEX connection
2. Add *+* for Cross Handle Valve



Other components available in *Bath and Shower Components* section.

Edge



Suggested assemblies

Assembly #446EDTM



Description	Code	C	BN	PN
4-way Type T/P coaxial valve trim	TEDTM46 ²	\$ 711	\$ 868	\$ 868
4-way Type T/P 3/4" coaxial valve rough	R46	\$ 348	\$ 348	\$ 348
Hand shower rail	5055	\$ 195	\$ 301	\$ 301
20 cm (8") shower head	468	\$ 230	\$ 269	\$ 269
40 cm (16") shower arm	503	\$ 70	\$ 116	\$ 116
UPC® Body jet	390 (x4)	\$ 424	\$ 648	\$ 648
Elbow supply	775	\$ 36	\$ 61	\$ 61
Total		\$ 2014	\$ 2611	\$ 2611

2. Add + for Cross Handle Valve



Assembly #783EDTM



Description	Code	C
4-way Type T/P 3/4" coaxial complete valve	EDTM83 ²	\$ 1178
Hand shower rail	5055(x2)	\$ 390
30 cm (12") shower head	472	\$ 423
40 cm (16") shower arm	503	\$ 70
Spin tile body jet	369 ⁴ (x4)	\$ 1004
Elbow supply with shut-off valve	790 (x2)	\$ 262
Total		\$ 3327

2. Add + for Cross Handle Valve

4. These items must be ordered at the same time as the valve rough



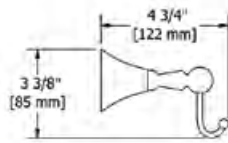
Other components available in *Bath and Shower Components* section.

Edge



Hudson accessories

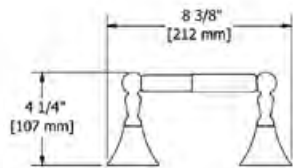
Robe hook



• 4 anchor points

Code	Finish	Price
HU0C	Chrome	\$ 76
HU0BN	Brushed Nickel (PVD)	\$ 105
HU0PN	Polished Nickel (PVD)	\$ 105

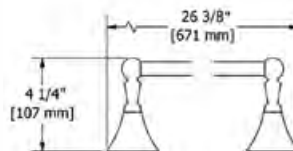
Paper holder



• 4 anchor points

Code	Finish	Price
HU3C	Chrome	\$ 134
HU3BN	Brushed Nickel (PVD)	\$ 173
HU3PN	Polished Nickel (PVD)	\$ 173

24" towel bar

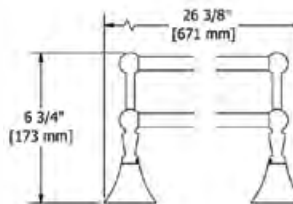


• 4 anchor points

* May be cut to desired length

Code	Finish	Price
HU5C	Chrome	\$ 163
HU5BN	Brushed Nickel (PVD)	\$ 222
HU5PN	Polished Nickel (PVD)	\$ 222

24" double towel bar

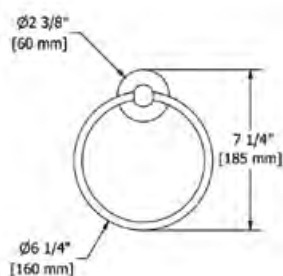


• 4 anchor points

* May be cut to desired length

Code	Finish	Price
HU6C	Chrome	\$ 253
HU6BN	Brushed Nickel (PVD)	\$ 334
HU6PN	Polished Nickel (PVD)	\$ 334

Towel ring



• 4 anchor points

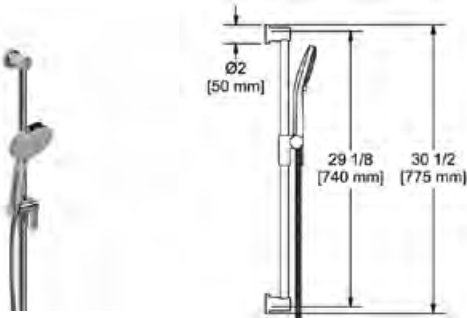
Code	Finish	Price
HU7C	Chrome	\$ 88
HU7BN	Brushed Nickel (PVD)	\$ 116
HU7PN	Polished Nickel (PVD)	\$ 116

Edge



Bath and shower accessories

Hand shower rail



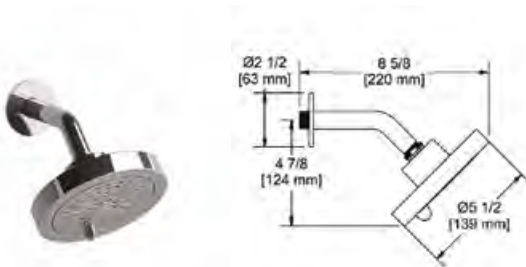
©UPC®

- Easy-Glide left cursor
- Ø22 mm (7/8") slide bar
- 4358, 3-jet hand shower
- Scale-free
- 150 cm (59") double interlock flexible hose, **swivel** and 2 check valves
- **7.6 L/min, 2.0 gpm (US) 60psi**

• Add -15 for flow rate 5.69 L/min, 1.5 gpm (US) 60psi

Product	Finish	Price	-15
5055C	Chrome	\$ 195	\$ 209
5055BN	Brushed Nickel (PVD)	\$ 301	\$ 313
5055PN	Polished Nickel (PVD)	\$ 301	\$ 313

2-jet shower head with arm



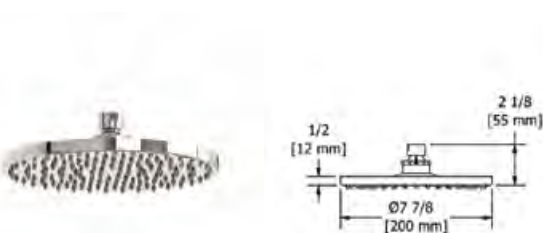
©UPC®

- Six positions
- 2 jets: luxurious, invigorating
- Shower arm with round flange
- Scale-free
- **Swivel**
- **7.6 L/min, 2.0 gpm (US) 60psi**

• Add -15 for flow rate 5.69 L/min, 1.5 gpm (US) 60psi

Product	Finish	Price	-15
366C	Chrome	\$ 140	\$ 153
366BN	Brushed Nickel (PVD)	\$ 176	\$ 188
366PN	Polished Nickel (PVD)	\$ 176	\$ 188

8" shower head



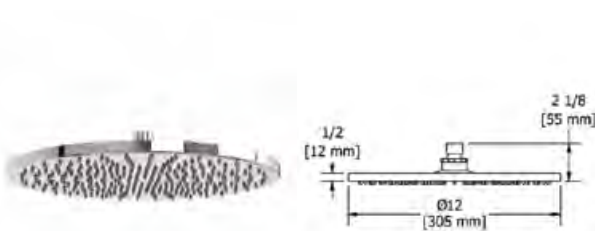
©UPC®

- 1/2" inlet female
- Scale-free
- **Swivel**
- **7.6 L/min, 2.0 gpm (US) 60psi**

• Add -15 for flow rate 5.69 L/min, 1.5 gpm (US) 60psi

Product	Finish	Price	-15
468C	Chrome	\$ 230	\$ 242
468BN	Brushed Nickel (PVD)	\$ 269	\$ 280
468PN	Polished Nickel (PVD)	\$ 269	\$ 280

12" shower head



©UPC®

- 1/2" inlet female
- Scale-free
- **Swivel**
- **7.6 L/min, 2.0 gpm (US) 60psi**

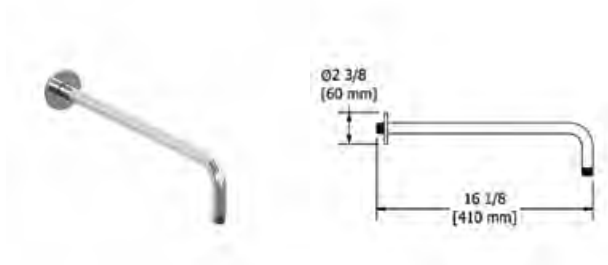
Product	Finish	Price	-
472C	Chrome	\$ 423	-
472BN	Brushed Nickel (PVD)	\$ 507	-
472PN	Polished Nickel (PVD)	\$ 507	-

Edge



Bath and shower accessories

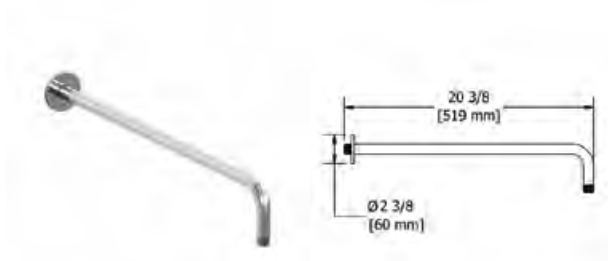
16" shower arm



- 1/2" inlet male NPT
- Round flange

Code	Finish	Price
503C	Chrome	\$ 70
503BN	Brushed Nickel (PVD)	\$ 116
503PN	Polished Nickel (PVD)	\$ 116

20" shower arm



- 1/2" inlet male NPT
- Round flange

Code	Finish	Price
513C	Chrome	\$ 88
513BN	Brushed Nickel (PVD)	\$ 140
513PN	Polished Nickel (PVD)	\$ 140

3" vertical shower arm



- 1/2" inlet male NPT
- Round flange

Code	Finish	Price
509C	Chrome	\$ 31
509BN	Brushed Nickel (PVD)	\$ 53
509PN	Polished Nickel (PVD)	\$ 53

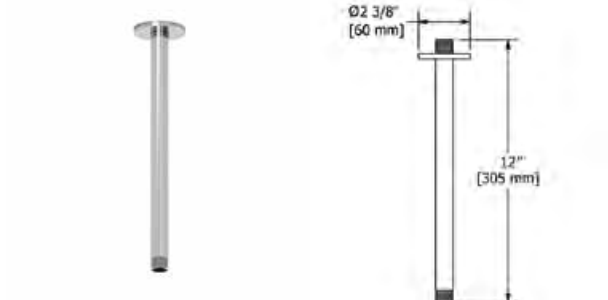
6" vertical shower arm



- 1/2" inlet male NPT
- Round flange

Code	Finish	Price
508C	Chrome	\$ 35
508BN	Brushed Nickel (PVD)	\$ 59
508PN	Polished Nickel (PVD)	\$ 59

12" vertical shower arm



- 1/2" inlet male NPT
- Round flange

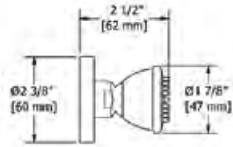
Code	Finish	Price
507C	Chrome	\$ 58
507BN	Brushed Nickel (PVD)	\$ 86
507PN	Polished Nickel (PVD)	\$ 86

Edge



Bath and shower accessories

Body jet

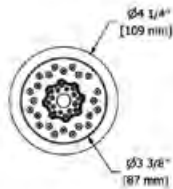


cUPC®

- 1/2" inlet female NPT
- Directional
- Scale-free
- 2 à/to 6 L/min, 0.5 à/to 1.6 gpm (US) 60psi

Code	Finish	Price
390C	Chrome	\$ 106
390BN	Brushed Nickel (PVD)	\$ 162
390PN	Polished Nickel (PVD)	\$ 162

2-jet tile body jet

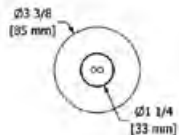


cUPC®

- 1/2" inlet male NPT
- Directional
- 2-jet
- Scale-free
- 6.2 L/min, 1.6 gpm (US) 60psi

Code	Finish	Price
324C	Chrome	\$ 116

Spin tile body jet



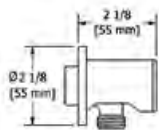
cUPC®

- 1/2" inlet male NPT
- Rotating jet
- **Special rough included**
- 3.7 L/min, 1 gpm (US) 60psi

* Must be ordered at the same time as the valve rough

Code	Finish	Price
369C	Chrome	\$ 251

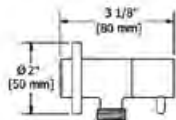
Elbow supply



- 1/2" inlet female NPT
- 1/2" outlet male
- Adjustable depth

Code	Finish	Price
775C	Chrome	\$ 36
775BN	Brushed Nickel (PVD)	\$ 61
775PN	Polished Nickel (PVD)	\$ 61

Elbow supply with shut-off valve

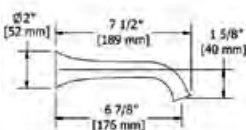


cUPC®

- 1/2" inlet female NPT
- Ceramic cartridge
- 1/2" outlet male
- Adjustable depth

Code	Finish	Price
790C	Chrome	\$ 131
790BN	Brushed Nickel (PVD)	\$ 195

Wall-mount tub spout



cUPC®

- 1/2" copper slip fit inlet
- Brass

Code	Finish	Price
ED80C	Chrome	\$ 162
ED80BN	Brushed Nickel (PVD)	\$ 222
ED80PN	Polished Nickel (PVD)	\$ 222



CS

BATHROOMS/SALLE DE BAINS

CS

AVAILABLE FINISHES | CHOIX DE FINIS



C

Chrome



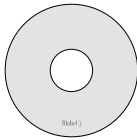
BN

Brushed Nickel
Nickel brossé

Some products are not available in all the illustrated finishes.

Certains produits ne sont pas disponibles dans tous les finis illustrés.

VALVE PLATE | PLAQUE DE DOUCHE



Round
Ronde



Pictogram options
Pictogrammes en option

ACCESSORIES | ACCESSOIRES

STAR



Robe Hook
Crochet



Paper Holder
Porte-papier



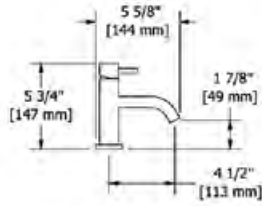
Towel Ring
Anneau à serviette



Towel Bar
Porte-serviette

More models available | *D'autres modèles sont disponibles*

Single hole lavatory faucet



- 3/8" speedway compression
- Ceramic cartridge
- Push drain
- *Jan. 2020 : gpm will decrease to meet new regulations
- **5.7 L/min, 1.5 gpm (US) 60psi**

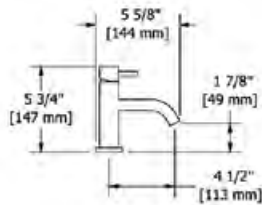
- Add -05 for flow rate 1.9 L/min, 0.5 gpm (US) 60psi
- Add -10 for flow rate 3.7 L/min, 1 gpm (US) 60psi

cUPC®



Product	Finish	Price	-05/-10
CS01C	Chrome	\$ 270	\$ 281
CS01BN	Brushed Nickel (PVD)	\$ 400	\$ 411

Single hole lavatory faucet



- 3/8" speedway compression
- Ceramic cartridge
- **No drain**
- *Jan. 2020 : gpm will decrease to meet new regulations
- **5.7 L/min, 1.5 gpm (US) 60psi**

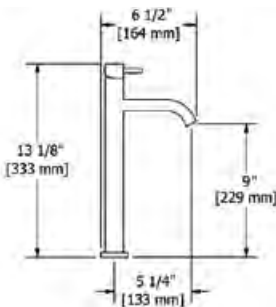
- Add -05 for flow rate 1.9 L/min, 0.5 gpm (US) 60psi
- Add -10 for flow rate 3.7 L/min, 1 gpm (US) 60psi

cUPC®



Product	Finish	Price	-05/-10
CS00C	Chrome	\$ 247	\$ 258
CS00BN	Brushed Nickel (PVD)	\$ 358	\$ 370

Single hole lavatory faucet



- 3/8" speedway compression
- Ceramic cartridge
- **No drain**
- *Jan. 2020 : gpm will decrease to meet new regulations
- **5.7 L/min, 1.5 gpm (US) 60psi**

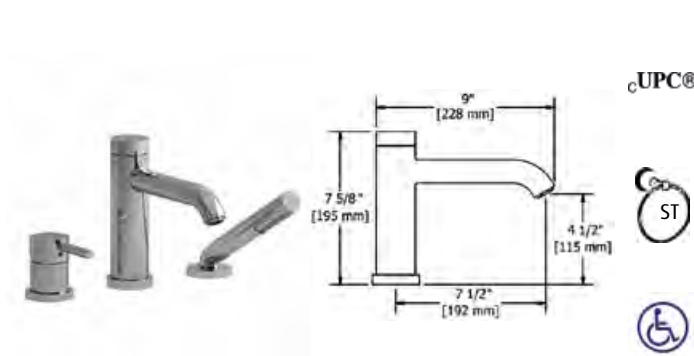
- Add -05 for flow rate 1.9 L/min, 0.5 gpm (US) 60psi
- Add -10 for flow rate 3.7 L/min, 1 gpm (US) 60psi

cUPC®



Product	Finish	Price	-05/-10
CL01C	Chrome	\$ 375	\$ 386
CL01BN	Brushed Nickel (PVD)	\$ 529	\$ 541

3-piece deck-mount tub filler with hand shower



- 1/2" inlet male NPT
- Ceramic cartridge
- 1-jet hand shower/scale-free
- 33 L/min, 8.7 gpm (US) 60psi

Add **-EX** for **EXPANSION PEX** connection
 Add **-SPEX** for **PEX** connection

Code	Finish	Price
CS10C	Chrome	\$ 670
CS10BN	Brushed Nickel (PVD)	\$ 941

3-piece deck-mount tub filler rough and trim



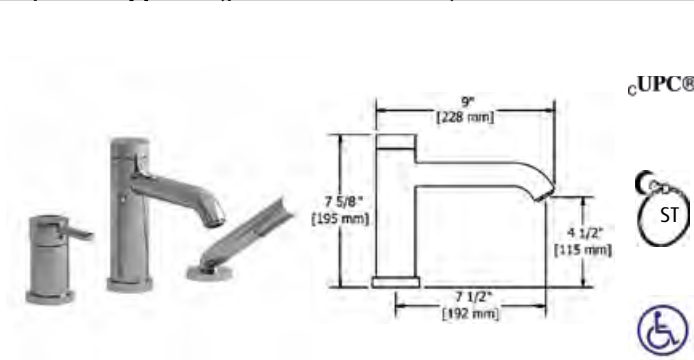
• **ROUGH ONLY**

Code	Description	Price
RHTB	1/2" male NPT connections	\$ 207
RHTB-SPEX	PEX connections	\$ 207
RHTB-EX	EXPANSION PEX connections	\$ 207

• **TRIM ONLY**

Code	Finish	Price
TCS10C	Chrome	\$ 463
TCS10BN	Brushed Nickel (PVD)	\$ 734

3-piece Type P (pressure balance) deck-mount tub filler with hand shower



- 1/2" inlet male NPT
- Ceramic cartridge and balancing spool with check valves
- 1-jet hand shower/scale-free
- 23 L/min, 6.0 gpm (US) 60psi

Add **-EX** for **EXPANSION PEX** connection
 Add **-SPEX** for **PEX** connection

Code	Finish	Price
CS16C	Chrome	\$ 746
CS16BN	Brushed Nickel (PVD)	\$ 1017

3-piece Type P (pressure balance) deck-mount tub filler rough and trim



• **ROUGH ONLY**

Code	Description	Price
RHTB	1/2" male NPT connections	\$ 207
RHTB-SPEX	PEX connections	\$ 207
RHTB-EX	EXPANSION PEX connections	\$ 207

• **TRIM ONLY**

Code	Finish	Price
TCS16C	Chrome	\$ 539
TCS16BN	Brushed Nickel (PVD)	\$ 810

6" tub filler with hand shower

cUPC®

ST

ADA

- 3/4" inlet female
- Ceramic cartridge
- 1-jet hand shower/scale-free
- 2 check valves
- 44 L/min, 11.6 gpm (US) 60psi

Code	Finish	Price
CS06C	Chrome	\$ 646
CS06BN	Brushed Nickel (PVD)	\$ 883

26" high floor riser pair

cUPC®

- 1/2" inlet female NPT
- 3/4" outlet male
- Pair
- 2 parts: rough and trim
- Round flange

Code	Finish	Price
TU26C	Chrome	\$ 524
TU26BN	Brushed Nickel (PVD)	\$ 740

4" deck-mount riser pair

cUPC®

- 1/2" inlet female NPT
- 3/4" outlet male
- Pair
- Round flange

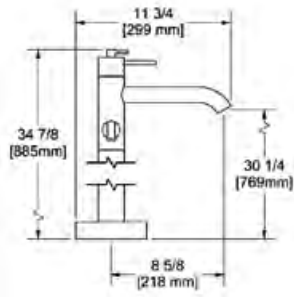
Code	Finish	Price
TU04C	Chrome	\$ 212
TU04BN	Brushed Nickel (PVD)	\$ 294

3 1/2" pair of extensions for TU26

- 3/4" male NPT x 3/4" female NPT
- Pair

Code	Finish	Price
EXTTU33C	Chrome	\$ 84
EXTTU33BN	Brushed Nickel (PVD)	\$ 99

2-way Type T (thermostatic) coaxial floor-mount tub filler with hand shower



cUPC®



- 1/2" inlet male NPT
- Thermostatic coaxial cartridge with check valves
- 1-jet hand shower/scale-free
- 2 parts: rough and trim
- 2 check valves
- 23 L/min, 6.0 gpm (US) 60psi

Add **-EX** for **EXPANSION PEX** connection
 Add **-SPEX** for **PEX** connection

Code	Finish	Price
CS39C	Chrome	\$ 1412
CS39BN	Brushed Nickel (PVD)	\$ 1884

Floor-mount tub filler rough and trim



cUPC®

• ROUGH ONLY

Code	Description	Price
RHFS	1/2" male NPT connections	\$ 220
RHFS-SPEX	PEX connections	\$ 220
RHFS-EX	EXPANSION PEX connections	\$ 220

• TRIM ONLY

Code	Finish	Price
TCS39C	Chrome	\$ 1192
TCS39BN	Brushed Nickel (PVD)	\$ 1664

Concrete floor, rough & trim installation box



cUPC®

• ROUGH ONLY

Code	Description	Price
RHBX-SPEX	PEX connections	\$ 442
RHBX-EX	EXPANSION PEX connections	\$ 442

• TRIM ONLY

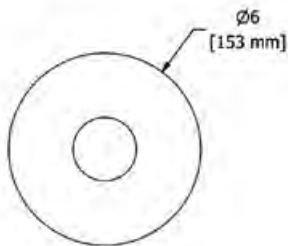
Code	Finish	Price
TCS39C	Chrome	\$ 1192
TCS39BN	Brushed Nickel (PVD)	\$ 1664

Type P (pressure balance) valve



R51	\$ 131	R51-SPEX	\$ 131	R51-EX	\$ 131
<ul style="list-style-type: none"> • Rough only • ½" inlet male NPT or sweat • ½" outlet male NPT or sweat • Service valves • Test cap • TXX51XX trim required to complete 		<ul style="list-style-type: none"> • Rough only • ½" inlet PEX • ½" shower outlet PEX • ¾" bath outlet PEX or ½" sweat • Service valves • Test cap • TXX51XX trim required to complete 		<ul style="list-style-type: none"> • Rough only • ½" inlet EXPANSION PEX • ½" shower outlet EXPANSION PEX • ¾" bath outlet EXPANSION PEX or ½" sweat • Service valves • Test cap • TXX51XX trim required to complete 	

Type P (pressure balance) valve and trim



• Trim only

Product	Price
TCSTM51C	\$ 204
TCSTM51BN	\$ 299

- ½" inlet male NPT or sweat
- ½" outlet male NPT or sweat
- Ceramic cartridge and balancing spool with check valves
- Service valves
- Double action: flow and temperature control
- 22 L/min, 5.8 gpm (US) 60psi

Add **-EX** for **EXPANSION PEX** connection

Add **-SPEX** for **PEX** connection

Product	Price
CSTM51C	\$ 335
CSTM51BN	\$ 430



Connection examples

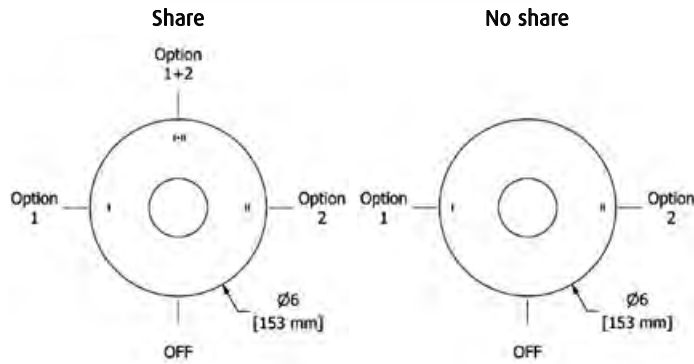


Riowise 2-way Type T/P (thermostatic/pressure balance) coaxial valve



R23	\$ 163	R23-SPEX	\$ 163	R23-EX	\$ 163
<ul style="list-style-type: none"> • Rough only • ½" inlet male NPT or sweat • Two ½" outlets male NPT or sweat • Service valves • Test cap • TXX23XX or TXX44XX trim required to complete 		<ul style="list-style-type: none"> • Rough only • ½" inlet PEX • Two ½" outlets PEX • Service valves • Test cap • TXX23XX or TXX44XX trim required to complete 		<ul style="list-style-type: none"> • Rough only • ½" inlet EXPANSION PEX • Two ½" outlets EXPANSION PEX • Service valves • Test cap • TXX23XX or TXX44XX trim required to complete 	

Riowise 2-way Type T/P (thermostatic/pressure balance) coaxial valve and trim



• Trim only

Product	No share*	Price
TCSTM23C	TCSTM44C	\$ 354
TCSTM23BN	TCSTM44BN	\$ 425

- ½" inlet male NPT or sweat
- Two ½" outlets male NPT or sweat
- Thermostatic/pressure balance coaxial cartridge with check valves
- 4 positions (OFF, 1, 1 and 2, 2) share
- 3 positions (OFF, 1, 2) no share *
- Service valves
- 24 L/min, 6.3 gpm (US) 60psi

Add -EX for EXPANSION PEX connection
Add -SPEX for PEX connection

Product	No share*	Price
CSTM23C	CSTM44C	\$ 517
CSTM23BN	CSTM44BN	\$ 588



Connection examples

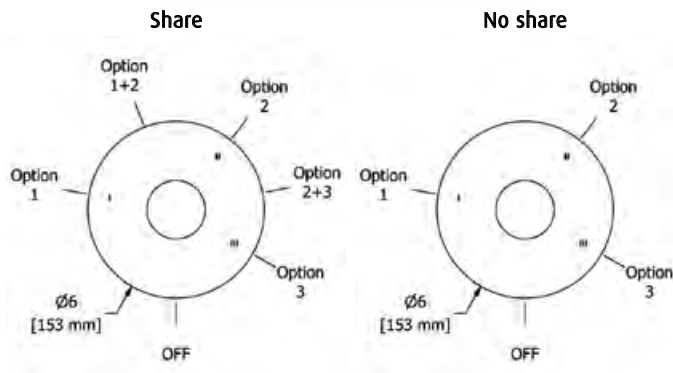


Riowise 3-way Type T/P (thermostatic/pressure balance) coaxial valve



R45	\$ 227	R45-SPEX	\$ 227	R45-EX	\$ 227
<ul style="list-style-type: none"> • Rough only • ½" inlet male NPT or sweat • Three ½" outlets male NPT or sweat • Service valves • Test cap • TXX45XX or TXX47XX trim to complete 		<ul style="list-style-type: none"> • Rough only • ½" inlet PEX • Three ½" outlets PEX • Service valves • Test cap • TXX45XX or TXX47XX trim to complete 		<ul style="list-style-type: none"> • Rough only • ½" inlet EXPANSION PEX • Three ½" outlets EXPANSION PEX • Service valves • Test cap • TXX45XX or TXX47XX trim to complete 	

Riowise 3-way Type T/P (thermostatic/pressure balance) coaxial valve and trim



• Trim only

Product	No share*	Price
TCSTM45C	TCSTM47C	\$ 344
TCSTM45BN	TCSTM47BN	\$ 419

- ½" inlet male NPT or sweat
- Three ½" outlets male NPT or sweat
- Thermostatic/pressure balance coaxial cartridge with check valves
- Service valves
- 6 positions (OFF, 1, 1 and 2, 2, 2 and 3, 3) share
- 4 positions (OFF, 1, 2, 3) no share*
- 24 L/min, 6.3 gpm (US) 60psi
- 19 L/min, 5.0 gpm (US) 60psi no share*

Add -EX for EXPANSION PEX connection

Add -SPEX for PEX connection

Product	No share*	Price
CSTM45C	CSTM47C	\$ 571
CSTM45BN	CSTM47BN	\$ 646



Connection examples



Riowise 4-way Type T/P (thermostatic/pressure balance) coaxial valve



R46

\$ 348

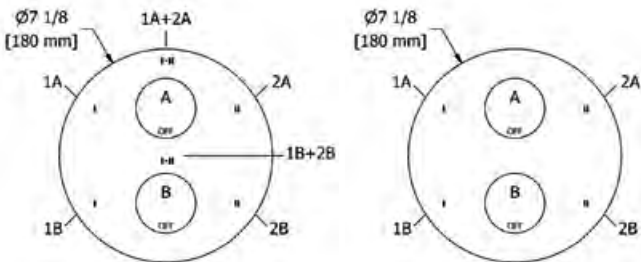
- Rough only
- 3/4" inlet male NPT
- Must be supplied with minimum 3/4" PEX , 3/4" EXPANSION PEX or 1/2" copper
- Service valves
- Test cap
- Four 1/2" outlets female NPT
- TXX46XX or TXX88XX trim required to complete

Riowise 4-way Type T/P (thermostatic/pressure balance) coaxial valve and trim



Share

No share



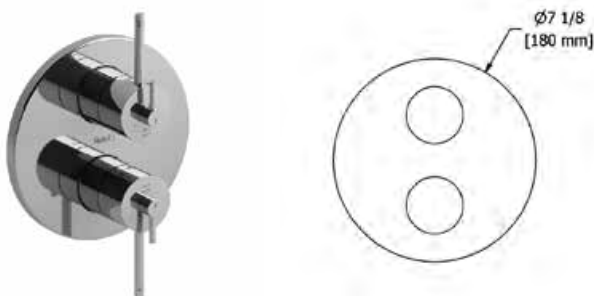
• Trim only

Product	No share*	Price
TCSTM46C	TCSTM88C	\$ 665
TCSTM46BN	TCSTM88BN	\$ 816

- 3/4" inlet male NPT
- Must be supplied with minimum 3/4" PEX , 3/4" EXPANSION PEX or 1/2" copper
- 2 thermo/pressure balance coaxial cartridges with check valves
- 4 integrated volume controls
- **2 different temperatures**
- Service valves
- Four 1/2" outlets female NPT
- **38 L/min, 10 gpm (US) 60psi**
- **37 L/min, 9.8 gpm (US) 60psi no share ***

Product	No share*	Price
CSTM46C	CSTM88C	\$ 1013
CSTM46BN	CSTM88BN	\$ 1164

3/4" high performance Type T/P (thermostatic/pressure balance) coaxial complete valve



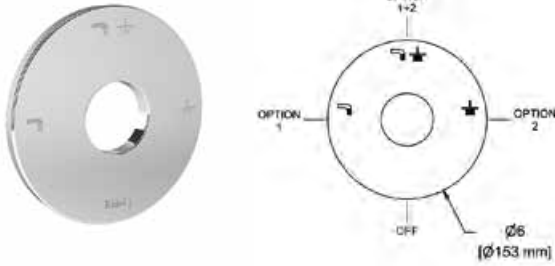
- 3/4" inlet male NPT, dedicated main water supply required
- 2 thermo/pressure balance coaxial cartridges with check valves
- 2 integrated volume controls
- **2 different temperatures**
- 4 outlets: two 1/2" outlets male NPT and two 3/4" outlets male NPT or 1/2" female NPT
- Service valves
- **76 L/min, 20 gpm (US) 60psi**

Code	Finish	Price
CSTM83C	Chrome	\$ 1131
CSTM83BN	Brushed Nickel (PVD)	\$ 1284



Valve plate with pictogram options

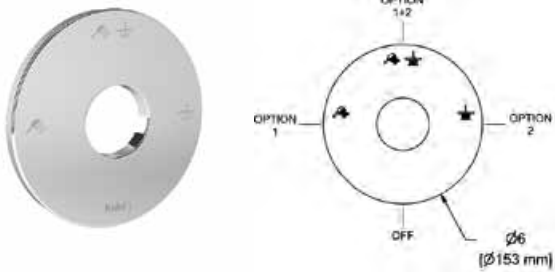
Tub spout and shower head pictograms (2-way coaxial valves)



• Pictograms engraving: Tub spout, shower head and shared function

Code	Finish	Price
PLTM023C	Chrome	\$ 46
PLTM023BN	Brushed Nickel (PVD)	\$ 57

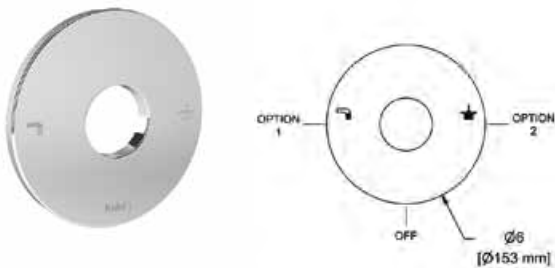
Hand shower and shower head pictograms (2-way coaxial valves)



• Pictograms engraving: Hand shower, shower head and shared function

Code	Finish	Price
PLTM123C	Chrome	\$ 46
PLTM123BN	Brushed Nickel (PVD)	\$ 57

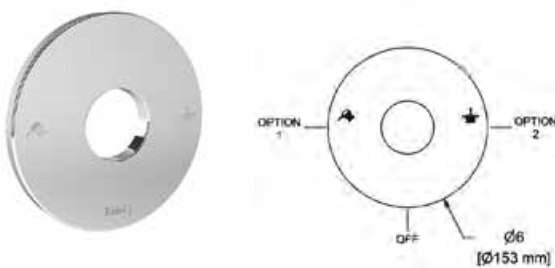
Tub spout and shower head pictograms (2-way coaxial valves)



• Pictograms engraving: Tub spout and shower head

Code	Finish	Price
PLTM044C	Chrome	\$ 46
PLTM044BN	Brushed Nickel (PVD)	\$ 57

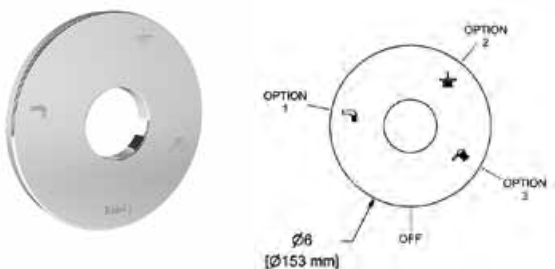
Hand shower and shower head pictograms (2-way coaxial valves)



• Pictograms engraving: Hand shower and shower head

Code	Finish	Price
PLTM144C	Chrome	\$ 46
PLTM144BN	Brushed Nickel (PVD)	\$ 57

Tub spout, shower head and hand shower pictograms (3-way coaxial valves)



• Pictograms engraving: Tub spout, hand shower and shower head

Code	Finish	Price
PLTM045C	Chrome	\$ 46
PLTM045BN	Brushed Nickel (PVD)	\$ 57

1/2" shut-off rough and trim

		<ul style="list-style-type: none"> • ROUGH ONLY 												
		<table border="1"> <thead> <tr> <th>Code</th> <th>Description</th> <th>Price</th> </tr> </thead> <tbody> <tr> <td>R20</td> <td>—</td> <td>\$ 101</td> </tr> </tbody> </table>	Code	Description	Price	R20	—	\$ 101						
Code	Description	Price												
R20	—	\$ 101												
			<ul style="list-style-type: none"> • TRIM ONLY 											
			<table border="1"> <thead> <tr> <th>Code</th> <th>Finish</th> <th>Price</th> </tr> </thead> <tbody> <tr> <td>TCSTM20C</td> <td>Chrome</td> <td>\$ 62</td> </tr> <tr> <td>TCSTM20BN</td> <td>Brushed Nickel (PVD)</td> <td>\$ 109</td> </tr> </tbody> </table>	Code	Finish	Price	TCSTM20C	Chrome	\$ 62	TCSTM20BN	Brushed Nickel (PVD)	\$ 109		
Code	Finish	Price												
TCSTM20C	Chrome	\$ 62												
TCSTM20BN	Brushed Nickel (PVD)	\$ 109												

1/2" shut-off valve

		<ul style="list-style-type: none"> • 1/2" inlet female NPT • 1/2" ceramic cartridge 									
		<table border="1"> <thead> <tr> <th>Code</th> <th>Finish</th> <th>Price</th> </tr> </thead> <tbody> <tr> <td>CSTM20C</td> <td>Chrome</td> <td>\$ 163</td> </tr> <tr> <td>CSTM20BN</td> <td>Brushed Nickel (PVD)</td> <td>\$ 210</td> </tr> </tbody> </table>	Code	Finish	Price	CSTM20C	Chrome	\$ 163	CSTM20BN	Brushed Nickel (PVD)	\$ 210
Code	Finish	Price									
CSTM20C	Chrome	\$ 163									
CSTM20BN	Brushed Nickel (PVD)	\$ 210									

Type T (thermostatic) 1/2" external bar

		<ul style="list-style-type: none"> • 3/4" inlet female • Ceramic cartridge • 1/2" male X 3/4" male adaptor • Thermostatic cartridge • 29.5 L/min, 7.8 gpm (US) 60psi 						
		<table border="1"> <thead> <tr> <th>Code</th> <th>Finish</th> <th>Price</th> </tr> </thead> <tbody> <tr> <td>CSTM77C</td> <td>Chrome</td> <td>\$ 258</td> </tr> </tbody> </table>	Code	Finish	Price	CSTM77C	Chrome	\$ 258
Code	Finish	Price						
CSTM77C	Chrome	\$ 258						

Type T (thermostatic) 1/2" external bar with spout

		<ul style="list-style-type: none"> • 3/4" inlet female • Ceramic cartridge • 1/2" male X 3/4" male adaptor • Thermostatic cartridge • Diverter • 17 L/min, 4.5 gpm (US) 60psi 						
		<table border="1"> <thead> <tr> <th>Code</th> <th>Finish</th> <th>Price</th> </tr> </thead> <tbody> <tr> <td>CSTM81C</td> <td>Chrome</td> <td>\$ 386</td> </tr> </tbody> </table>	Code	Finish	Price	CSTM81C	Chrome	\$ 386
Code	Finish	Price						
CSTM81C	Chrome	\$ 386						

Horizontal extensions kit

		<ul style="list-style-type: none"> • 1/2" inlet female NPT • 3/4" outlet male • Pair 						
		<table border="1"> <thead> <tr> <th>Code</th> <th>Finish</th> <th>Price</th> </tr> </thead> <tbody> <tr> <td>EXT77C</td> <td>Chrome</td> <td>\$ 66</td> </tr> </tbody> </table>	Code	Finish	Price	EXT77C	Chrome	\$ 66
Code	Finish	Price						
EXT77C	Chrome	\$ 66						

Suggested assemblies

Duo shower rail with Type T (thermostatic) 1/2" external bar



- 3/4" inlet female
- 1/2" male X 3/4" male adaptor
- Ceramic cartridge/diverter
- Thermostatic cartridge
- 428, 23 cm (9") plastic shower head
- 4380, 3-jet hand shower
- Ø 24mm (1") Slide Bar
- Expandable rail

Code	Finish	Price
CSTM57C	Chrome	\$ 824

cUPC®



Duo shower rail with Type T (thermostatic) 1/2" external bar



- 3/4" inlet female
- 1/2" male X 3/4" male adaptor
- Ceramic cartridge/diverter
- Thermostatic cartridge
- 4365, 2-jet hand shower
- 458, 20 cm (8") plastic shower head
- Ø 24mm (1") Slide Bar
- Expandable rail

Code	Finish	Price
CSTQ57C	Chrome	\$ 824

cUPC®



Suggested assemblies

Assembly #4077CSTM



UPC®



Description	Code	C
Type T (thermostatic) ½" external bar	CSTM77	\$ 258
Hand shower rail	5055	\$ 195
Total		\$ 453

Assembly #4181CSTM



UPC®



Description	Code	C
Type T (thermostatic) bar with diverter and tub spout	CSTM81	\$ 386
Hand shower rail	5055	\$ 195
Total		\$ 581

Other components available in *Bath and Shower Components* section.

Suggested assemblies

Assembly #54CSTM



Description	Code	C	BN
Type P valve trim	TCSTM51	\$ 204	\$ 299
Type P valve rough	R51 ¹	\$ 131	\$ 131
Hand shower rail	5055	\$ 195	\$ 301
Elbow supply	775	\$ 36	\$ 61
Total		\$ 566	\$ 792

1. Add -SPEX for PEX connection and -EX for Expansion PEX connection

Assembly #4744CSTM



Description	Code	C	BN
2-way no share Type T/P coaxial valve trim	TCSTM44	\$ 354	\$ 425
2-way Type T/P coaxial valve rough	R23 ¹	\$ 163	\$ 163
2-jet shower head with arm	366	\$ 140	\$ 176
Wall-mount tub spout	867	\$ 105	\$ 136
Total		\$ 762	\$ 900

1. Add -SPEX for PEX connection and -EX for Expansion PEX connection

Suggested assemblies

Assembly #323CSTM



UPC®



Description	Code	C	BN
2-way Type T/P coaxial valve trim	TCSTM23	\$ 354	\$ 425
2-way Type T/P coaxial valve rough	R23 ¹	\$ 163	\$ 163
Hand shower rail	5055	\$ 195	\$ 301
20 cm (8") shower head	468	\$ 230	\$ 269
40 cm (16") shower arm	503	\$ 70	\$ 116
Elbow supply	775	\$ 36	\$ 61
Total		\$ 1048	\$ 1335

1. Add *-SPEX* for PEX connection and *-EX* for Expansion PEX connection

Assembly #1345CSTM



UPC®



Description	Code	C	BN
3-way Type T/P coaxial valve trim	TCSTM45	\$ 344	\$ 419
3-way Type T/P coaxial valve rough	R45 ¹	\$ 227	\$ 227
Hand shower rail	5055	\$ 195	\$ 301
20 cm (8") shower head	468	\$ 230	\$ 269
50 cm (20") shower arm	513	\$ 88	\$ 140
Elbow supply	775	\$ 36	\$ 61
Wall-mount tub spout	867	\$ 105	\$ 136
Total		\$ 1225	\$ 1553

1. Add *-SPEX* for PEX connection and *-EX* for Expansion PEX connection

Other components available in *Bath and Shower Components* section.

Suggested assemblies

Assembly #446CSTM



UPC®

Description	Code	C	BN
4-way Type T/P coaxial valve trim	TCSTM46	\$ 665	\$ 816
4-way Type T/P 3/4" coaxial valve	R46	\$ 348	\$ 348
Hand shower rail	5055	\$ 195	\$ 301
20 cm (8") shower head	468	\$ 230	\$ 269
40 cm (16") shower arm	503	\$ 70	\$ 116
Body jet	390 (x4)	\$ 424	\$ 648
Elbow supply	775	\$ 36	\$ 61
Total		\$ 1968	\$ 2559

Assembly #783CSTM



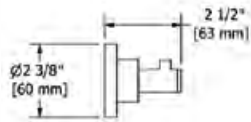
UPC®

Description	Code	C
4-way Type T/P 3/4" coaxial complete valve	CSTM83	\$ 1131
Hand shower rail	5055(x2)	\$ 390
30 cm (12") shower head	472	\$ 423
40 cm (16") shower arm	503	\$ 70
Spin tile body jet	369 ⁴ (x4)	\$ 1004
Elbow supply with shut-off valve	790 (x2)	\$ 262
Total		\$ 3280

4. These items must be ordered at the same time as the valve rough

Star accessories

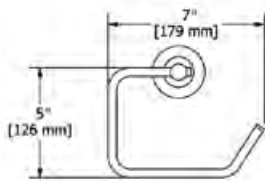
Robe hook



• 4 anchor points

Code	Finish	Price
ST0C	Chrome	\$ 61
ST0BN	Brushed Nickel (PVD)	\$ 101

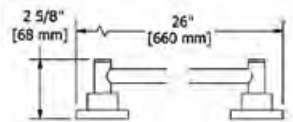
Paper holder



• 4 anchor points

Code	Finish	Price
ST3C	Chrome	\$ 101
ST3BN	Brushed Nickel (PVD)	\$ 138

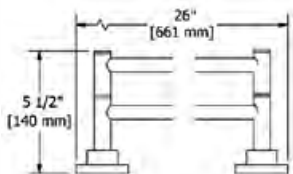
24" towel bar



• 4 anchor points

Code	Finish	Price
ST5C	Chrome	\$ 176
ST5BN	Brushed Nickel (PVD)	\$ 238

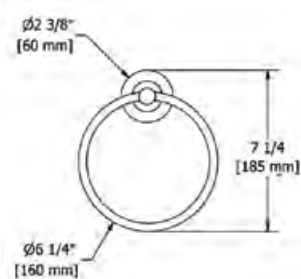
24" double towel bar



• 4 anchor points

Code	Finish	Price
ST6C	Chrome	\$ 263
ST6BN	Brushed Nickel (PVD)	\$ 365

Towel ring

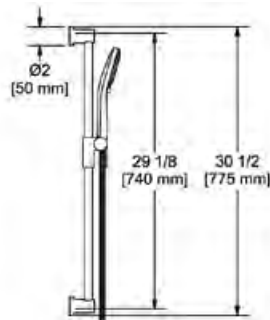


• 4 anchor points

Code	Finish	Price
ST7C	Chrome	\$ 85
ST7BN	Brushed Nickel (PVD)	\$ 119

Bath and shower components

Hand shower rail



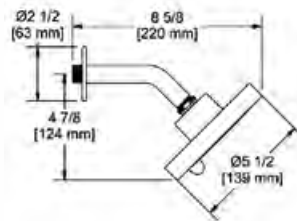
- Easy-Glide left cursor
- Ø22 mm (7/8") slide bar
- 4358, 3-jet hand shower
- Scale-free
- 150 cm (59") double interlock flexible hose, **swivel** and 2 check valves
- **7.6 L/min, 2.0 gpm (US) 60psi**

©UPC®

• Add -15 for flow rate 5.69 L/min, 1.5 gpm (US) 60psi

Product	Finish	Price	-15
5055C	Chrome	\$ 195	\$ 209
5055BN	Brushed Nickel (PVD)	\$ 301	\$ 313

2-jet shower head with arm



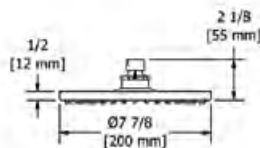
- Six positions
- 2 jets: luxurious, invigorating
- Shower arm with round flange
- Scale-free
- **Swivel**
- **7.6 L/min, 2.0 gpm (US) 60psi**

©UPC®

• Add -15 for flow rate 5.69 L/min, 1.5 gpm (US) 60psi

Product	Finish	Price	-15
366C	Chrome	\$ 140	\$ 153
366BN	Brushed Nickel (PVD)	\$ 176	\$ 188

8" shower head



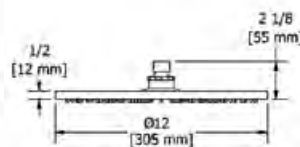
- 1/2" inlet female
- Scale-free
- **Swivel**
- **7.6 L/min, 2.0 gpm (US) 60psi**

©UPC®

• Add -15 for flow rate 5.69 L/min, 1.5 gpm (US) 60psi

Product	Finish	Price	-15
468C	Chrome	\$ 230	\$ 242
468BN	Brushed Nickel (PVD)	\$ 269	\$ 280

12" shower head



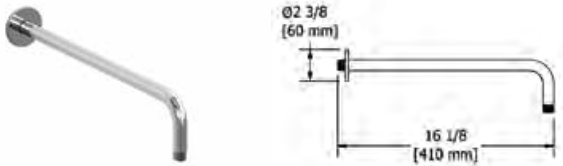
- 1/2" inlet female
- Scale-free
- **Swivel**
- **7.6 L/min, 2.0 gpm (US) 60psi**

©UPC®

Product	Finish	Price	-
472C	Chrome	\$ 423	-
472BN	Brushed Nickel (PVD)	\$ 507	-

Bath and shower components

16" shower arm



- 1/2" inlet male NPT
- Round flange

Code	Finish	Price
503C	Chrome	\$ 70
503BN	Brushed Nickel (PVD)	\$ 116

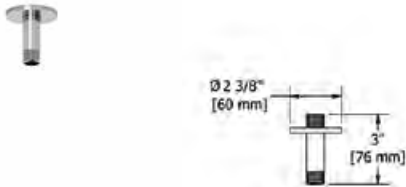
20" shower arm



- 1/2" inlet male NPT
- Round flange

Code	Finish	Price
513C	Chrome	\$ 88
513BN	Brushed Nickel (PVD)	\$ 140

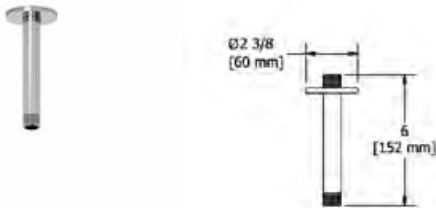
3" vertical shower arm



- 1/2" inlet male NPT
- Round flange

Code	Finish	Price
509C	Chrome	\$ 31
509BN	Brushed Nickel (PVD)	\$ 53

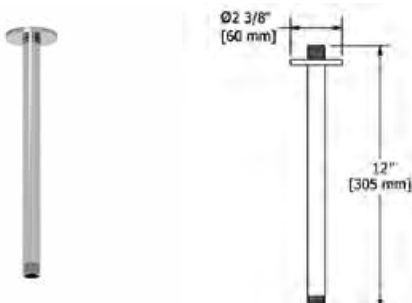
6" vertical shower arm



- 1/2" inlet male NPT
- Round flange

Code	Finish	Price
508C	Chrome	\$ 35
508BN	Brushed Nickel (PVD)	\$ 59

12" vertical shower arm

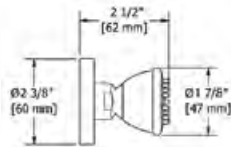


- 1/2" inlet male NPT
- Round flange

Code	Finish	Price
507C	Chrome	\$ 58
507BN	Brushed Nickel (PVD)	\$ 86

Bath and shower components

Body jet

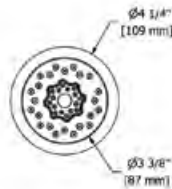


cUPC®

- ½" inlet female NPT
- Directional
- Scale-free
- 2 à/to 6 L/min, 0.5 à/to 1.6 gpm (US) 60psi

Code	Finish	Price
390C	Chrome	\$ 106
390BN	Brushed Nickel (PVD)	\$ 162

2-jet tile body jet

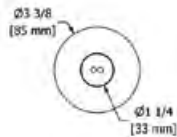


cUPC®

- ½" inlet male NPT
- Directional
- 2-jet
- Scale-free
- 6.2 L/min, 1.6 gpm (US) 60psi

Code	Finish	Price
324C	Chrome	\$ 116

Spin tile body jet



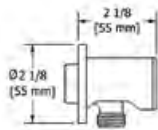
cUPC®

- ½" inlet male NPT
- Rotating jet
- **Special rough included**
- 3.7 L/min, 1 gpm (US) 60psi

* Must be ordered at the same time as the valve rough

Code	Finish	Price
369C	Chrome	\$ 251

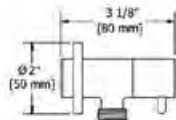
Elbow supply



- ½" inlet female NPT
- ½" outlet male
- Adjustable depth

Code	Finish	Price
775C	Chrome	\$ 36
775BN	Brushed Nickel (PVD)	\$ 61

Elbow supply with shut-off valve

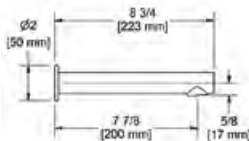


cUPC®

- ½" inlet female NPT
- Ceramic cartridge
- ½" outlet male
- Adjustable depth

Code	Finish	Price
790C	Chrome	\$ 131
790BN	Brushed Nickel (PVD)	\$ 195

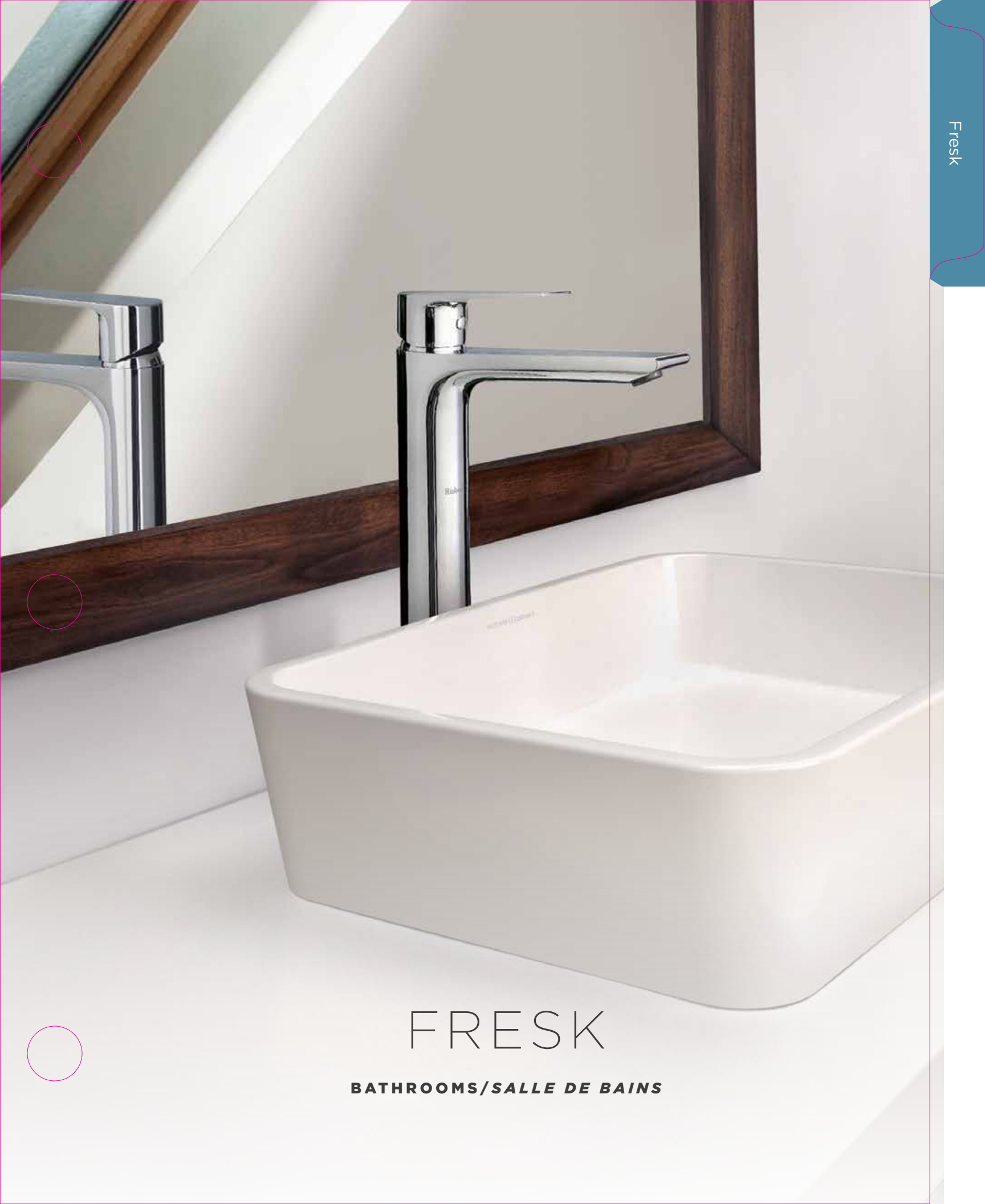
Wall-mount tub spout



cUPC®

- ½" copper slip fit inlet
- Brass

Code	Finish	Price
867C	Chrome	\$ 105
867BN	Brushed Nickel (PVD)	\$ 136



FRESK

BATHROOMS/SALLE DE BAINS

FRESK

AVAILABLE FINISHES | CHOIX DE FINIS



C

Chrome



BN

Brushed Nickel
Nickel brossé

Some products are
not available in all
the illustrated finishes.

*Certains produits
ne sont pas disponibles
dans tous les finis illustrés.*

ACCESSORIES | ACCESSOIRES

PARADOX



Robe Hook
Crochet



Paper Holder
Porte-papier



Towel Ring
Anneau à serviette



Towel Bar
Porte-serviette

More models available | *D'autres modèles sont disponibles*



Single hole lavatory faucet

UPC® PX ADA

- 3/8" speedway compression
- Ceramic cartridge
- Push drain
- *Jan. 2020 : gpm will decrease to respect new regulations
- 5.7 L/min, 1.5 gpm (US) 60psi

- Add -05 for flow rate 1.9 L/min, 0.5 gpm (US) 60psi
- Add -10 for flow rate 3.7 L/min, 1 gpm (US) 60psi

Product	Finish	Price	-05/-10
FRS01C	Chrome	\$ 353	\$ 365
FRS01BN	Brushed Nickel (PVD)	\$ 434	\$ 448

Single hole lavatory faucet

UPC® PX ADA

- 3/8" speedway compression
- Ceramic cartridge
- No drain
- *Jan. 2020 : gpm will decrease to respect new regulations
- 5.7 L/min, 1.5 gpm (US) 60psi

- Add -05 for flow rate 1.9 L/min, 0.5 gpm (US) 60psi
- Add -10 for flow rate 3.7 L/min, 1 gpm (US) 60psi

Product	Finish	Price	-05/-10
FRS00C	Chrome	\$ 329	\$ 341
FRS00BN	Brushed Nickel (PVD)	\$ 412	\$ 424

Single hole lavatory faucet

UPC® PX WaterSense ADA

- 3/8" speedway compression
- Ceramic cartridge
- No drain
- *Jan. 2020 : gpm will decrease to respect new regulations
- 5.7 L/min, 1.5 gpm (US) 60psi

- Add -05 for flow rate 1.9 L/min, 0.5 gpm (US) 60psi
- Add -10 for flow rate 3.7 L/min, 1 gpm (US) 60psi

Product	Finish	Price	-05/-10
FRL01C	Chrome	\$ 507	\$ 518
FRL01BN	Brushed Nickel (PVD)	\$ 623	\$ 636

8" lavatory faucet

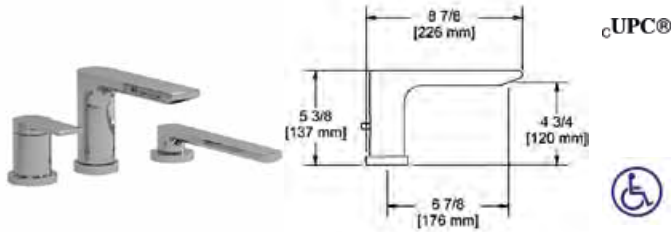
UPC® PX WaterSense ADA

- 3/8" speedway compression
- Ceramic cartridge
- Push drain
- *Jan. 2020 : gpm will decrease to respect new regulations
- 5.7 L/min, 1.5 gpm (US) 60psi

- Add -05 for flow rate 1.9 L/min, 0.5 gpm (US) 60psi
- Add -10 for flow rate 3.7 L/min, 1 gpm (US) 60psi

Product	Finish	Price	-05/-10
FR08C	Chrome	\$ 514	\$ 525
FR08BN	Brushed Nickel (PVD)	\$ 640	\$ 652

3-piece deck-mount tub filler with hand shower



- 1/2" inlet male NPT
- 1-jet hand shower/scale-free
- Ceramic cartridge
- 33 L/min, 8.7 gpm (US) 60psi

Add **-EX** for **EXPANSION PEX** connection
Add **-SPEX** for **PEX** connection

Code	Finish	Price
FR10C	Chrome	\$ 775
FR10BN	Brushed Nickel (PVD)	\$ 995

3-piece deck-mount tub filler rough



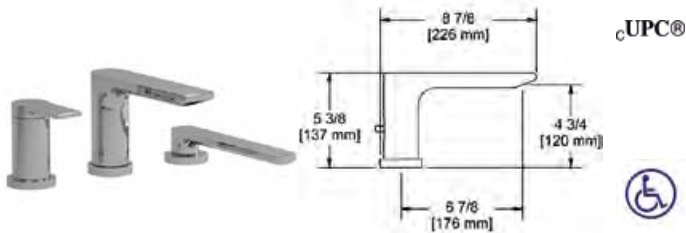
- **ROUGH ONLY**

Code	Description	Price
RHTB	1/2" male NPT connections	\$ 207
RHTB-SPEX	PEX connections	\$ 207
RHTB-EX	EXPANSION PEX connections	\$ 207

- **TRIM ONLY**

Code	Finish	Price
TFR10C	Chrome	\$ 568
TFR10BN	Brushed Nickel (PVD)	\$ 788

3-piece Type P (pressure balance) deck-mount tub filler with hand shower



- 1/2" inlet male NPT
- 1-jet hand shower/scale-free
- Ceramic cartridge
- 33 L/min, 8.7 gpm (US) 60psi

Add **-EX** for **EXPANSION PEX** connection
Add **-SPEX** for **PEX** connection

Code	Finish	Price
FR16C	Chrome	\$ 855
FR16BN	Brushed Nickel (PVD)	\$ 1115

3-piece deck-mount tub filler rough



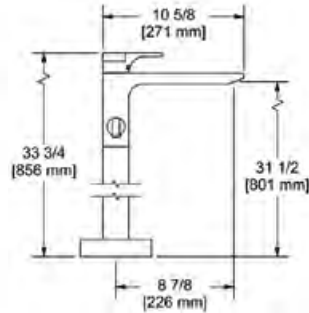
- **ROUGH ONLY**

Code	Description	Price
RHTB	1/2" male NPT connections	\$ 207
RHTB-SPEX	PEX connections	\$ 207
RHTB-EX	EXPANSION PEX connections	\$ 207

- **TRIM ONLY**

Code	Finish	Price
TFR16C	Chrome	\$ 648
TFR16BN	Brushed Nickel (PVD)	\$ 908

2-way Type T (thermostatic) coaxial floor-mount tub filler with hand shower



cUPC®



- 1/2" inlet male NPT
- Thermostatic coaxial cartridge with check valves
- 1-jet hand shower/scale-free
- 2 parts: rough and trim
- 2 check valves
- 23 L/min, 6.0 gpm (US) 60psi

Add **-EX** for **EXPANSION PEX** connection
Add **-SPEX** for **PEX** connection

Code	Finish	Price
FR39C	Chrome	\$ 1940
FR39BN	Brushed Nickel (PVD)	\$ 2539

Floor-mount tub filler rough



cUPC®

• ROUGH ONLY

Code	Description	Price
RHFS	1/2" male NPT connections	\$ 220
RHFS-SPEX	PEX connections	\$ 220
RHFS-EX	EXPANSION PEX connections	\$ 220

• TRIM ONLY

Code	Finish	Price
TFR39C	Chrome	\$ 2319
TFR39BN	Brushed Nickel (PVD)	\$ 1720

Rough and concrete floor installation box



cUPC®

• ROUGH ONLY

Code	Description	Price
RHBX-EX	EXPANSION PEX connections	\$ 442

• TRIM ONLY

Code	Finish	Price
TFR39C	Chrome	\$ 2319
TFR39BN	Brushed Nickel (PVD)	\$ 1720

Fresk

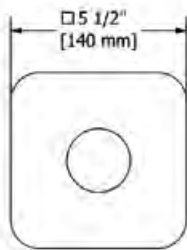


Type P (pressure balance) valve



R51	\$ 131	R51-SPEX	\$ 131	R51-EX	\$ 131
<ul style="list-style-type: none"> • Rough only • 1/2" inlet male NPT or sweat • 1/2" outlet male NPT or sweat • Service valves • Test cap • TXX51XX trim required to complete 		<ul style="list-style-type: none"> • Rough only • 1/2" inlet PEX • 1/2" shower outlet PEX • 3/4" bath outlet PEX or 1/2" sweat • Service valves • Test cap • TXX51XX trim required to complete 		<ul style="list-style-type: none"> • Rough only • 1/2" inlet EXPANSION PEX • 1/2" shower outlet EXPANSION PEX • 3/4" bath outlet EXPANSION PEX or 1/2" sweat • Service valves • Test cap • TXX51XX trim required to complete 	

Type P (pressure balance) valve and trim



• Trim only

Product	Price
TFR51C	\$ 237
TFR51BN	\$ 354

- 1/2" inlet male NPT or sweat
- 1/2" outlet male NPT or sweat
- Ceramic cartridge and balancing spool with check valves
- Service valves
- Double action: flow and temperature control
- 22 L/min, 5.8 gpm (US) 60psi

Add **-EX** for **EXPANSION PEX** connection

Add **-SPEX** for **PEX** connection

Product	Price
FR51C	\$ 368
FR51BN	\$ 405

UPC®



Connection examples

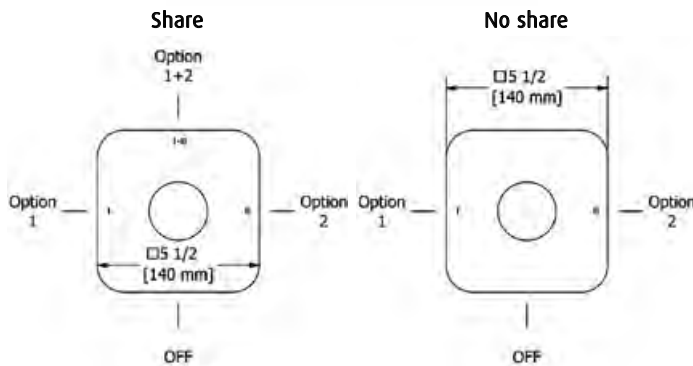


Riowise 2-way Type T/P (thermostatic/pressure balance) coaxial valve



R23	\$ 163	R23-SPEX	\$ 163	R23-EX	\$ 163
<ul style="list-style-type: none"> • Rough only • ½" inlet male NPT or sweat • Two ½" outlets male NPT or sweat • Service valves • Test cap • TXX23XX or TXX44XX trim required to complete 		<ul style="list-style-type: none"> • Rough only • ½" inlet PEX • Two ½" outlets PEX • Service valves • Test cap • TXX23XX or TXX44XX trim required to complete 		<ul style="list-style-type: none"> • Rough only • ½" inlet EXPANSION PEX • Two ½" outlets EXPANSION PEX • Service valves • Test cap • TXX23XX or TXX44XX trim required to complete 	

Riowise 2-way Type T/P (thermostatic/pressure balance) coaxial valve and trim



• Trim only

Product	No share*	Price
TFR23C	TFR44C	\$ 432
TFR23BN	TFR44BN	\$ 558

- ½" inlet male NPT or sweat
- Two ½" outlets male NPT or sweat
- Thermostatic/pressure balance coaxial cartridge with check valves
- 4 positions (OFF, 1, 1 and 2, 2) share
- 3 positions (OFF, 1, 2) no share *
- Service valves
- 24 L/min, 6.3 gpm (US) 60psi

Add **-EX** for **EXPANSION PEX** connection
 Add **-SPEX** for **PEX** connection

Product	No share*	Price
FR23C	FR44C	\$ 595
FR23BN	FR44BN	\$ 721

UPC®

Connection examples

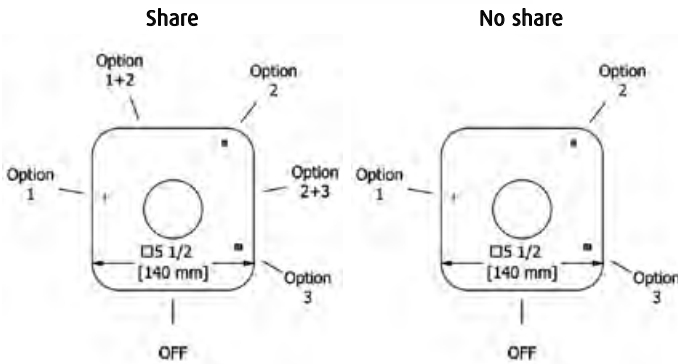


Riowise 3-way Type T/P (thermostatic/pressure balance) coaxial valve



R45	\$ 227	R45-SPEX	\$ 227	R45-EX	\$ 227
<ul style="list-style-type: none"> • Rough only • 1/2" inlet male NPT or sweat • Three 1/2" outlets male NPT or sweat • Service valves • Test cap • TXX45XX or TXX47XX trim to complete 		<ul style="list-style-type: none"> • Rough only • 1/2" inlet PEX • Three 1/2" outlets PEX • Service valves • Test cap • TXX45XX or TXX47XX trim to complete 		<ul style="list-style-type: none"> • Rough only • 1/2" inlet EXPANSION PEX • Three 1/2" outlets EXPANSION PEX • Service valves • Test cap • TXX45XX or TXX47XX trim to complete 	

Riowise 3-way Type T/P (thermostatic/pressure balance) coaxial valve and trim



• Trim only

Product	No share*	Price
TFR45C	TFR47C	\$ 419
TFR45BN	TFR47BN	\$ 555

- 1/2" inlet male NPT or sweat
- Three 1/2" outlets male NPT or sweat
- Thermostatic/pressure balance coaxial cartridge with check valves
- Service valves
- 6 positions (OFF, 1, 1 and 2, 2, 2 and 3, 3) share
- 4 positions (OFF, 1, 2, 3) no share*
- 24 L/min, 6.3 gpm (US) 60psi
- 19 L/min, 5.0 gpm (US) 60psi no share*

Add **-EX** for **EXPANSION PEX** connection
 Add **-SPEX** for **PEX** connection

Product	No share*	Price
FR45C	FR47C	\$ 646
FR45BN	FR47BN	\$ 782

Connection examples



Riowise 4-way Type T/P (thermostatic/pressure balance) 3/4" coaxial valve

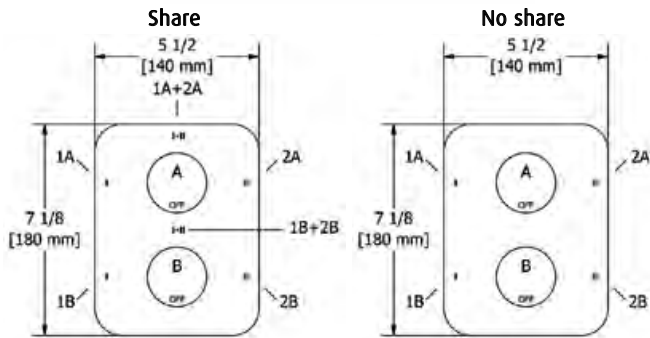


R46

\$ 348

- Rough only
- 3/4" inlet male NPT
- Must be supplied with minimum 3/4" PEX , 3/4" EXPANSION PEX or 1/2" copper
- Service valves
- Test cap
- Four 1/2" outlets female NPT
- TXX46XX or TXX88XX trim required to complete

Riowise 4-way Type T/P (thermostatic/pressure balance) 3/4" coaxial valve and trim



UPC®

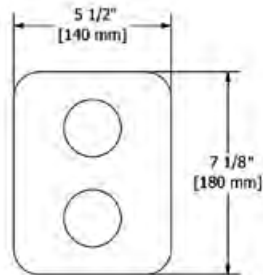

• Trim only

Product	No share*	Price
TFR46C	TFR88C	\$ 817
TFR46BN	TFR88BN	\$ 887

- 3/4" inlet male NPT
- Must be supplied with minimum 3/4" PEX , 3/4" EXPANSION PEX or 1/2" copper
- 2 thermo/pressure balance coaxial cartridges with check valves
- 4 integrated volume controls
- **2 different temperatures**
- Service valves
- Four 1/2" outlets female NPT
- **38 L/min, 10 gpm (US) 60psi**
- **37 L/min, 9.8 gpm (US) 60psi no share ***

Product	No share*	Price
FR46C	FR88C	\$ 1165
FR46BN	FR88BN	\$ 1235

4-way Type T/P (thermostatic/pressure balance) 3/4" coaxial complete valve



UPC®

- 3/4" inlet male NPT, dedicated main water supply required
- 2 thermo/pressure balance coaxial cartridges with check valves
- 2 integrated volume controls
- **2 different temperatures**
- 4 outlets: two 1/2" outlets male NPT and two 3/4" outlets male NPT or 1/2" female NPT
- Service valves
- **76 L/min, 20 gpm (US) 60psi**

Code	Finish	Price
FR83C	Chrome	\$ 1295
FR83BN	Brushed Nickel (PVD)	\$ 1482

Suggested assemblies

Assembly #54FR



UPC®

Description	Code	C	BN
Type P valve trim	TFR51	\$ 237	\$ 354
Type P valve rough	R51 ¹	\$ 131	\$ 131
Hand shower rail	4835	\$ 312	\$ 519
Elbow supply	772	\$ 79	\$ 106
Total		\$ 759	\$ 1110

1. Add -SPEX for PEX connection and -EX for Expansion PEX connection

Assembly #4744FR



UPC®

Description	Code	C	BN
2-way no share Type T/P coaxial valve trim	TFR44	\$ 432	\$ 558
2-way Type T/P coaxial valve rough	R23 ¹	\$ 163	\$ 163
2-jet shower head with arm	376	\$ 188	\$ 235
Wall-mount tub spout	FR80	\$ 282	\$ 360
Total		\$ 1065	\$ 1316

1. Add -SPEX for PEX connection and -EX for Expansion PEX connection

Other components available in *Bath and Shower Components* section.

Suggested assemblies

Assembly #323FR



UPC®

Description	Code	C	BN
2-way Type T/P coaxial valve trim	TFR23	\$ 432	\$ 558
2-way Type T/P coaxial valve rough	R23'	\$ 163	\$ 163
Hand shower rail	4835	\$ 312	\$ 519
20 cm (8") shower head	478	\$ 328	\$ 458
40 cm (16") shower arm	574	\$ 107	\$ 144
Elbow supply	772	\$ 79	\$ 106
Total		\$ 1421	\$ 1948

1. Add *-SPEX* for PEX connection and *-EX* for Expansion PEX connection

Assembly #1345FR



UPC®

Description	Code	C	BN
3-way Type T/P coaxial valve trim	TFR45	\$ 419	\$ 555
3-way Type T/P coaxial valve rough	R45'	\$ 227	\$ 227
Hand shower rail	4835	\$ 312	\$ 519
20 cm (8") shower head	478	\$ 328	\$ 458
50 cm (20") shower arm	573	\$ 124	\$ 173
Elbow supply	772	\$ 79	\$ 106
Wall-mount tub spout	FR80	\$ 282	\$ 360
Total		\$ 1771	\$ 2398

1. Add *-SPEX* for PEX connection and *-EX* for Expansion PEX connection

Fresk



Suggested assemblies

Assembly #446FR



Description	Code	C	BN
4-way Type T/P coaxial valve trim	TFR46	\$ 817	\$ 887
4-way Type T/P ¾" coaxial valve rough	R46	\$ 348	\$ 348
Hand shower rail	4835	\$ 312	\$ 519
20 cm (8") shower head	478	\$ 328	\$ 458
40 cm (16") shower arm	574	\$ 107	\$ 144
Body jet	377(x4)	\$ 512	\$ 760
Elbow supply	772	\$ 79	\$ 106
Total		\$ 2503	\$ 3222

Assembly #783FR



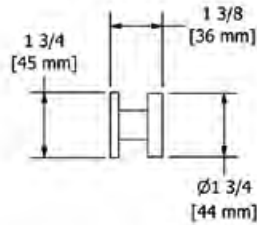
Description	Code	C
4-way Type T/P ¾" coaxial complete valve	FR83	\$ 1295
Hand shower rail	4835(x2)	\$ 624
30 cm (12") shower head	482	\$ 552
40 cm (16") shower arm	574	\$ 107
Spin tile body jet	379 ⁴ (x4)	\$ 1100
Elbow supply with shut-off valve	777 (x2)	\$ 276
Total		\$ 3954

4. These items must be ordered at the same time as the valve rough

Other components available in *Bath and Shower Components* section.

Paradox accessories

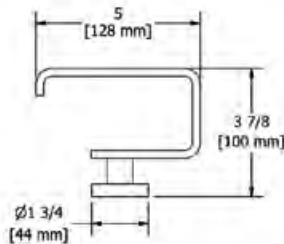
Robe hook



- 2 anchor points

Code	Finish	Price
PX0C	Chrome	\$ 61
PX0BN	Brushed Nickel (PVD)	\$ 91

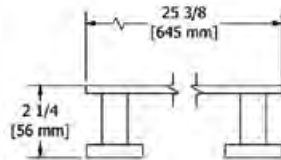
Paper holder



- 2 anchor points

Code	Finish	Price
PX3C	Chrome	\$ 86
PX3BN	Brushed Nickel (PVD)	\$ 144

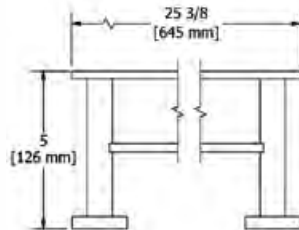
24" towel bar



- 2 anchor points

Code	Finish	Price
PX5C	Chrome	\$ 179
PX5BN	Brushed Nickel (PVD)	\$ 264

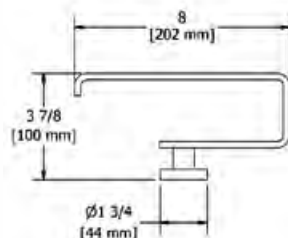
24" double towel bar



- 2 anchor points

Code	Finish	Price
PX6C	Chrome	\$ 300
PX6BN	Brushed Nickel (PVD)	\$ 436

Towel ring

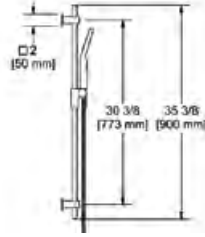


- 2 anchor points

Code	Finish	Price
PX7C	Chrome	\$ 104
PX7BN	Brushed Nickel (PVD)	\$ 161

Bath and shower components

Hand shower rail



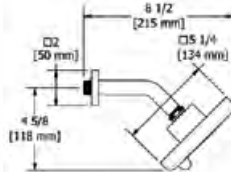
- Easy-Glide left cursor
- 4365, 2-jet hand shower
- Ø19 mm (¾") slide bar
- Scale-free
- 150 cm (59") double interlock flexible hose, **swivel** and 2 check valves
- **7.6 L/min, 2.0 gpm (US) 60psi**

• Add -15 for flow rate 5.69 L/min, 1.5 gpm (US) 60psi

cUPC®

Product	Finish	Price	-15
4835C	Chrome	\$ 312	\$ 324
4835BN	Brushed Nickel (PVD)	\$ 519	\$ 529

2-jet shower head with arm



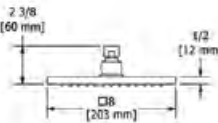
- Six positions
- 2 jets: luxurious, invigorating
- Scale-free
- **Swivel**
- Shower arm with Salome flange with set screw
- **7.6 L/min, 2.0 gpm (US) 60psi**

• Add -15 for flow rate 5.69 L/min, 1.5 gpm (US) 60psi

cUPC®

Product	Finish	Price	-15
376C	Chrome	\$ 188	\$ 198
376BN	Brushed Nickel (PVD)	\$ 235	\$ 247

8" shower head



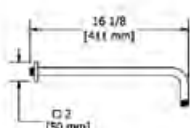
- ½" inlet female
- Scale-free
- **Swivel**
- **7.6 L/min, 2.0 gpm (US) 60psi**

• Add -15 for flow rate 5.69 L/min, 1.5 gpm (US) 60psi

cUPC®

Product	Finish	Price	-15
478C	Chrome	\$ 328	\$ 340
478BN	Brushed Nickel (PVD)	\$ 458	\$ 470


16" shower arm



- ½" inlet male NPT
- Shower arm with Salome flange with set screw

Product	Finish	Price	-
574C	Chrome	\$ 107	-
574BN	Brushed Nickel (PVD)	\$ 144	-

20" shower arm

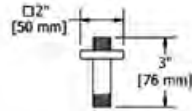


- ½" inlet male NPT
- Shower arm with Salome flange with set screw

Product	Finish	Price	-
573C	Chrome	\$ 124	-
573BN	Brushed Nickel (PVD)	\$ 173	-

Bath and shower components

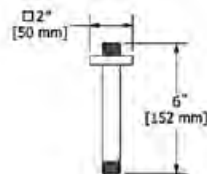
3" vertical shower arm



- 1/2" inlet male NPT
- Shower arm with Salome flange with set screw

Code	Finish	Price
579C	Chrome	\$ 61
579BN	Brushed Nickel (PVD)	\$ 78

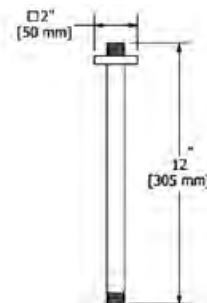
6" vertical shower arm



- 1/2" inlet male NPT
- Shower arm with Salome flange with set screw

Code	Finish	Price
578C	Chrome	\$ 70
578BN	Brushed Nickel (PVD)	\$ 92

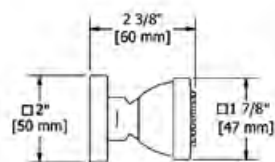
12" vertical shower arm



- 1/2" inlet male NPT
- Shower arm with Salome flange with set screw

Code	Finish	Price
577C	Chrome	\$ 91
577BN	Brushed Nickel (PVD)	\$ 124

Body jet

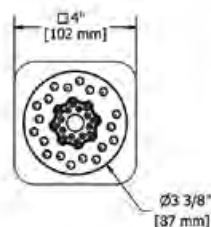


cUPC®

- 1/2" inlet female NPT
- Directional
- Scale-free
- 2 à/to 6 L/min, 0.5 à/to 1.6 gpm (US) 60psi

Code	Finish	Price
377C	Chrome	\$ 128
377BN	Brushed Nickel (PVD)	\$ 190

2-jet tile body jet



cUPC®

- 1/2" inlet male NPT
- Directional
- 2-jet
- Scale-free
- 6.2 L/min, 1.6 gpm (US) 60psi

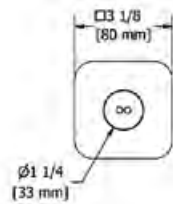
Code	Finish	Price
371C	Chrome	\$ 138

Fresk



Bath and shower components

Spin tile body jet



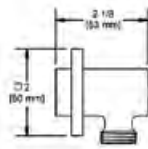
cUPC®

- 1/2" inlet male NPT
- Rotating jet
- **Special rough included**
- 3.7 L/min, 1 gpm (US) 60psi

* Must be ordered at the same time as the valve rough

Code	Finish	Price
379C	Chrome	\$ 275

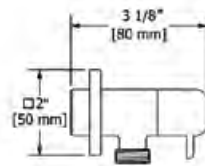
Elbow supply



- 1/2" inlet female NPT
- 1/2" outlet male
- Adjustable depth

Code	Finish	Price
772C	Chrome	\$ 79
772BN	Brushed Nickel (PVD)	\$ 106

Elbow supply with shut-off valve

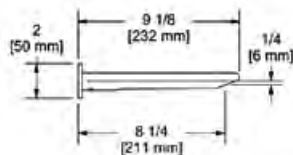


cUPC®

- 1/2" inlet female NPT
- Ceramic cartridge
- 1/2" outlet male
- Adjustable depth

Code	Finish	Price
777C	Chrome	\$ 138

Wall-mount tub spout



cUPC®

- 1/2" copper slip fit inlet
- Brass

Code	Finish	Price
FR80C	Chrome	\$ 282
FR80BN	Brushed Nickel (PVD)	\$ 360

KUBIK

BATHROOMS/SALLE DE BAINS

KUBIK

AVAILABLE FINISHES | CHOIX DE FINIS



C

Chrome



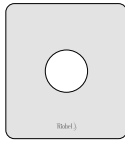
BN*

Brushed Nickel
Nickel brossé

* Finish will be available in August. Some products are not available in all the illustrated finishes.

** Ce fini sera disponible à partir du mois d'août. Certains produits ne sont pas disponibles dans tous les finis illustrés.*

VALVE PLATE | PLAQUE DE DOUCHE



Square
Carrée



Pictogram options
Pictogrammes en option

ACCESSORIES | ACCESSOIRES

KS



Robe Hook
Crochet



Paper Holder
Porte-papier



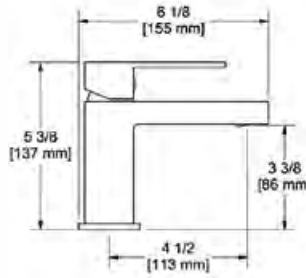
Towel Ring
Anneau à serviette



Towel Bar
Porte-serviette

More models available | *D'autres modèles sont disponibles*

Single hole lavatory faucet



- 3/8" speedway compression
- Ceramic cartridge
- Push drain
- *Jan. 2020 : gpm will decrease to meet new regulations
- 5.7 L/min, 1.5 gpm (US) 60psi

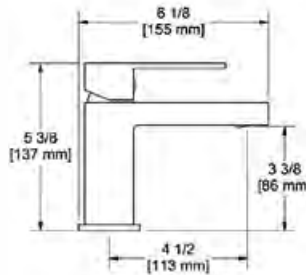
UPC®



- Add -05 for flow rate 1.9 L/min, 0.5 gpm (US) 60psi
- Add -10 for flow rate 3.7 L/min, 1 gpm (US) 60psi

Product	Finish	Price	-05/-10
US01C	Chrome	\$ 304	\$ 318
US01BN	Brushed Nickel (PVD)	\$ 395	\$ 405

Single hole lavatory faucet



- 3/8" speedway compression
- Ceramic cartridge
- No drain
- *Jan. 2020 : gpm will decrease to meet new regulations
- 5.7 L/min, 1.5 gpm (US) 60psi

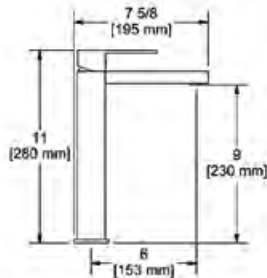
UPC®



- Add -05 for flow rate 1.9 L/min, 0.5 gpm (US) 60psi
- Add -10 for flow rate 3.7 L/min, 1 gpm (US) 60psi

Product	Finish	Price	-05/-10
US00C	Chrome	\$ 279	\$ 293
US00BN	Brushed Nickel (PVD)	\$ 365	\$ 375

Single hole lavatory faucet



- 3/8" speedway compression
- Ceramic cartridge
- No drain
- *Jan. 2020 : gpm will decrease to meet new regulations
- 5.7 L/min, 1.5 gpm (US) 60psi

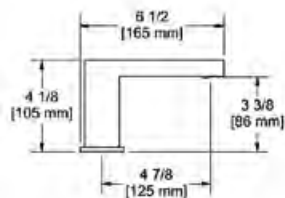
UPC®



- Add -05 for flow rate 1.9 L/min, 0.5 gpm (US) 60psi
- Add -10 for flow rate 3.7 L/min, 1 gpm (US) 60psi

Product	Finish	Price	-05/-10
UL01C	Chrome	\$ 401	\$ 412
UL01BN	Brushed Nickel (PVD)	\$ 520	\$ 530

8" lavatory faucet



- 3/8" speedway compression
- Ceramic cartridge
- Push drain
- *Jan. 2020 : gpm will decrease to meet new regulations
- 5.7 L/min, 1.5 gpm (US) 60psi

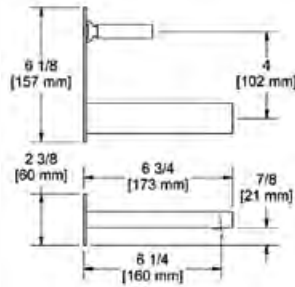
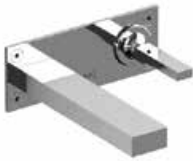
UPC®



- Add -05 for flow rate 1.9 L/min, 0.5 gpm (US) 60psi
- Add -10 for flow rate 3.7 L/min, 1 gpm (US) 60psi

Product	Finish	Price	-05/-10
US08C	Chrome	\$ 508	\$ 547
US08BN	Brushed Nickel (PVD)	\$ 592	\$ 602

Wall-mount lavatory faucet



- 1/2" inlet female NPT
- Ceramic cartridge
- **No drain**
- *Jan. 2020 : gpm will decrease to meet new regulations
- **5.7 L/min, 1.5 gpm (US) 60psi**

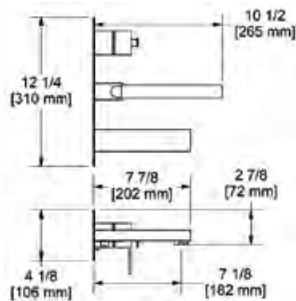
- Add -05 for flow rate 1.9 L/min, 0.5 gpm (US) 60psi
- Add -10 for flow rate 3.7 L/min, 1 gpm (US) 60psi

Product	Finish	Price	-05/-10
US11C	Chrome	\$ 629	\$ 639
US11BN	Brushed Nickel (PVD)	\$ 817	\$ 827

UPC®



Wall-mount Type T/P (thermo/pressure balance) coaxial tub filler with hand shower



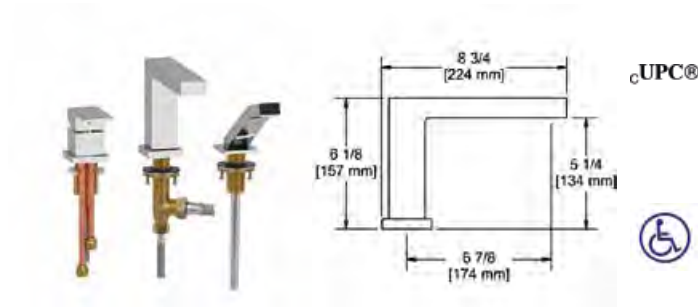
- 1/2" inlet female NPT
- Thermostatic/pressure balance coaxial cartridge with check valves
- Service valves
- 1-jet hand shower/scale-free
- 2-way no-share
- **20.5 L/min, 5.4 gpm (US) 60psi**

Product	Finish	Price	-
US21C	Chrome	\$ 1269	-
US21BN	Brushed Nickel (PVD)	\$ 1649	-

UPC®



3-piece deck-mount tub filler with hand shower



- 1/2" inlet male NPT
- Ceramic cartridge
- 1-jet hand shower/scale-free
- 33 L/min, 8.7 gpm (US) 60psi

Add **-EX** for **EXPANSION PEX** connection
Add **-SPEX** for **PEX** connection

Code	Finish	Price
US10C	Chrome	\$ 816
US10BN	Brushed Nickel (PVD)	\$ 1060

3-piece deck-mount tub filler rough and trim



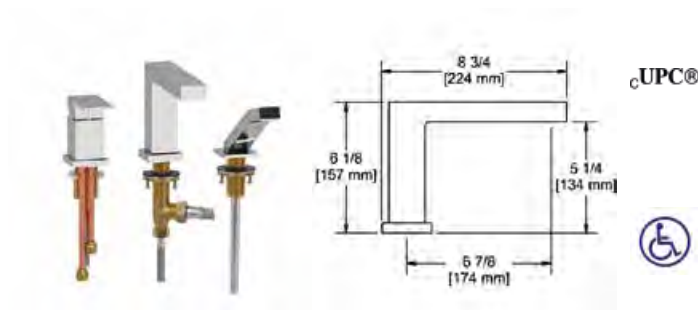
• **ROUGH ONLY**

Code	Description	Price
RHTB	1/2" male NPT connections	\$ 207
RHTB-SPEX	PEX connections	\$ 207
RHTB-EX	EXPANSION PEX connections	\$ 207

• **TRIM ONLY**

Code	Finish	Price
TUS10C	Chrome	\$ 609
TUS10BN	Brushed Nickel (PVD)	\$ 853

3-piece Type P (pressure balance) deck-mount tub filler with hand shower



- 1/2" inlet male NPT
- Ceramic cartridge and balancing spool with check valves
- 1-jet hand shower/scale-free
- 23 L/min, 6.0 gpm (US) 60psi

Add **-EX** for **EXPANSION PEX** connection
Add **-SPEX** for **PEX** connection

Code	Finish	Price
US16C	Chrome	\$ 881
US16BN	Brushed Nickel (PVD)	\$ 1145

3-piece Type P (pressure balance) deck-mount tub filler rough and trim



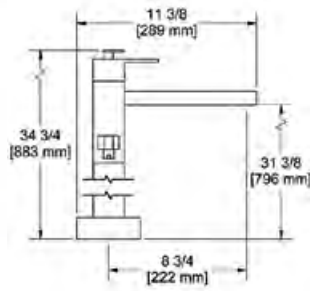
• **ROUGH ONLY**

Code	Description	Price
RHTB	1/2" male NPT connections	\$ 207
RHTB-SPEX	PEX connections	\$ 207
RHTB-EX	EXPANSION PEX connections	\$ 207

• **TRIM ONLY**

Code	Finish	Price
TUS16C	Chrome	\$ 674
TUS16BN	Brushed Nickel (PVD)	\$ 938

2-way Type T (thermostatic) coaxial floor-mount tub filler with hand shower



cUPC®



- 1/2" inlet male NPT
- Thermostatic coaxial cartridge with check valves
- 1-jet hand shower/scale-free
- 2 parts: rough and trim
- 2 check valves
- 23 L/min, 6.0 gpm (US) 60psi

Add **-EX** for **EXPANSION PEX** connection
Add **-SPEX** for **PEX** connection

Code	Finish	Price
US39C	Chrome	\$ 1618
US39BN	Brushed Nickel (PVD)	\$ 2105

Floor-mount tub filler rough and trim



cUPC®

• ROUGH ONLY

Code	Description	Price
RHFS	1/2" male NPT connections	\$ 220
RHFS-SPEX	PEX connections	\$ 220
RHFS-EX	EXPANSION PEX connections	\$ 220

• TRIM ONLY

Code	Finish	Price
TUS39C	Chrome	\$ 1398
TUS39BN	Brushed Nickel (PVD)	\$ 1885

Concrete floor, rough & trim installation box



cUPC®

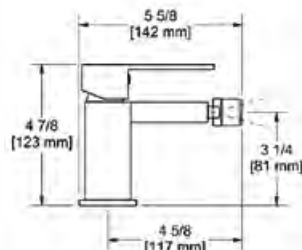
• ROUGH ONLY

Code	Description	Price
RHBX-SPEX	PEX connections	\$ 442
RHBX-EX	EXPANSION PEX connections	\$ 442

• TRIM ONLY

Code	Finish	Price
TUS39C	Chrome	\$ 1398
TUS39BN	Brushed Nickel (PVD)	\$ 1885

Single hole bidet faucet



cUPC®



- Ceramic cartridge
- 3/8" speedway compression
- Pop-up drain

Code	Finish	Price
US13C	Chrome	\$ 422

Kubik

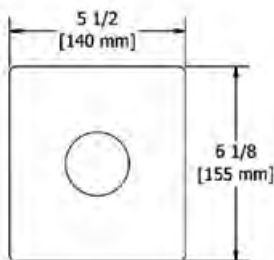


Type P (pressure balance) valve



R51	\$ 131	R51-SPEX	\$ 131	R51-EX	\$ 131
<ul style="list-style-type: none"> • Rough only • ½" inlet male NPT or sweat • ½" outlet male NPT or sweat • Service valves • Test cap • TXX51XX trim required to complete 		<ul style="list-style-type: none"> • Rough only • ½" inlet PEX • ½" shower outlet PEX • ¾" bath outlet PEX or ½" sweat • Service valves • Test cap • TXX51XX trim required to complete 		<ul style="list-style-type: none"> • Rough only • ½" inlet EXPANSION PEX • ½" shower outlet EXPANSION PEX • ¾" bath outlet EXPANSION PEX or ½" sweat • Service valves • Test cap • TXX51XX trim required to complete 	

Type P (pressure balance) valve and trim



• Trim only

Product	Price
TUS51C	\$ 267
TUS51BN	\$ 384

- ½" inlet male NPT or sweat
- ½" outlet male NPT or sweat
- Ceramic cartridge and balancing spool with check valves
- Service valves
- Double action: flow and temperature control
- 22 L/min, 5.8 gpm (US) 60psi

Add -EX for EXPANSION PEX connection

Add -SPEX for PEX connection

Product	Price
US51C	\$ 398
US51BN	\$ 515

UPC®



Connection examples



Kubik

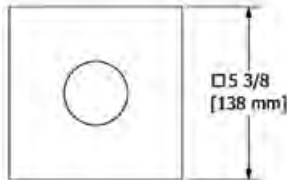


Type P (pressure balance) valve, plastic plate



R51	\$ 131	R51-SPEX	\$ 131	R51-EX	\$ 131
<ul style="list-style-type: none"> • Rough only • 1/2" inlet male NPT or sweat • 1/2" outlet male NPT or sweat • Service valves • Test cap • TXX71XX trim required to complete 		<ul style="list-style-type: none"> • Rough only • 1/2" inlet PEX • 1/2" shower outlet PEX • 3/4" bath outlet PEX or 1/2" sweat • Service valves • Test cap • TXX71XX trim required to complete 		<ul style="list-style-type: none"> • Rough only • 1/2" inlet EXPANSION PEX • 1/2" shower outlet EXPANSION PEX • 3/4" bath outlet EXPANSION PEX or 1/2" sweat • Service valves • Test cap • TXX71XX trim required to complete 	

Type P (pressure balance) valve and trim



• Trim only

Product	Price
TUS71C	\$ 162

- 1/2" inlet male NPT or sweat
- 1/2" outlet male NPT or sweat
- Ceramic cartridge and balancing spool with check valves
- Service valves
- Double action: flow and temperature control
- 22 L/min, 5.8 gpm (US) 60psi

Add **-EX** for **EXPANSION PEX** connection

Add **-SPEX** for **PEX** connection

Product	Price
US71C	\$ 293

UPC®



Connection examples

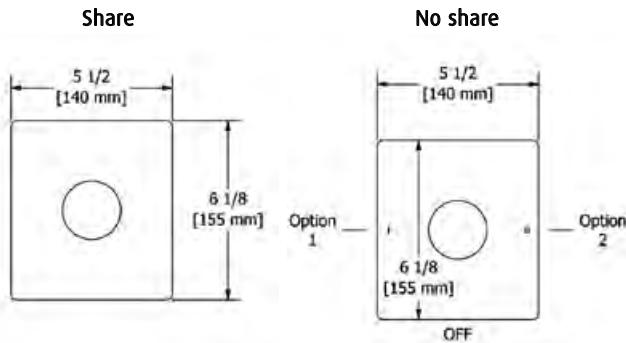


Riowise 2-way Type T/P (thermostatic/pressure balance) coaxial valve



R23	\$ 163	R23-SPEX	\$ 163	R23-EX	\$ 163
<ul style="list-style-type: none"> • Rough only • 1/2" inlet male NPT or sweat • Two 1/2" outlets male NPT or sweat • Service valves • Test cap • TXX23XX or TXX44XX trim required to complete 		<ul style="list-style-type: none"> • Rough only • 1/2" inlet PEX • Two 1/2" outlets PEX • Service valves • Test cap • TXX23XX or TXX44XX trim required to complete 		<ul style="list-style-type: none"> • Rough only • 1/2" inlet EXPANSION PEX • Two 1/2" outlets EXPANSION PEX • Service valves • Test cap • TXX23XX or TXX44XX trim required to complete 	

Riowise 2-way Type T/P (thermostatic/pressure balance) coaxial valve and trim



• Trim only

Product	No share*	Price
TUS23C	TUS44C	\$ 458
TUS23BN	TUS44BN	\$ 644

- 1/2" inlet male NPT or sweat
- Two 1/2" outlets male NPT or sweat
- Thermostatic/pressure balance coaxial cartridge with check valves
- 4 positions (OFF, 1, 1 and 2, 2) share
- 3 positions (OFF, 1, 2) no share *
- Service valves
- 24 L/min, 6.3 gpm (US) 60psi no share *

Add -EX for EXPANSION PEX connection
Add -SPEX for PEX connection

Product	No share*	Price
US23C	US44C	\$ 621
US23BN	US44BN	\$ 807

UPC®

Connection examples

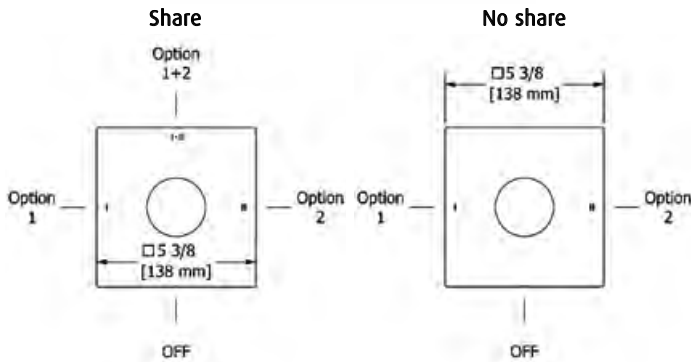


Riowise 2-way Type T/P (thermostatic/pressure balance) coaxial valve, plastic plate



R23	\$ 163	R23-SPEX	\$ 163	R23-EX	\$ 163
<ul style="list-style-type: none"> • Rough only • ½" inlet male NPT or sweat • Two ½" outlets male NPT or sweat • Service valves • Test cap • TXX93XX or TXX94XX trim required to complete 		<ul style="list-style-type: none"> • Rough only • ½" inlet PEX • Two ½" outlets PEX • Service valves • Test cap • TXX93XX or TXX94XX trim required to complete 		<ul style="list-style-type: none"> • Rough only • ½" inlet EXPANSION PEX • Two ½" outlets EXPANSION PEX • Service valves • Test cap • TXX93XX or TXX94XX trim required to complete 	

Riowise 2-way Type T/P (thermostatic/pressure balance) coaxial valve and trim



• Trim only

Product	No share*	Price
TUS93C	TUS94C	\$ 361

- ½" inlet male NPT or sweat
- Two ½" outlets male NPT or sweat
- Thermostatic/pressure balance coaxial cartridge with check valves
- 4 positions (OFF, 1, 1 and 2, 2) share
- 3 positions (OFF, 1, 2) no share *
- Service valves
- 24 L/min, 6.3 gpm (US) 60psi

Add -EX for EXPANSION PEX connection

Add -SPEX for PEX connection

Product	No share*	Price
US93C	US94C	\$ 524

cUPC®



Connection examples

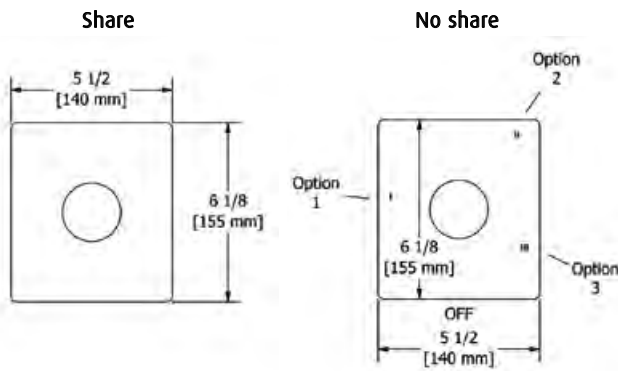


Riowise 3-way Type T/P (thermostatic/pressure balance) coaxial valve



R45	\$ 227	R45-SPEX	\$ 227	R45-EX	\$ 227
<ul style="list-style-type: none"> • Rough only • ½" inlet male NPT or sweat • Three ½" outlets male NPT or sweat • Service valves • Test cap • TXX45XX or TXX47XX trim to complete 		<ul style="list-style-type: none"> • Rough only • ½" inlet PEX • Three ½" outlets PEX • Service valves • Test cap • TXX45XX or TXX47XX trim to complete 		<ul style="list-style-type: none"> • Rough only • ½" inlet EXPANSION PEX • Three ½" outlets EXPANSION PEX • Service valves • Test cap • TXX45XX or TXX47XX trim to complete 	

Riowise 3-way Type T/P (thermostatic/pressure balance) coaxial valve and trim



• Trim only		
Product	No share*	Price
TUS45C	TUS47C	\$ 458
TUS45BN	TUS47BN	\$ 663

- ½" inlet male NPT or sweat
- Three ½" outlets male NPT or sweat
- Thermostatic/pressure balance coaxial cartridge with check valves
- Service valves
- 6 positions (OFF, 1, 1 and 2, 2, 2 and 3, 3) share
- 4 positions (OFF, 1, 2, 3) no share *
- 24 L/min, 6.3 gpm (US) 60psi
- 19 L/min, 5.0 gpm (US) 60psi no share *

Add -EX for EXPANSION PEX connection

Add -SPEX for PEX connection

Product	No share*	Price
US45C	US47C	\$ 685
US45BN	US47BN	\$ 890

UPC®



Connection examples

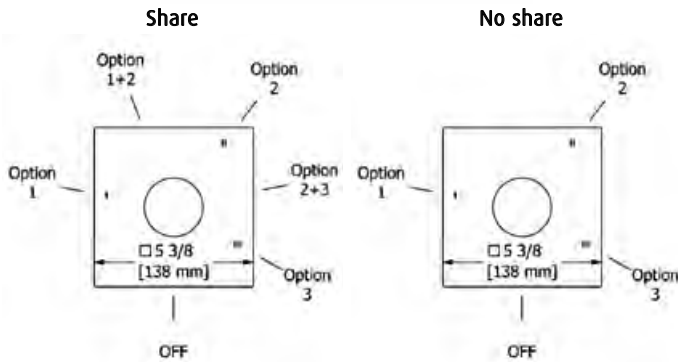


Riowise 3-way Type T/P (thermostatic/pressure balance) coaxial valve, plastic plate



R45	\$ 227	R45-SPEX	\$ 227	R45-EX	\$ 227
<ul style="list-style-type: none"> • Rough only • ½" inlet male NPT or sweat • Three ½" outlets male NPT or sweat • Service valves • Test cap • TXX95XX or TXX97XX trim to complete 		<ul style="list-style-type: none"> • Rough only • ½" inlet PEX • Three ½" outlets PEX • Service valves • Test cap • TXX95XX or TXX97XX trim to complete 		<ul style="list-style-type: none"> • Rough only • ½" inlet EXPANSION PEX • Three ½" outlets EXPANSION PEX • Service valves • Test cap • TXX95XX or TXX97XX trim to complete 	

Riowise 3-way Type T/P (thermostatic/pressure balance) coaxial valve and trim



• Trim only

Product	No share*	Price
TUS95C	TUS97C	\$ 363

- ½" inlet male NPT or sweat
- Three ½" outlets male NPT or sweat
- Thermostatic/pressure balance coaxial cartridge with check valves
- 6 positions (OFF, 1, 1 and 2, 2, 2 and 3, 3) share
- 4 positions (OFF, 1, 2, 3) no share*
- Service valves
- 24 L/min, 6.3 gpm (US) 60psi
- 19 L/min, 5.0 gpm (US) 60psi no share*

Add **-EX** for **EXPANSION PEX** connection

Add **-SPEX** for **PEX** connection

Product	No share*	Price
US95C	US97C	\$ 590

UPC®



Connection examples



Riowise 4-way Type T/P (thermostatic/pressure balance) 3/4" coaxial valve

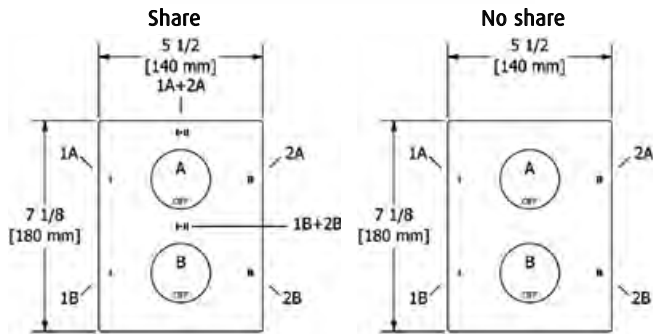


R46

\$ 348

- Rough only
- 3/4" inlet male NPT
- Must be supplied with minimum 3/4" PEX , 3/4" EXPANSION PEX or 1/2" copper
- Service valves
- Test cap
- Four 1/2" outlets female NPT
- TTX46XX or TTX88XX trim required to complete

Riowise 4-way Type T/P (thermostatic/pressure balance) 3/4" coaxial valve and trim



UPC®

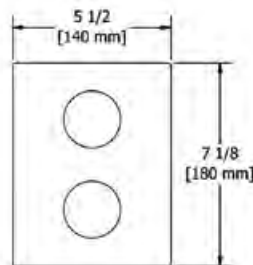
• Trim only

Product	No share*	Price
TUS46C	TUS88C	\$ 864
TUS46BN	TUS88BN	\$ 1227

- 3/4" inlet male NPT
- Must be supplied with minimum 3/4" PEX , 3/4" EXPANSION PEX or 1/2" copper
- 2 thermo/pressure balance coaxial cartridges with check valves
- 4 integrated volume controls
- **2 different temperatures**
- Service valves
- Four 1/2" outlets female NPT
- **38 L/min, 10 gpm (US) 60psi**
- **37 L/min, 9.8 gpm (US) 60psi no share ***

Product	No share*	Price
US46C	US88C	\$ 1212
US46BN	US88BN	\$ 1575

4-way Type T/P (thermostatic/pressure balance) 3/4" coaxial complete valve



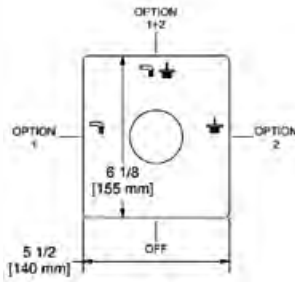
UPC®

- 3/4" inlet male NPT
- 2 thermo/pressure balance coaxial cartridges with check valves
- 2 integrated volume controls
- **2 different temperatures**
- Stop valves
- **76 L/min, 20 gpm (US) 60psi**

Code	Finish	Price
US83C	Chrome	\$ 1348
US83BN	Brushed Nickel (PVD)	\$ 1752

Valve plate with pictogram options

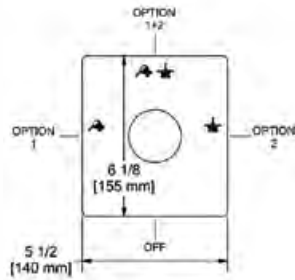
Tub spout and shower head pictograms (2-way coaxial valves)



• Pictograms engraving: Tub spout, shower head and shared function

Code	Finish	Price
PLTQ023C	Chrome	\$ 46
PLTQ023BN	Brushed Nickel (PVD)	\$ 57

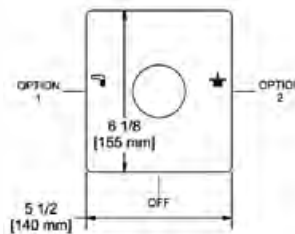
Hand shower and shower head pictograms (2-way coaxial valves)



• Pictograms engraving: Hand shower, shower head and shared function

Code	Finish	Price
PLTQ123C	Chrome	\$ 46
PLTQ123BN	Brushed Nickel (PVD)	\$ 57

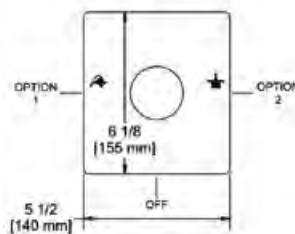
Tub spout and shower head pictograms (2-way coaxial valves)



• Pictograms engraving: Tub spout and shower head

Code	Finish	Price
PLTQ044C	Chrome	\$ 46
PLTQ044BN	Brushed Nickel (PVD)	\$ 57

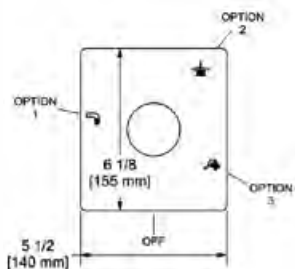
Hand shower and shower head pictograms (2-way coaxial valves)



• Pictograms engraving: Hand shower and shower head

Code	Finish	Price
PLTQ144C	Chrome	\$ 46
PLTQ144BN	Brushed Nickel (PVD)	\$ 57

Tub spout, shower head and hand shower pictograms (3-way coaxial valves)



• Pictograms engraving: Tub spout, hand shower and shower head

Code	Finish	Price
PLTQ045C	Chrome	\$ 46
PLTQ045BN	Brushed Nickel (PVD)	\$ 57

Suggested assemblies

Assembly #54US



UPC®

Description	Code	C	BN
Type P valve trim	TUS51	\$ 267	\$ 384
Type P valve rough	R51 ¹	\$ 131	\$ 131
Hand shower rail	4665	\$ 212	\$ 270
Elbow supply	774	\$ 50	\$ 74
Total		\$ 660	\$ 859

1. Add -SPEX for PEX connection and -EX for Expansion PEX connection

Assembly #4744US



UPC®

Description	Code	C	BN
2-way no share Type T/P coaxial valve	TUS44	\$ 458	\$ 644
2-way Type T/P coaxial valve rough	R23 ¹	\$ 163	\$ 163
2-jet shower head with arm	343	\$ 153	\$ 198
Square wall-mount tub spout	885	\$ 153	\$ 196
Total		\$ 927	\$ 1201

1. Add -SPEX for PEX connection and -EX for Expansion PEX connection

Kubik



Suggested assemblies

Assembly #323US



UPC®

Description	Code	C	BN
3-way Type T/P coaxial valve trim	TUS45	\$ 458	\$ 663
2-way Type T/P coaxial valve rough	R23 ¹	\$ 163	\$ 163
Hand shower rail	4665	\$ 212	\$ 270
20 cm (8") shower head	488	\$ 247	\$ 365
40 cm (16") square shower arm	543	\$ 162	\$ 226
Elbow supply	774	\$ 50	\$ 74
Total		\$ 1292	\$ 1761

1. Add -SPEX for PEX connection and -EX for Expansion PEX connection

Assembly #1345US



UPC®

Description	Code	C	BN
3-way Type T/P coaxial valve trim	TUS45	\$ 458	\$ 663
3-way Type T/P coaxial valve rough	R45 ¹	\$ 227	\$ 227
Hand shower rail	4665	\$ 212	\$ 270
20 cm (8") shower head	488	\$ 247	\$ 365
50 cm (20") square shower arm	547	\$ 180	\$ 250
Elbow supply	774	\$ 50	\$ 74
Square wall-mount tub spout	885	\$ 153	\$ 196
Total		\$ 1527	\$ 2045

1. Add -SPEX for PEX connection and -EX for Expansion PEX connection

Other components available in *Bath and Shower Components* section.

Suggested assemblies

Assembly #446US



UPC®

Description	Code	C	BN
4-way Type T/P coaxial valve trim	TUS46	\$ 864	\$ 1227
4-way Type T/P ¾" coaxial valve rough	R46	\$ 348	\$ 348
Hand shower rail	4665	\$ 212	\$ 270
20 cm (8") shower head	488	\$ 237	\$ 308
40 cm (16") square shower arm	543	\$ 162	\$ 226
Body jet	350(x4)	\$ 472	\$ 708
Elbow supply	774	\$ 50	\$ 74
Total		\$ 2345	\$ 3161

Assembly #783US



UPC®

Description	Code	C
Hand shower rail	4665(x2)	\$ 424
30 cm (12") shower head	492	\$ 504
40 cm (16") square shower arm	543	\$ 162
Spin tile body jet	349 ⁴ (x4)	\$ 1004
Elbow supply with shut-off valve	744 (x2)	\$ 248
4-way type T/P ¾" coaxial valve trim	TUS83	\$ 1404
Total		\$ 3746

4. These items must be ordered at the same time as the valve rough

Kubik



KS accessories

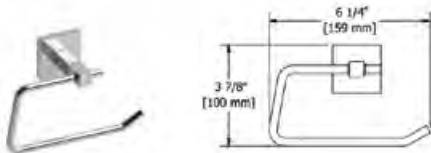
Robe hook



• 4 anchor points

Code	Finish	Price
KS0C	Chrome	\$ 65
KS0BN	Brushed Nickel (PVD)	\$ 92

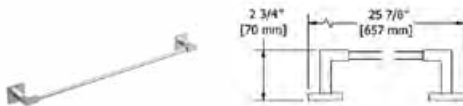
Paper holder



• 4 anchor points

Code	Finish	Price
KS3C	Chrome	\$ 91
KS3BN	Brushed Nickel (PVD)	\$ 124

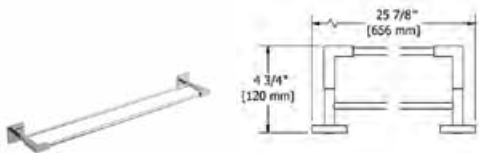
24" towel bar



• 4 anchor points

Code	Finish	Price
KS5C	Chrome	\$ 169
KS5BN	Brushed Nickel (PVD)	\$ 221

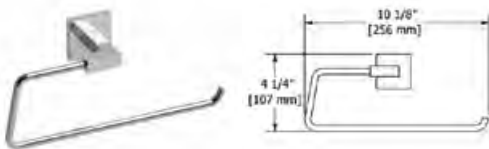
24" double towel bar



• 4 anchor points

Code	Finish	Price
KS6C	Chrome	\$ 260
KS6BN	Brushed Nickel (PVD)	\$ 340

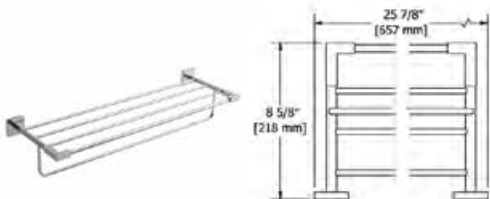
Towel ring



• 4 anchor points

Code	Finish	Price
KS7C	Chrome	\$ 96
KS7BN	Brushed Nickel (PVD)	\$ 124

24" towel bar with shelf

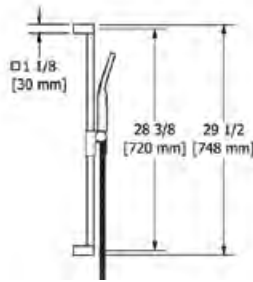


• 4 anchor points

Code	Finish	Price
KS9C	Chrome	\$ 353
KS9BN	Brushed Nickel (PVD)	\$ 470

Bath and shower components

Hand shower rail



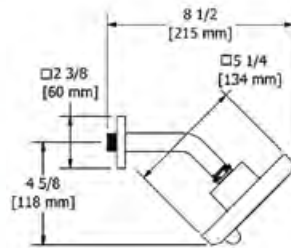
- Easy-Glide left cursor
- 4365, 2-jet hand shower
- Scale-free
- 150 cm (59") double interlock flexible hose, **swivel** and 2 check valves
- Square slide bar
- **7.6 L/min, 2.0 gpm (US) 60psi**

• Add -15 for flow rate 5.69 L/min, 1.5 gpm (US) 60psi

Product	Finish	Price	-15
4665C	Chrome	\$ 212	\$ 222
4665BN	Brushed Nickel (PVD)	\$ 270	\$ 281

©UPC®

2-jet shower head with arm



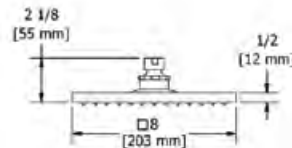
- Six positions
- 2 jets: luxurious, invigorating
- Shower arm with square flange
- Scale-free
- **Swivel**
- **7.6 L/min, 2.0 gpm (US) 60psi**

• Add -15 for flow rate 5.69 L/min, 1.5 gpm (US) 60psi

Product	Finish	Price	-15
343C	Chrome	\$ 153	\$ 163
343BN	Brushed Nickel (PVD)	\$ 198	\$ 212

©UPC®

8" shower head



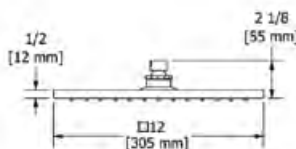
- 1/2" inlet female
- Scale-free
- **Swivel**
- **7.6 L/min, 2.0 gpm (US) 60psi**

• Add -15 for flow rate 5.69 L/min, 1.5 gpm (US) 60psi

Product	Finish	Price	-15
488C	Chrome	\$ 247	\$ 258
488BN	Brushed Nickel (PVD)	\$ 365	\$ 375

©UPC®

12" shower head



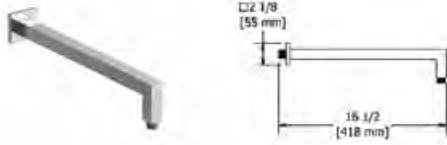
- 1/2" inlet female
- Scale-free
- **Swivel**
- **7.6 L/min, 2.0 gpm (US) 60psi**

Product	Finish	Price	-
492C	Chrome	\$ 504	-
492BN	Brushed Nickel (PVD)	\$ 654	-

©UPC®

Bath and shower components

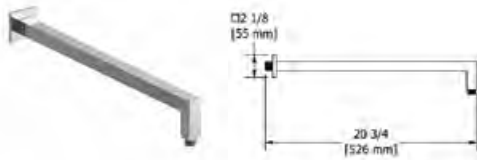
16" square shower arm



- 1/2" inlet male NPT
- Square flange

Code	Finish	Price
543C	Chrome	\$ 162
543BN	Brushed Nickel (PVD)	\$ 226


20" square shower arm



- 1/2" inlet male NPT
- Square flange

Code	Finish	Price
547C	Chrome	\$ 180
547BN	Brushed Nickel (PVD)	\$ 250

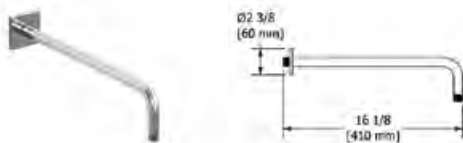
6" vertical square shower arm



- 1/2" inlet male NPT
- Square flange with set screw

Code	Finish	Price
548C	Chrome	\$ 101
548BN	Brushed Nickel (PVD)	\$ 138

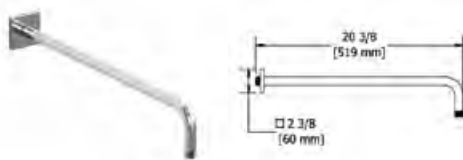
16" shower arm



- 1/2" inlet male NPT
- Square flange with set screw

Code	Finish	Price
560C	Chrome	\$ 96
560BN	Brushed Nickel (PVD)	\$ 144


20" shower arm



- 1/2" inlet male NPT
- Square flange with set screw

Code	Finish	Price
533C	Chrome	\$ 105
533BN	Brushed Nickel (PVD)	\$ 159

3" vertical shower arm

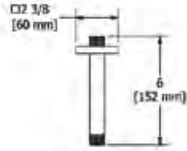


- 1/2" inlet male NPT
- Square flange with set screw

Code	Finish	Price
519C	Chrome	\$ 53
519BN	Brushed Nickel (PVD)	\$ 72

Bath and shower components

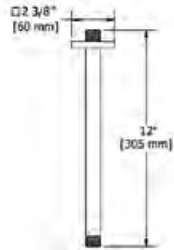
6" vertical shower arm



- 1/2" inlet male NPT
- Square flange with set screw

Code	Finish	Price
518C	Chrome	\$ 58
518BN	Brushed Nickel (PVD)	\$ 85

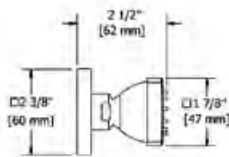
12" vertical shower arm



- 1/2" inlet male NPT
- Square flange with set screw

Code	Finish	Price
517C	Chrome	\$ 73
517BN	Brushed Nickel (PVD)	\$ 111

Body jet

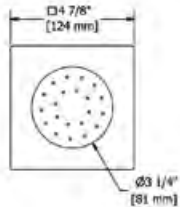



cUPC®

- 1/2" inlet female NPT
- Directional
- Scale-free
- 2 à/to 6 L/min, 0.5 à/to 1.6 gpm (US) 60psi

Code	Finish	Price
350C	Chrome	\$ 118
350BN	Brushed Nickel (PVD)	\$ 177

Tile body jet



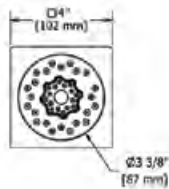
cUPC®

- 1/2" inlet male NPT
- Directional
- Scale-free
- **Special rough included**
- 4.5 L/min, 1.2 gpm (US) 60psi

* Must be ordered at the same time as the valve rough

Code	Finish	Price
340C	Chrome	\$ 251

2-jet tile body jet

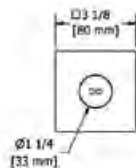


cUPC®

- 1/2" inlet male NPT
- Directional
- 2-jet
- Scale-free
- 6.2 L/min, 1.6 gpm (US) 60psi

Code	Finish	Price
344C	Chrome	\$ 116

Spin tile body jet



cUPC®

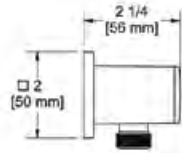
- 1/2" inlet male NPT
- Rotating jet
- **Special rough included**
- 3.7 L/min, 1 gpm (US) 60psi

* Must be ordered at the same time as the valve rough

Code	Finish	Price
349C	Chrome	\$ 251

Bath and shower components

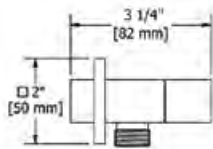
Elbow supply



- 1/2" inlet female NPT
- 1/2" outlet male
- Adjustable depth

Code	Finish	Price
774C	Chrome	\$ 50
774BN	Brushed Nickel (PVD)	\$ 74

Elbow supply with shut-off valve

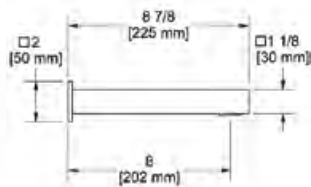


cUPC®

- 1/2" inlet female NPT
- Ceramic cartridge
- 1/2" outlet male
- Adjustable depth

Code	Finish	Price
744C	Chrome	\$ 124
744BN	Brushed Nickel (PVD)	\$ 188

Square wall-mount tub spout

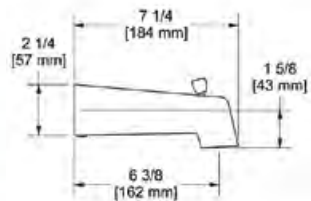


cUPC®

- 1/2" copper slip fit inlet
- Brass

Code	Finish	Price
885C	Chrome	\$ 153
885BN	Brushed Nickel (PVD)	\$ 196

Wall-mount tub spout

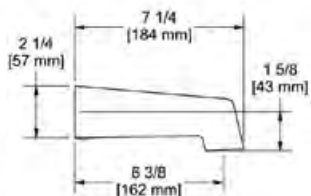


cUPC®

- 1/2" copper slip fit inlet
- Flow diffuser
- Diverter

Code	Finish	Price
891C	Chrome	\$ 64
891BN	Brushed Nickel (PVD)	\$ 82



Wall-mount tub spout



cUPC®

- 1/2" copper slip fit inlet
- Flow diffuser

Code	Finish	Price
890C	Chrome	\$ 53



GS

BATHROOMS/SALLE DE BAINS



GS

GS

AVAILABLE FINISHES | CHOIX DE FINIS



C

Chrome



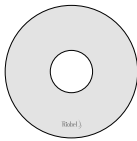
BK*

Black
Noir

* Finish available
in early 2020.
Some products are
not available in all the
illustrated finishes.

* Ce fini sera disponible
au début de 2020.
Certains produits
ne sont pas disponibles
dans tous les finis illustrés.

VALVE PLATE | PLAQUE DE DOUCHE



Round
Ronde



Pictogram options
Pictogrammes en option

ACCESSORIES | ACCESSOIRES

STAR



Robe Hook
Crochet



Paper Holder
Porte-papier



Towel Ring
Anneau à serviette



Towel Bar
Porte-serviette

More models available | D'autres modèles sont disponibles

Single hole lavatory faucet

UPC® ST WaterSense 60psi

- 3/8" speedway compression
- Ceramic cartridge
- Push drain
- *Jan. 2020 : gpm will decrease to meet new regulations
- **5.7 L/min, 1.5 gpm (US) 60psi**

• Add -05 for flow rate 1.9 L/min, 0.5 gpm (US) 60psi
 • Add -10 for flow rate 3.7 L/min, 1 gpm (US) 60psi

Product	Finish	Price	-05/-10
GS01C	Chrome	\$ 305	\$ 317

Single hole lavatory faucet

UPC® ST WaterSense 60psi

- 3/8" speedway compression
- Ceramic cartridge
- **No drain**
- *Jan. 2020 : gpm will decrease to meet new regulations
- **5.7 L/min, 1.5 gpm (US) 60psi**

• Add -05 for flow rate 1.9 L/min, 0.5 gpm (US) 60psi
 • Add -10 for flow rate 3.7 L/min, 1 gpm (US) 60psi

Product	Finish	Price	-05/-10
GS00C	Chrome	\$ 281	\$ 294

Single hole lavatory faucet

UPC® ST WaterSense 60psi

- 3/8" speedway compression
- Ceramic cartridge
- **No drain**
- *Jan. 2020 : gpm will decrease to meet new regulations
- **5.7 L/min, 1.5 gpm (US) 60psi**

• Add -05 for flow rate 1.9 L/min, 0.5 gpm (US) 60psi
 • Add -10 for flow rate 3.7 L/min, 1 gpm (US) 60psi

Product	Finish	Price	-05/-10
GL01C	Chrome	\$ 434	\$ 448

Wall-mount lavatory faucet

UPC® ST WaterSense 60psi

- 1/2" inlet female NPT
- Ceramic cartridge
- **No drain**
- *Jan. 2020 : gpm will decrease to meet new regulations
- **5.7 L/min, 1.5 gpm (US) 60psi**

• Add -05 for flow rate 1.9 L/min, 0.5 gpm (US) 60psi
 • Add -10 for flow rate 3.7 L/min, 1 gpm (US) 60psi

Product	Finish	Price	-05/-10
GS11C	Chrome	\$ 417	\$ 430

3-piece deck-mount tub filler with hand shower

• 1/2" inlet male NPT
 • Ceramic cartridge
 • 1-jet hand shower/scale-free
 • 33 L/min, 8.7 gpm (US) 60psi

Add *-EX* for **EXPANSION PEX** connection
 Add *-SPEX* for **PEX** connection

Code	Finish	Price
GS10C	Chrome	\$ 629

3-piece deck-mount tub filler rough and trim

• **ROUGH ONLY**

Code	Description	Price
RHTB	1/2" male NPT connections	\$ 207
RHTB-SPEX	PEX connections	\$ 207
RHTB-EX	EXPANSION PEX connections	\$ 207

• **TRIM ONLY**

Code	Finish	Price
TGS10C	Chrome	\$ 422

3-piece Type P (pressure balance) deck-mount tub filler with hand shower

• 1/2" inlet male NPT
 • Ceramic cartridge and balancing spool with check valves
 • 1-jet hand shower/scale-free
 • 23 L/min, 6.0 gpm (US) 60psi

Add *-EX* for **EXPANSION PEX** connection
 Add *-SPEX* for **PEX** connection

Code	Finish	Price
GS16C	Chrome	\$ 705

3-piece Type P (pressure balance) deck-mount tub filler rough and trim

• **ROUGH ONLY**

Code	Description	Price
RHTB	1/2" male NPT connections	\$ 207
RHTB-SPEX	PEX connections	\$ 207
RHTB-EX	EXPANSION PEX connections	\$ 207

• **TRIM ONLY**

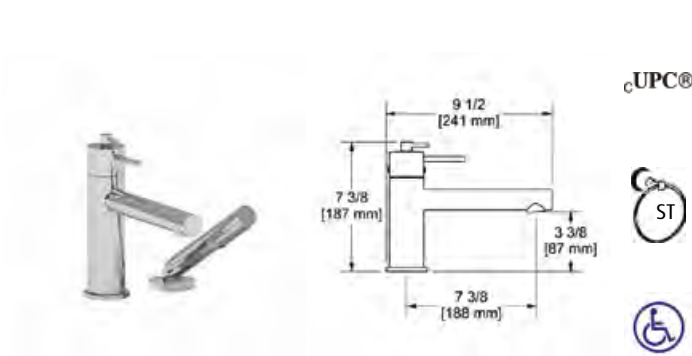
Code	Finish	Price
TGS16C	Chrome	\$ 498

Wall-mount Type T/P (thermo/pressure balance) coaxial tub filler with hand shower

• 1/2" inlet female NPT
 • Thermostatic/pressure balance coaxial cartridge with check valves
 • Service stops
 • 1-jet hand shower/scale-free
 • 2-way no share
 • 20.5 L/min, 5.4 gpm (US) 60psi

Code	Finish	Price
GS21C	Chrome	\$ 1000

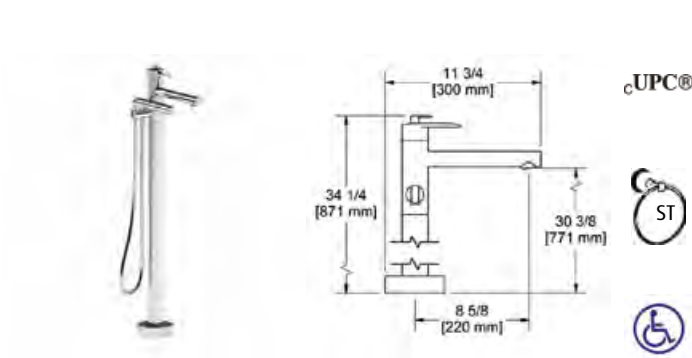
2-way 2-piece **Type T** (thermostatic) coaxial deck-mount tub filler with hand shower



- 1/2" inlet male NPT
- Thermostatic coaxial cartridge with check valves
- 1-jet hand shower/scale-free
- 2 check valves
- 23 L/min, 6.0 gpm (US) 60psi

Code	Finish	Price
GS29C	Chrome	\$ 740

2-way **Type T** (thermostatic) coaxial floor-mount tub filler with hand shower



- 1/2" inlet male NPT
- Thermostatic coaxial cartridge with check valves
- 1-jet hand shower/scale-free
- 2 parts: rough and trim
- 2 check valves
- 23 L/min, 6.0 gpm (US) 60psi

Add **-EX** for **EXPANSION PEX** connection
Add **-SPEX** for **PEX** connection

Code	Finish	Price
GS39C	Chrome	\$ 1236

Floor-mount tub filler rough and trim



• **ROUGH ONLY**

Code	Description	Price
RHFS	1/2" male NPT connections	\$ 220
RHFS-SPEX	PEX connections	\$ 220
RHFS-EX	EXPANSION PEX connections	\$ 220

• **TRIM ONLY**

Code	Finish	Price
TGS39C	Chrome	\$ 1016

Concrete floor, rough & trim installation box



• **ROUGH ONLY**

Code	Description	Price
RHBX-SPEX	PEX connections	\$ 442
RHBX-EX	EXPANSION PEX connections	\$ 442

• **TRIM ONLY**

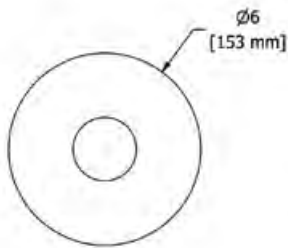
Code	Finish	Price
TGS39C	Chrome	\$ 1016

Type P (pressure balance) valve



R51	\$ 131	R51-SPEX	\$ 131	R51-EX	\$ 131
<ul style="list-style-type: none"> • Rough only • 1/2" inlet male NPT or sweat • 1/2" outlet male NPT or sweat • Service valves • Test cap • TXX51XX trim required to complete 		<ul style="list-style-type: none"> • Rough only • 1/2" inlet PEX • 1/2" shower outlet PEX • 3/4" bath outlet PEX or 1/2" sweat • Service valves • Test cap • TXX51XX trim required to complete 		<ul style="list-style-type: none"> • Rough only • 1/2" inlet EXPANSION PEX • 1/2" shower outlet EXPANSION PEX • 3/4" bath outlet EXPANSION PEX or 1/2" sweat • Service valves • Test cap • TXX51XX trim required to complete 	

Type P (pressure balance) valve and trim



• Trim only

Product	Price
TGS51C	\$ 204

- 1/2" inlet male NPT or sweat
- 1/2" outlet male NPT or sweat
- Ceramic cartridge and balancing spool with check valves
- Service valves
- Double action: flow and temperature control
- 22 L/min, 5.8 gpm (US) 60psi

Add **-EX** for **EXPANSION PEX** connection

Add **-SPEX** for **PEX** connection

Product	Price
GS51C	\$ 335

UPC®



Connection examples



-SPEX

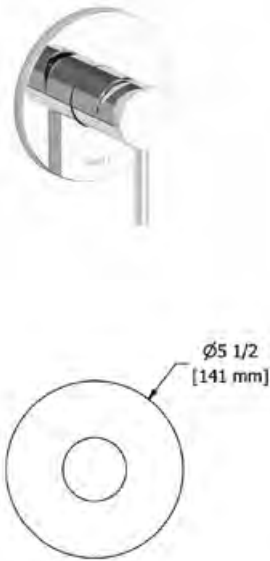
-EX

Type P (pressure balance) valve, plastic plate



R51	\$ 131	R51-SPEX	\$ 131	R51-EX	\$ 131
<ul style="list-style-type: none"> • Rough only • 1/2" inlet male NPT or sweat • 1/2" outlet male NPT or sweat • Service valves • Test cap • TXX71XX trim required to complete 		<ul style="list-style-type: none"> • Rough only • 1/2" inlet PEX • 1/2" shower outlet PEX • 3/4" bath outlet PEX or 1/2" sweat • Service valves • Test cap • TXX71XX trim required to complete 		<ul style="list-style-type: none"> • Rough only • 1/2" inlet EXPANSION PEX • 1/2" shower outlet EXPANSION PEX • 3/4" bath outlet EXPANSION PEX or 1/2" sweat • Service valves • Test cap • TXX71XX trim required to complete 	

Type P (pressure balance) valve and trim



• Trim only	
Product	Price
TGS71C	\$ 104

- 1/2" inlet male NPT or sweat
- 1/2" outlet male NPT or sweat
- **Plastic plate**
- Ceramic cartridge and balancing spool with check valves
- Service valves
- Double action: flow and temperature control
- 22 L/min, 5.8 gpm (US) 60psi

Add **-EX** for **EXPANSION PEX** connection
 Add **-SPEX** for **PEX** connection

Product	Price
GS71C	\$ 235



Connection examples

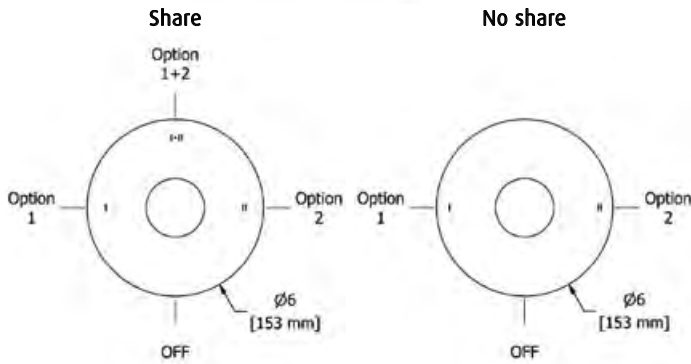


Riowise 2-way Type T/P (thermostatic/pressure balance) coaxial valve



R23	\$ 163	R23-SPEX	\$ 163	R23-EX	\$ 163
<ul style="list-style-type: none"> • Rough only • ½" inlet male NPT or sweat • Two ½" outlets male NPT or sweat • Service valves • Test cap • TXX23XX or TXX44XX trim required to complete 		<ul style="list-style-type: none"> • Rough only • ½" inlet PEX • Two ½" outlets PEX • Service valves • Test cap • TXX23XX or TXX44XX trim required to complete 		<ul style="list-style-type: none"> • Rough only • ½" inlet EXPANSION PEX • Two ½" outlets EXPANSION PEX • Service valves • Test cap • TXX23XX or TXX44XX trim required to complete 	

Riowise 2-way Type T/P (thermostatic/pressure balance) coaxial valve and trim



• Trim only

Product	No share*	Price
TGS23C	TGS44C	\$ 354

- ½" inlet male NPT or sweat
- Two ½" outlets male NPT or sweat
- Thermostatic/pressure balance coaxial cartridge with check valves
- 4 positions (OFF, 1, 1 and 2, 2) share
- 3 positions (OFF, 1, 2) no share *
- Service valves
- 24 L/min, 6.3 gpm (US) 60psi

Add **-EX** for **EXPANSION PEX** connection

Add **-SPEX** for **PEX** connection

Product	No share*	Price
GS23C	GS44C	\$ 517

Connection examples

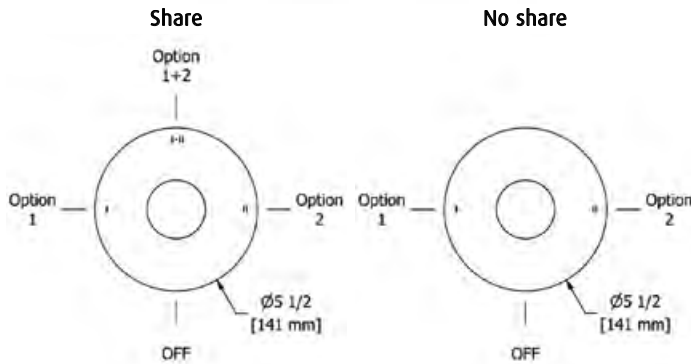


Riowise 2-way Type T/P (thermostatic/pressure balance) coaxial valve, plastic plate



R23	\$ 163	R23-SPEX	\$ 163	R23-EX	\$ 163
<ul style="list-style-type: none"> • Rough only • 1/2" inlet male NPT or sweat • Two 1/2" outlets male NPT or sweat • Service valves • Test cap • TXX93XX or TXX94XX trim required to complete 		<ul style="list-style-type: none"> • Rough only • 1/2" inlet PEX • Two 1/2" outlets PEX • Service valves • Test cap • TXX93XX or TXX94XX trim required to complete 		<ul style="list-style-type: none"> • Rough only • 1/2" inlet EXPANSION PEX • Two 1/2" outlets EXPANSION PEX • Service valves • Test cap • TXX93XX or TXX94XX trim required to complete 	

Riowise 2-way Type T/P (thermostatic/pressure balance) coaxial valve and trim



• Trim only		
Product	No share*	Price
TGS93C	TGS94C	\$ 273

- 1/2" inlet male NPT or sweat
- Two 1/2" outlets male NPT or sweat
- Thermostatic/pressure balance coaxial cartridge with check valves
- **Plastic plate**
- 4 positions (OFF, 1, 1 and 2, 2) share
- 3 positions (OFF, 1, 2) no share *
- Service valves
- 24 L/min, 6.3 gpm (US) 60psi
- 23 L/min, 6.0 gpm (US) 60psi no share *

Add **-EX** for **EXPANSION PEX** connection
 Add **-SPEX** for **PEX** connection

Product	No share*	Price
GS93C	GS94C	\$ 436

Connection examples

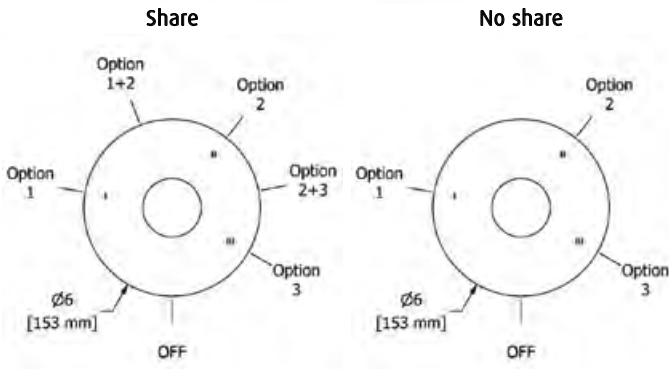


Riowise 3-way Type T/P (thermostatic/pressure balance) coaxial valve



R45	\$ 227	R45-SPEX	\$ 227	R45-EX	\$ 227
<ul style="list-style-type: none"> • Rough only • ½" inlet male NPT or sweat • Three ½" outlets male NPT or sweat • Service valves • Test cap • TXX45XX or TXX47XX trim required to complete 		<ul style="list-style-type: none"> • Rough only • ½" inlet PEX • Three ½" outlets PEX • Service valves • Test cap • TXX45XX or TXX47XX trim required to complete 		<ul style="list-style-type: none"> • Rough only • ½" inlet EXPANSION PEX • Three ½" outlets EXPANSION PEX • Service valves • Test cap • TXX45XX or TXX47XX trim required to complete 	

Riowise 3-way Type T/P (thermostatic/pressure balance) coaxial valve and trim



• Trim only		
Product	No share*	Price
TGS45C	TGS47C	\$ 344

- ½" inlet male NPT or sweat
- Three ½" outlets male NPT or sweat
- Thermostatic/pressure balance coaxial cartridge with check valves
- Service valves
- 6 positions (OFF, 1, 1 and 2, 2, 2 and 3, 3) share
- 4 positions (OFF, 1, 2, 3) no share*
- 24 L/min, 6.3 gpm (US) 60psi
- 19 L/min, 5.0 gpm (US) 60psi no share*

Add **-EX** for **EXPANSION PEX** connection
 Add **-SPEX** for **PEX** connection

Product	No share*	Price
GS45C	GS47C	\$ 571

Connection examples

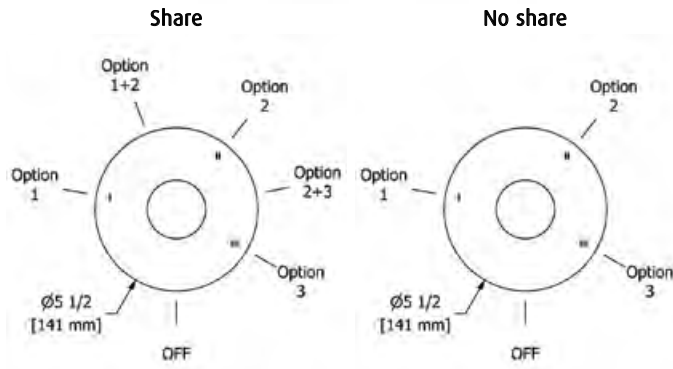


Riowise 3-way Type T/P (thermostatic/pressure balance) coaxial valve, plastic plate



R45	\$ 227	R45-SPEX	\$ 227	R45-EX	\$ 227
<ul style="list-style-type: none"> • Rough only • ½" inlet male NPT or sweat • Three ½" outlets male NPT or sweat • Service valves • Test cap • TXX95XX or TXX97XX trim required to complete 		<ul style="list-style-type: none"> • Rough only • ½" inlet PEX • Three ½" outlets PEX • Service valves • Test cap • TXX95XX or TXX97XX trim required to complete 		<ul style="list-style-type: none"> • Rough only • ½" inlet EXPANSION PEX • Three ½" outlets EXPANSION PEX • Service valves • Test cap • TXX95XX or TXX97XX trim required to complete 	

Riowise 3-way Type T/P (thermostatic/pressure balance) coaxial valve and trim



• Trim only		
Product	No share*	Price
TGS95C	TGS97C	\$ 259

- ½" inlet male NPT or sweat
- Three ½" outlets male NPT or sweat
- Thermostatic/pressure balance cartridge with check valves
- **Plastic plate**
- Service valves
- 6 positions (OFF, 1, 1 and 2, 2, 2 and 3, 3) share
- 4 positions (OFF, 1, 2, 3) no share *
- 24 L/min, 6.3 gpm (US) 60psi
- 19 L/min, 5.0 gpm (US) 60psi no share *


Add **-EX** for **EXPANSION PEX** connection
 Add **-SPEX** for **PEX** connection

Product	No share*	Price
GS95C	GS97C	\$ 486

Connection examples



Riowise 4-way Type T/P (thermostatic/pressure balance) 3/4" coaxial valve

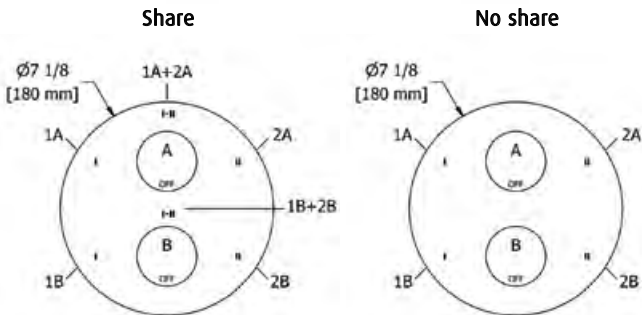


R46

\$ 348

- Rough only
- 3/4" inlet male NPT
- Must be supplied with minimum 3/4" PEX , 3/4" EXPANSION PEX or 1/2" copper
- Service valves
- Test cap
- Four 1/2" outlets female NPT
- TX46XX or TX88XX trim required to complete

Riowise 4-way Type T/P (thermostatic/pressure balance) 3/4" coaxial valve and trim




• Trim only

Product	No share*	Price
TGS46C	TGS88C	\$ 665

- 3/4" inlet male NPT
- Must be supplied with minimum 3/4" PEX , 3/4" EXPANSION PEX or 1/2" copper
- 2 thermo/pressure balance coaxial cartridges with check valves
- 4 integrated volume controls
- **2 different temperatures**
- Service valves
- Four 1/2" outlets female NPT
- **38 L/min, 10 gpm (US) 60psi**
- **37 L/min, 9.8 gpm (US) 60psi no share ***

Product	No share*	Price
GS46C	GS88C	\$ 1013

3/4" high performance Type T/P (thermostatic/pressure balance) coaxial complete valve

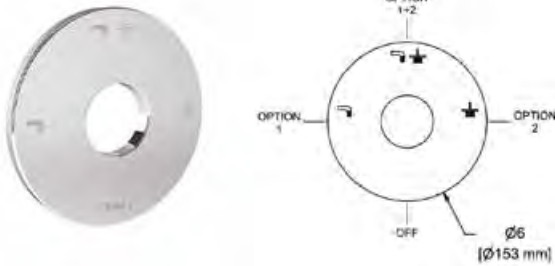


- 3/4" inlet male NPT, dedicated main water supply required
- 4 outlets: two 1/2" outlets male NPT and two 3/4" outlets male NPT or 1/2" female NPT
- 2 thermo/pressure balance coaxial cartridges with check valves
- 2 integrated volume controls
- **2 different temperatures**
- Service valves
- **76 L/min, 20 gpm (US) 60psi**

Code	Finish	Price
GS83C	Chrome	\$ 1131

Valve plate with pictogram options

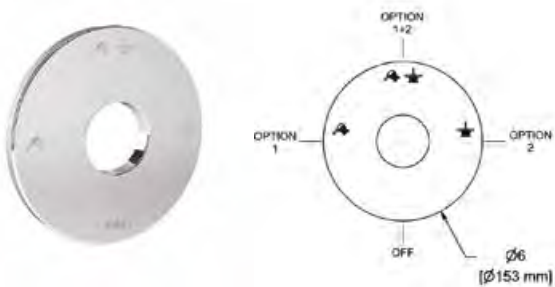
Tub spout and shower head pictograms (2-way coaxial valves)



• Pictograms engraving: Tub spout, shower head and shared function

Code	Finish	Price
PLTM023C	Chrome	\$ 46

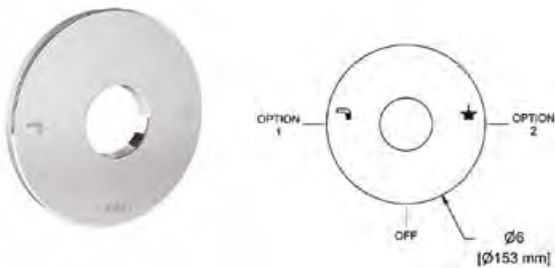
Hand shower and shower head pictograms (2-way coaxial valves)



• Pictograms engraving: Hand shower, shower head and shared function

Code	Finish	Price
PLTM123C	Chrome	\$ 46

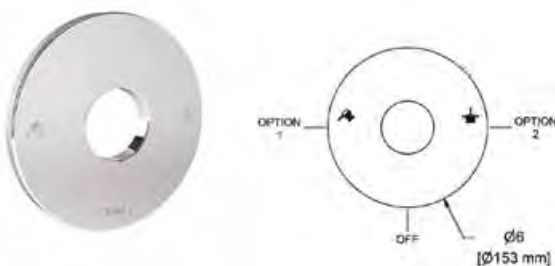
Tub spout and shower head pictograms (2-way coaxial valves)



• Pictograms engraving: Tub spout and shower head

Code	Finish	Price
PLTM044C	Chrome	\$ 46

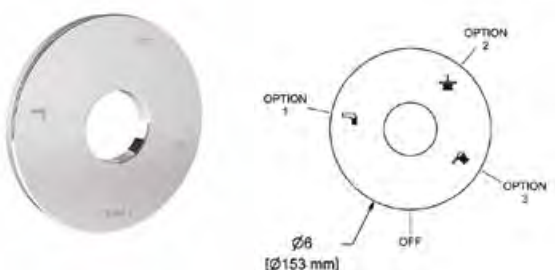
Hand shower and shower head pictograms (2-way coaxial valves)



• Pictograms engraving: Hand shower and shower head

Code	Finish	Price
PLTM144C	Chrome	\$ 46

Tub spout, shower head and hand shower pictograms (3-way coaxial valves)



• Pictograms engraving: Tub spout, shower head and hand shower

Code	Finish	Price
PLTM045C	Chrome	\$ 46

Suggested assemblies

Assembly #52GS



Description	Code	C
Type P valve trim	TGS51	\$ 204
Type P valve rough	R51 ¹	\$ 131
3-jet shower head with arm	308	\$ 50
Total		\$ 385

1. Add *-SPEX* for PEX connection and *-EX* for Expansion PEX connection

Assembly #72GS



Description	Code	C
Type P plastic valve trim	TGS71	\$ 104
Type P valve rough	R51 ¹	\$ 131
3-jet shower head with arm	308	\$ 50
Total		\$ 285

1. Add *-SPEX* for PEX connection and *-EX* for Expansion PEX connection

Other components available in *Bath and Shower Components* section.

Suggested assemblies

Assembly #53GS



Description	Code	C
Type P valve trim	TGS51	\$ 204
Type P valve rough	R51 ¹	\$ 131
3-jet shower head with arm	308	\$ 50
Wall-mount tub spout	871	\$ 50
Total		\$ 435

1. Add -SPEX for PEX connection and -EX for Expansion PEX connection

UPC®



Assembly #73GS



Description	Code	C
Type P plastic valve trim	TGS71	\$ 104
Type P valve rough	R51 ¹	\$ 131
3-jet shower head with arm	308	\$ 50
Wall-mount tub spout	871	\$ 50
Total		\$ 335

1. Add -SPEX for PEX connection and -EX for Expansion PEX connection

UPC®



Suggested assemblies

Assembly #54GS




UPC®



Description	Code	C
Type P valve trim	TGS51	\$ 204
Type P valve rough	R51 ¹	\$ 131
Hand shower rail	5063	\$ 200
Elbow supply	775	\$ 36
Total		\$ 571

1. Add -SPEX for PEX connection and -EX for Expansion PEX connection

Assembly #74GS



UPC®



Description	Code	C
Type P valve trim	TGS71	\$ 104
Type P valve rough	R51 ¹	\$ 131
Hand shower rail	5063	\$ 200
Elbow supply	775	\$ 36
Total		\$ 471

1. Add -SPEX for PEX connection and -EX for Expansion PEX connection

Other components available in *Bath and Shower Components* section.

Suggested assemblies

Assembly #4744GS



UPC®



Description	Code	C
2-way no share Type T/P coaxial valve trim	TGS44	\$ 354
2-way Type T/P coaxial valve rough	R23 ¹	\$ 163
2-jet shower head with arm	366	\$ 140
Wall-mount tub spout	870	\$ 44
Total		\$ 701

1. Add -SPEX for PEX connection and -EX for Expansion PEX connection

Assembly #323GS



UPC®



Description	Code	C
2-way Type T/P coaxial valve trim	TGS23	\$ 354
2-way Type T/P coaxial valve rough	R23 ¹	\$ 163
Hand shower rail	5063	\$ 200
20 cm (8") shower head	468	\$ 230
40 cm (16") shower arm	503	\$ 70
Elbow supply	775	\$ 36
Total		\$ 1053

1. Add -SPEX for PEX connection and -EX for Expansion PEX connection

Suggested assemblies

Assembly #1345GS



UPC®



Description	Code	C
3-way Type T/P coaxial valve trim	TGS45	\$ 344
3-way Type T/P coaxial valve rough	R45 ¹	\$ 227
Hand shower rail	5063	\$ 200
20 cm (8") shower head	468	\$ 230
40 cm (16") shower arm	503	\$ 70
Elbow supply	775	\$ 36
Wall-mount tub spout	870	\$ 44
Total		\$ 1151

1. Add -SPEX for PEX connection and -EX for Expansion PEX connection

Assembly #446GS



UPC®



Description	Code	C
4-way Type T/P coaxial valve trim	TGS46	\$ 665
4-way Type T/P ¾" coaxial valve rough	R46	\$ 348
Hand shower rail	5063	\$ 200
20 cm (8") shower head	468	\$ 230
40 cm (16") shower arm	503	\$ 70
Body jet	390(x4)	\$ 424
Elbow supply	775	\$ 36
Total		\$ 1973

Other components available in *Bath and Shower Components* section.

GS



Suggested assemblies

Assembly #783GS



Description	Code	C
4-way Type T/P 3/4" coaxial complete valve	GS83	\$ 1131
Hand shower rail	5063(x2)	\$ 400
30 cm (12") shower head	472	\$ 423
40 cm (16") shower arm	503	\$ 70
Spin tile body jet	369 ⁴ (x4)	\$ 1004
Elbow supply with shut-off valve	790 (x2)	\$ 262
Total		\$ 3290

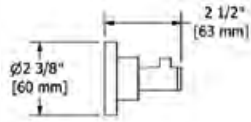
cUPC®

4. These items must be ordered at the same time as the valve rough



Star accessories

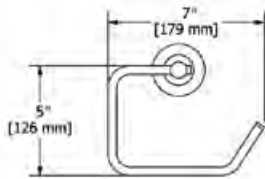
Robe hook



- 4 anchor points

Code	Finish	Price
ST0C	Chrome	\$ 61

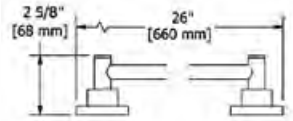
Paper holder



- 4 anchor points

Code	Finish	Price
ST3C	Chrome	\$ 101

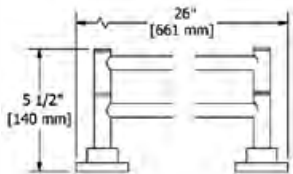
24" towel bar



- 4 anchor points

Code	Finish	Price
ST5C	Chrome	\$ 176

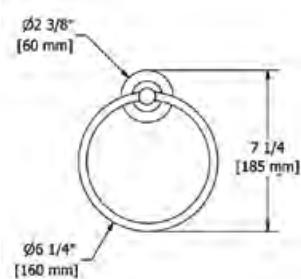
24" double towel bar



- 4 anchor points

Code	Finish	Price
ST6C	Chrome	\$ 263

Towel ring

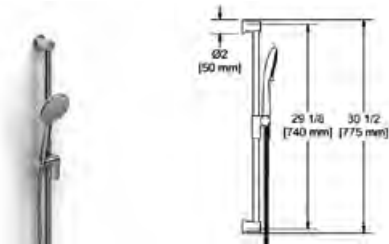


- 4 anchor points

Code	Finish	Price
ST7C	Chrome	\$ 85

Bath and shower components

Hand shower rail



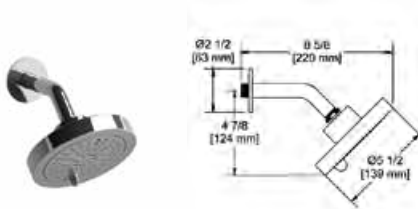
©UPC®

- Easy-Glide left cursor
- Ø22 mm (7/8") slide bar
- 4363, 3-jet hand shower with pause
- Scale-free
- 150 cm (59") double interlock flexible hose, **swivel** and 2 check valves
- **7.6 L/min, 2.0 gpm (US) 60psi**

• Add -15 for flow rate 5.69 L/min, 1.5 gpm (US) 60psi

Product	Finish	Price	-15
5063C	Chrome	\$ 200	\$ 214

2-jet shower head with arm



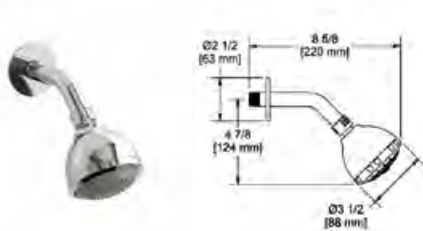
©UPC®

- Six positions
- 2 jets: luxurious, invigorating
- Shower arm with round flange
- Scale-free
- **Swivel**
- **7.6 L/min, 2.0 gpm (US) 60psi**

• Add -15 for flow rate 5.69 L/min, 1.5 gpm (US) 60psi

Product	Finish	Price	-15
366C	Chrome	\$ 140	\$ 153

3-jet shower head with arm



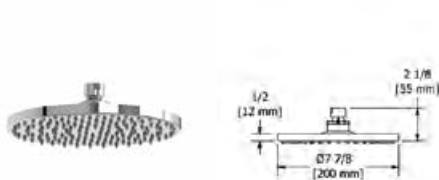
©UPC®

- 3 jets: tropical breeze, luxurious, massage
- Shower arm with round flange
- Scale-free
- **Swivel**
- **7.6 L/min, 2.0 gpm (US) 60psi**

• Add -15 for flow rate 5.69 L/min, 1.5 gpm (US) 60psi

Product	Finish	Price	-15
308C	Chrome	\$ 50	\$ 61

8" shower head



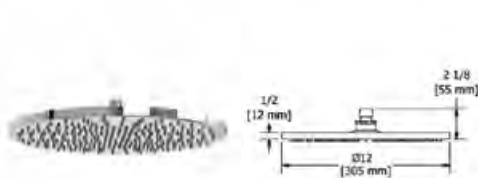
©UPC®

- 1/2" inlet female
- Scale-free
- **Swivel**
- **7.6 L/min, 2.0 gpm (US) 60psi**

• Add -15 for flow rate 5.69 L/min, 1.5 gpm (US) 60psi

Product	Finish	Price	-15
468C	Chrome	\$ 230	\$ 242

12" shower head



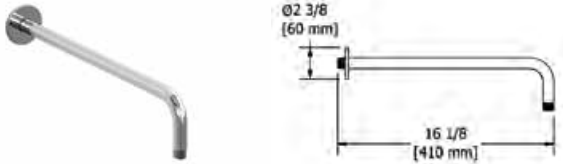
©UPC®

- 1/2" inlet female
- Scale-free
- **Swivel**
- **7.6 L/min, 2.0 gpm (US) 60psi**

Product	Finish	Price	-
472C	Chrome	\$ 423	-

Bath and shower components

16" shower arm



- 1/2" inlet male NPT
- Round flange

Code	Finish	Price
503C	Chrome	\$ 70

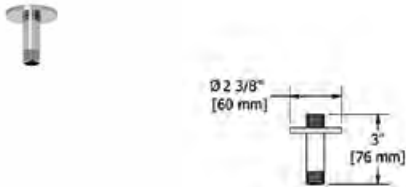
20" shower arm



- 1/2" inlet male NPT
- Round flange

Code	Finish	Price
513C	Chrome	\$ 88

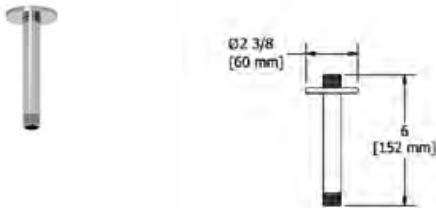
3" vertical shower arm



- 1/2" inlet male NPT
- Round flange

Code	Finish	Price
509C	Chrome	\$ 31

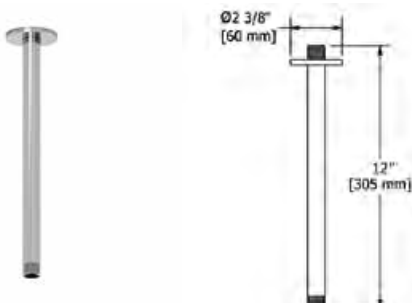
6" vertical shower arm



- 1/2" inlet male NPT
- Round flange

Code	Finish	Price
508C	Chrome	\$ 35

12" vertical shower arm

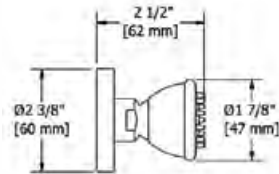


- 1/2" inlet male NPT
- Round flange

Code	Finish	Price
507C	Chrome	\$ 58

Bath and shower components

Body jet

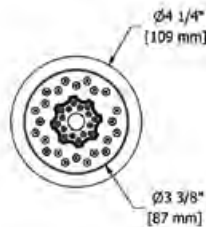


cUPC®

- ½" inlet female NPT
- Directional
- Scale-free
- 2 à/to 6 L/min, 0.5 à/to 1.6 gpm (US) 60psi

Code	Finish	Price
390C	Chrome	\$ 106

2-jet tile body jet

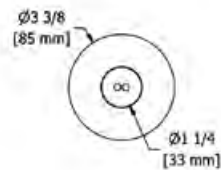


cUPC®

- ½" inlet male NPT
- Directional
- 2-jet
- Scale-free
- 6.2 L/min, 1.6 gpm (US) 60psi

Code	Finish	Price
324C	Chrome	\$ 116

Spin tile body jet



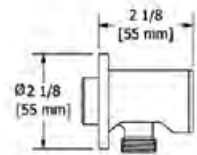
cUPC®

- ½" inlet male NPT
- Rotating jet
- **Special rough included**
- 3.7 L/min, 1 gpm (US) 60psi

* Must be ordered at the same time as the valve rough

Code	Finish	Price
369C	Chrome	\$ 251

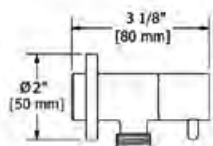
Elbow supply



- ½" inlet female NPT
- ½" outlet male
- Adjustable depth

Code	Finish	Price
775C	Chrome	\$ 36

Elbow supply with shut-off valve



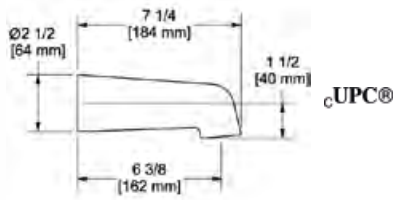
cUPC®

- ½" inlet female NPT
- Ceramic cartridge
- ½" outlet male
- Adjustable depth

Code	Finish	Price
790C	Chrome	\$ 131

Bath and shower components

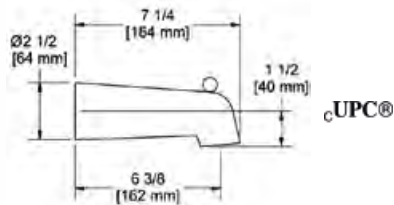
Wall-mount tub spout



- 1/2" copper slip fit inlet
- Flow diffuser

Code	Finish	Price
870C	Chrome	\$ 44

Wall-mount tub spout



- 1/2" copper slip fit inlet
- Flow diffuser
- Diverter

Code	Finish	Price
871C	Chrome	\$ 50

BATH & SHOWER
COMPONENTS

*COMPOSANTES
BAIN ET DOUCHE*

BATH & SHOWER COMPONENTS COMPOSANTES BAIN ET DOUCHE

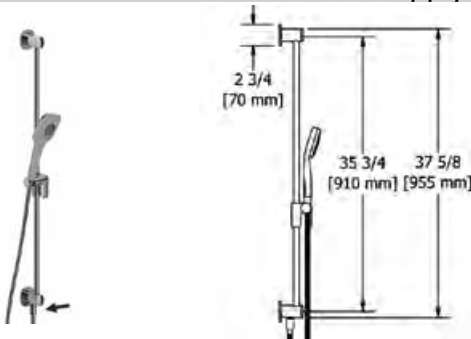


Shower/bath components



Hand shower rails

Hand shower rail with built-in elbow supply



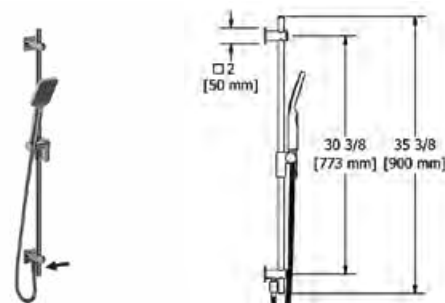
©UPC®

- 4372, 3-jet hand shower
- 150 cm (59") double interlock flexible hose, **swivel** and 2 check valves
- Ø19 mm (¾") slide bar
- Scale-free
- **Built-in elbow supply**
- Easy-Glide left cursor
- **7.6 L/min, 2.0 gpm (US) 60psi**

• Add -15 for flow rate 5.69 L/min, 1.5 gpm (US) 60psi

Product	Finish	Price	-15
8060C	Chrome	\$ 560	\$ 571

Hand shower rail with built-in elbow supply



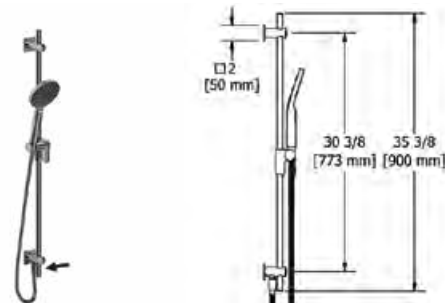
©UPC®

- Easy-Glide left cursor
- 4365, 2-jet hand shower
- Ø19 mm (¾") slide bar
- Scale-free
- 150 cm (59") double interlock flexible hose, **swivel** and 2 check valves
- **Built-in elbow supply**
- **7.6 L/min, 2.0 gpm (US) 60psi**

• Add -15 for flow rate 5.69 L/min, 1.5 gpm (US) 60psi

Product	Finish	Price	-15
4625C	Chrome	\$ 402	\$ 413
4625BN	Brushed Nickel (PVD)	\$ 589	\$ 601
4625PN	Polished Nickel (PVD)	\$ 589	\$ 601

Hand shower rail with built-in elbow supply



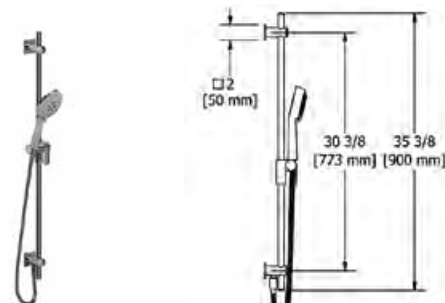
©UPC®

- Easy-Glide left cursor
- 4364, 2-jet hand shower
- Ø19 mm (¾") slide bar
- Scale-free
- 150 cm (59") double interlock flexible hose, **swivel** and 2 check valves
- **Built-in elbow supply**
- **7.6 L/min, 2.0 gpm (US) 60psi**

• Add -15 for flow rate 5.69 L/min, 1.5 gpm (US) 60psi

Product	Finish	Price	-15
4624C	Chrome	\$ 402	\$ 413

Hand shower rail with built-in elbow supply



©UPC®

- 4368, 5-jet hand shower
- 150 cm (59") double interlock flexible hose, **swivel** and 2 check valves
- Scale-free
- **Built-in elbow supply**
- Easy-Glide left cursor
- **7.6 L/min, 2.0 gpm (US) 60psi**
- Ø19 mm (¾") slide bar

• Add -15 for flow rate 5.69 L/min, 1.5 gpm (US) 60psi

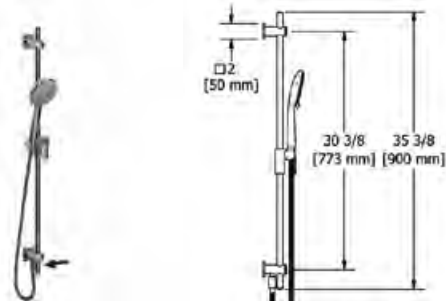
Product	Finish	Price	-15
2060C	Chrome	\$ 391	\$ 402
2060BN	Brushed Nickel (PVD)	\$ 588	\$ 600
2060PN	Polished Nickel (PVD)	\$ 588	\$ 600

Shower/bath components



Hand shower rails

Hand shower rail with built-in elbow supply



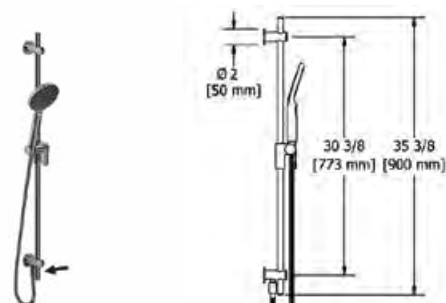
- Easy-Glide left cursor
- 4363, 3-jet hand shower with pause
- Ø19 mm (¾") slide bar
- Scale-free
- 150 cm (59") double interlock flexible hose, **swivel** and 2 check valves
- **Built-in elbow supply**
- 7.6 L/min, 2.0 gpm (US) 60psi

©UPC®

• Add -15 for flow rate 5.69 L/min, 1.5 gpm (US) 60psi

Product	Finish	Price	-15
4623C	Chrome	\$ 391	\$ 402

Hand shower rail with built-in elbow supply



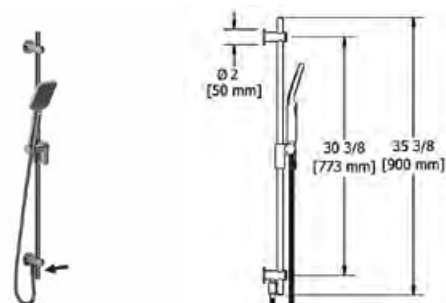
- Easy-Glide left cursor
- 4364, 2-jet hand shower
- Ø19 mm (¾") slide bar
- Scale-free
- 150 cm (59") double interlock flexible hose, **swivel** and 2 check valves
- **Built-in elbow supply**
- 7.6 L/min, 2.0 gpm (US) 60psi

©UPC®

• Add -15 for flow rate 5.69 L/min, 1.5 gpm (US) 60psi

Product	Finish	Price	-15
4614C	Chrome	\$ 353	\$ 365

Hand shower rail with built-in elbow supply



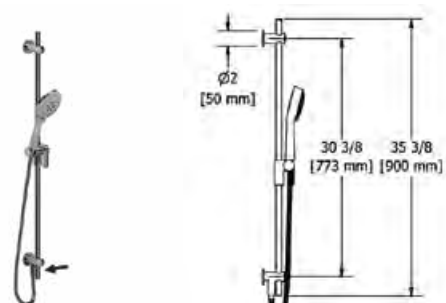
- Easy-Glide left cursor
- 4365, 2-jet hand shower
- Ø19 mm (¾") slide bar
- Scale-free
- 150 cm (59") double interlock flexible hose, **swivel** and 2 check valves
- **Built-in elbow supply**
- 7.6 L/min, 2.0 gpm (US) 60psi

©UPC®

• Add -15 for flow rate 5.69 L/min, 1.5 gpm (US) 60psi

Product	Finish	Price	-15
4615C	Chrome	\$ 353	\$ 365

Hand shower rail with built-in elbow supply



- 4368, 5-jet hand shower with pause
- 150 cm (59") double interlock flexible hose, **swivel** and 2 check valves
- Scale-free
- **Built-in elbow supply**
- Easy-Glide left cursor
- 7.6 L/min, 2.0 gpm (US) 60psi

©UPC®

• Add -15 for flow rate 5.69 L/min, 1.5 gpm (US) 60psi

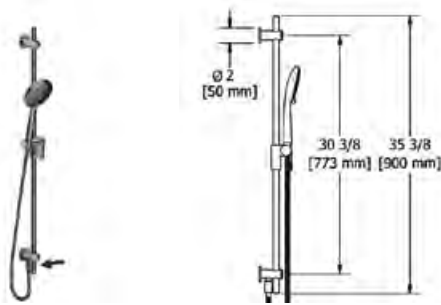
Product	Finish	Price	-15
1060C	Chrome	\$ 340	\$ 351
1060BN	Brushed Nickel (PVD)	\$ 504	\$ 515
1060PN	Polished Nickel (PVD)	\$ 504	\$ 515

Shower/bath components



Hand shower rails

Hand shower rail with built-in elbow supply



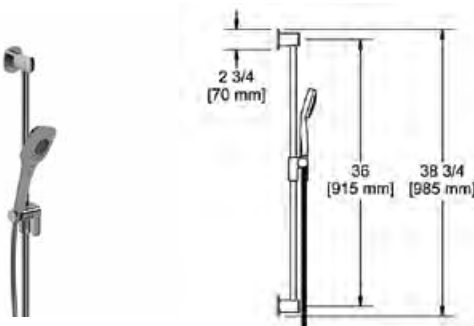
UPC®

- Easy-Glide left cursor
- 4363, 3-jet hand shower with pause
- Ø19 mm (¾") slide bar
- Scale-free
- 150 cm (59") double interlock flexible hose, **swivel** and 2 check valves
- **Built-in elbow supply**
- **7.6 L/min, 2.0 gpm (US) 60psi**

• Add -15 for flow rate 5.69 L/min, 1.5 gpm (US) 60psi

Product	Finish	Price	-15
4613C	Chrome	\$ 340	\$ 351

Hand shower rail



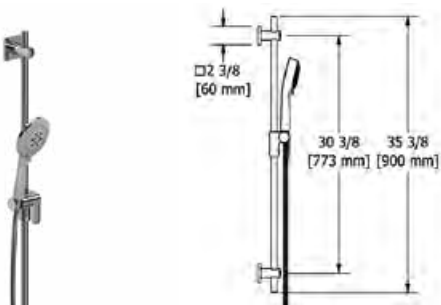
UPC®

- 4372, 3-jet hand shower
- 150 cm (59") double interlock flexible hose, **swivel** and 2 check valves
- Ø19 mm (¾") slide bar
- Scale-free
- Easy-Glide left cursor
- **7.6 L/min, 2.0 gpm (US) 60psi**

• Add -15 for flow rate 5.69 L/min, 1.5 gpm (US) 60psi

Product	Finish	Price	-15
8080C	Chrome	\$ 517	\$ 529

Hand shower rail



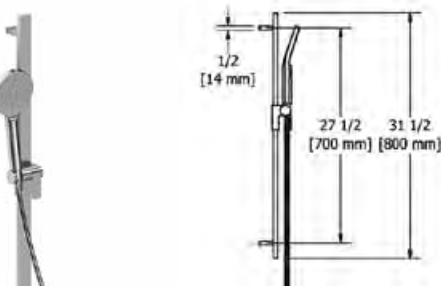
UPC®

- Easy-Glide left cursor
- 4368 5-jet hand shower
- Ø19 mm (¾") slide bar
- Scale-free
- 150 cm (59") double interlock flexible hose, **swivel** and 2 check valves
- **7.6 L/min, 2.0 gpm (US) 60psi**

• Add -15 for flow rate 5.69 L/min, 1.5 gpm (US) 60psi

Product	Finish	Price	-15
2020C	Chrome	\$ 300	\$ 312
2020BN	Brushed Nickel (PVD)	\$ 457	\$ 469
2020PN	Polished Nickel (PVD)	\$ 457	\$ 469

Hand shower rail



UPC®

- Easy-Glide left cursor
- 4364, 2-jet hand shower
- Scale-free
- 150 cm (59") double interlock flexible hose, **swivel** and 2 check valves
- Rectangular slide bar
- **7.6 L/min, 2.0 gpm (US) 60psi**

• Add -15 for flow rate 5.69 L/min, 1.5 gpm (US) 60psi

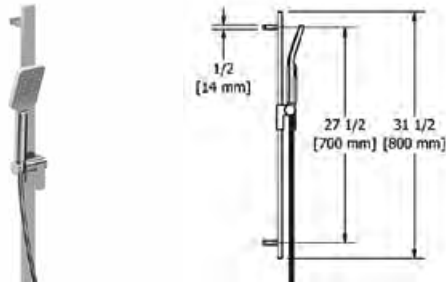
Product	Finish	Price	-15
4844C	Chrome	\$ 376	\$ 390
4844BG	Brushed Gold (PVD)	\$ 518	\$ 528

Shower/bath components



Hand shower rails

Hand shower rail



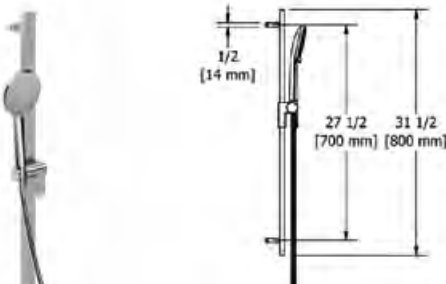
- Easy-Glide left cursor
- 4365, 2-jet hand shower
- Scale-free
- 150 cm (59") double interlock flexible hose, **swivel** and 2 check valves
- Rectangular slide bar
- **7.6 L/min, 2.0 gpm (US) 60psi**

• Add -15 for flow rate 5.69 L/min, 1.5 gpm (US) 60psi

Product	Finish	Price	-15
4845C	Chrome	\$ 376	\$ 390
4845BG	Brushed Gold (PVD)	\$ 518	\$ 528

©UPC®

Hand shower rail



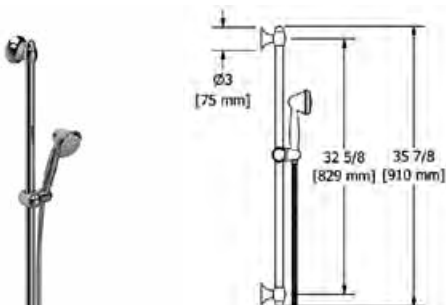
- Easy-Glide left cursor
- 4363, 3-jet hand shower with pause
- Scale-free
- 150 cm (59") double interlock flexible hose, **swivel** and 2 check valves
- Rectangular slide bar
- **7.6 L/min, 2.0 gpm (US) 60psi**

• Add -15 for flow rate 5.69 L/min, 1.5 gpm (US) 60psi

Product	Finish	Price	-15
4843C	Chrome	\$ 365	\$ 375

©UPC®

Hand shower rail



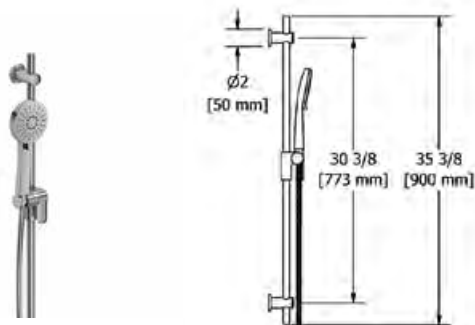
- 4310, 3-jet hand shower
- 150 cm (59") double interlock flexible hose, **swivel** and 2 check valves
- Ø25 mm (1") slide bar
- Scale-free
- **7.6 L/min, 2.0 gpm (US) 60psi**

• Add -15 for flow rate 5.69 L/min, 1.5 gpm (US) 60psi

Product	Finish	Price	-15
4830C	Chrome	\$ 365	\$ 375

©UPC®

Hand shower rail



- Easy-Glide left cursor
- 4370, 2-jet hand shower
- Ø19 mm (¾") slide bar
- Scale-free
- 150 cm (59") double interlock flexible hose, **swivel** and 2 check valves
- **7.6 L/min, 2.0 gpm (US) 60psi**

• Add -15 for flow rate 5.69 L/min, 1.5 gpm (US) 60psi

Product	Finish	Price	-15
4861C	Chrome	\$ 335	\$ 348
4861BN	Brushed Nickel (PVD)	\$ 513	\$ 524
4861PN	Polished Nickel (PVD)	\$ 513	\$ 524
4861BK	Black	\$ 545	\$ 555
4861BG	Brushed Gold (PVD)	\$ 545	\$ 555

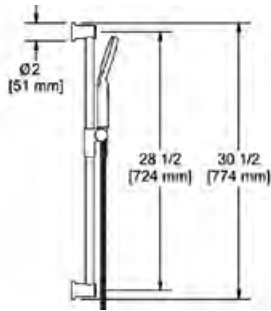
©UPC®

Shower/bath components



Hand shower rails

Hand shower rail



- Easy-Glide left cursor
- Ø22 mm (7/8") slide bar
- 4364, 2-jet hand shower
- Scale-free
- 150 cm (59") double interlock flexible hose, **swivel** and 2 check valves
- **7.6 L/min, 2.0 gpm (US) 60psi**

• Add -15 for flow rate 5.69 L/min, 1.5 gpm (US) 60psi

Product	Finish	Price	-15
4664C	Chrome	\$ 195	\$ 209
4664BN	Brushed Nickel (PVD)	\$ 301	\$ 313
4664PN	Polished Nickel (PVD)	\$ 301	\$ 313
4664BK	Black	\$ 331	\$ 341
4664BG	Brushed Gold (PVD)	\$ 331	\$ 341

Hand shower rail



- 4372, 3-jet hand shower
- 150 cm (59") double interlock flexible hose, **swivel** and 2 check valves
- Ø19 mm (¾") slide bar
- Scale-free
- Easy-Glide left cursor
- **7.6 L/min, 2.0 gpm (US) 60psi**

• Add -15 for flow rate 5.69 L/min, 1.5 gpm (US) 60psi

Product	Finish	Price	-15
4040C	Chrome	\$ 326	\$ 339
4040BN	Brushed Nickel (PVD)	\$ 497	\$ 511
4040PN	Polished Nickel (PVD)	\$ 497	\$ 511

©UPC®

Hand shower rail



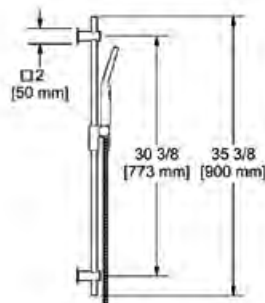
- Easy-Glide left cursor
- 4364, 2-jet hand shower
- Ø19 mm (¾") slide bar
- Scale-free
- 150 cm (59") double interlock flexible hose, **swivel** and 2 check valves
- **7.6 L/min, 2.0 gpm (US) 60psi**

• Add -15 for flow rate 5.69 L/min, 1.5 gpm (US) 60psi

Product	Finish	Price	-15
4824C	Chrome	\$ 312	\$ 324

©UPC®

Hand shower rail



- Easy-Glide left cursor
- 4365, 2-jet hand shower
- Ø19 mm (¾") slide bar
- Scale-free
- 150 cm (59") double interlock flexible hose, **swivel** and 2 check valves
- **7.6 L/min, 2.0 gpm (US) 60psi**

• Add -15 for flow rate 5.69 L/min, 1.5 gpm (US) 60psi

Product	Finish	Price	-15
4835C	Chrome	\$ 312	\$ 324
4835BN	Brushed Nickel (PVD)	\$ 519	\$ 529
4835BK	Black	\$ 545	\$ 555

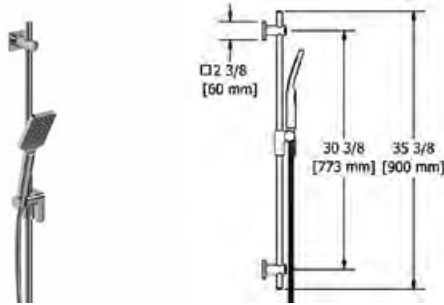
©UPC®

Shower/bath components



Hand shower rails

Hand shower rail



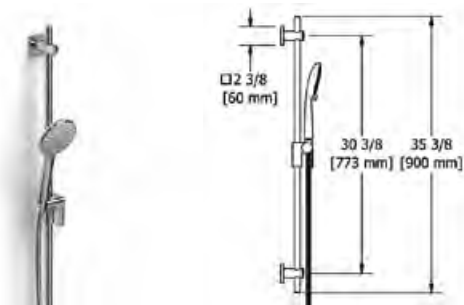
- Easy-Glide left cursor
- 4365, 2-jet hand shower
- Ø19 mm (¾") slide bar
- Scale-free
- 150 cm (59") double interlock flexible hose, **swivel** and 2 check valves
- **7.6 L/min, 2.0 gpm (US) 60psi**

• Add -15 for flow rate 5.69 L/min, 1.5 gpm (US) 60psi

Product	Finish	Price	-15
4825C	Chrome	\$ 312	\$ 324
4825BN	Brushed Nickel (PVD)	\$ 519	\$ 531
4825PN	Polished Nickel (PVD)	\$ 519	\$ 531

©UPC®

Hand shower rail



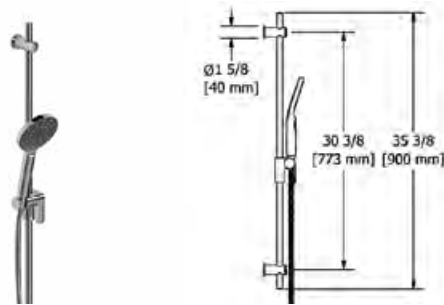
- Easy-Glide left cursor
- 4363, 3-jet hand shower with pause
- Ø19 mm (¾") slide bar
- Scale-free
- 150 cm (59") double interlock flexible hose, **swivel** and 2 check valves
- **7.6 L/min, 2.0 gpm (US) 60psi**

• Add -15 for flow rate 5.69 L/min, 1.5 gpm (US) 60psi

Product	Finish	Price	-15
4823C	Chrome	\$ 300	\$ 312

©UPC®

Hand shower rail



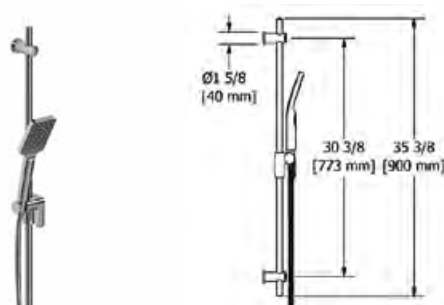
- Easy-Glide left cursor
- 4364, 2-jet hand shower
- Ø19 mm (¾") slide bar
- Scale-free
- 150 cm (59") double interlock flexible hose, **swivel** and 2 check valves
- **7.6 L/min, 2.0 gpm (US) 60psi**

• Add -15 for flow rate 5.69 L/min, 1.5 gpm (US) 60psi

Product	Finish	Price	-15
4814C	Chrome	\$ 263	\$ 275

©UPC®

Hand shower rail



- Easy-Glide left cursor
- 4365, 2-jet hand shower
- Ø19 mm (¾") slide bar
- Scale-free
- 150 cm (59") double interlock flexible hose, **swivel** and 2 check valves
- **7.6 L/min, 2.0 gpm (US) 60psi**

• Add -15 for flow rate 5.69 L/min, 1.5 gpm (US) 60psi

Product	Finish	Price	-15
4815C	Chrome	\$ 263	\$ 275

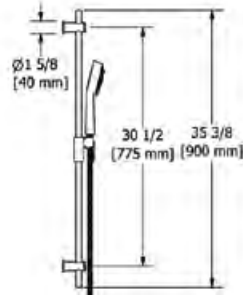
©UPC®

Shower/bath components



Hand shower rails

Hand shower rail



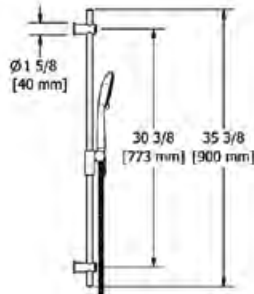
- Easy-Glide left cursor
- 4368, 5-jet hand shower
- Ø19 mm (¾") slide bar
- Scale-free
- 150 cm (59") double interlock flexible hose, **swivel** and 2 check valves
- **7.6 L/min, 2.0 gpm (US) 60psi**

• Add -15 for flow rate 5.69 L/min, 1.5 gpm (US) 60psi

Product	Finish	Price	-15
1010C	Chrome	\$ 251	\$ 262
1010BN	Brushed Nickel (PVD)	\$ 394	\$ 405
1010PN	Polished Nickel (PVD)	\$ 394	\$ 405

UPC®

Hand shower rail



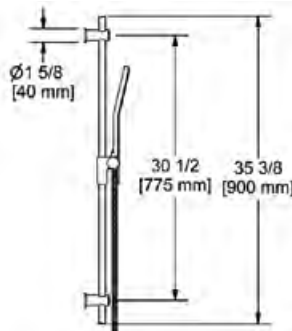
- Easy-Glide left cursor
- 4363, 3-jet hand shower
- Ø19 mm (¾") slide bar
- Scale-free
- 150 cm (59") double interlock flexible hose, **swivel** and 2 check valves
- **7.6 L/min, 2.0 gpm (US) 60psi**

• Add -15 for flow rate 5.69 L/min, 1.5 gpm (US) 60psi

Product	Finish	Price	-15
4813C	Chrome	\$ 251	\$ 262

UPC®

Hand shower rail, ADA



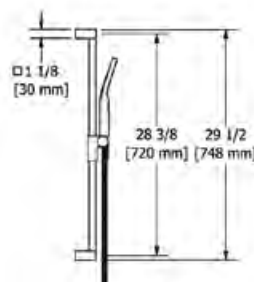
- Easy-Glide left cursor
- 4319, 1-jet hand shower
- Ø19 mm (¾") slide bar
- 150 cm (59") double interlock flexible hose, **swivel** and 2 check valves
- **9.5 L/min, 2.5 gpm (US) 60psi**

Product	Finish	Price	-
4867C	Chrome	\$ 236	-

UPC®



Hand shower rail



- Easy-Glide left cursor
- 4365, 2-jet hand shower
- Scale-free
- 150 cm (59") double interlock flexible hose, **swivel** and 2 check valves
- Square slide bar
- **7.6 L/min, 2.0 gpm (US) 60psi**

• Add -15 for flow rate 5.69 L/min, 1.5 gpm (US) 60psi

Product	Finish	Price	-15
4665C	Chrome	\$ 212	\$ 222
4665BN	Brushed Nickel (PVD)	\$ 270	\$ 281

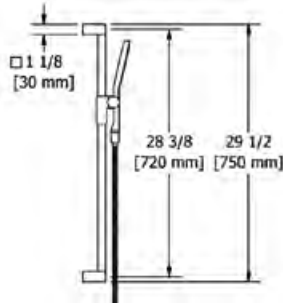
UPC®

Shower/bath components



Hand shower rails

Hand shower rail, ADA



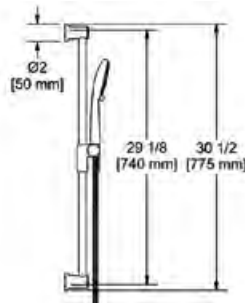
- Easy-Glide left cursor
- 4319, 1-jet hand shower
- Scale-free
- 150 cm (59") double interlock flexible hose, **swivel** and 2 check valves
- Square slide bar
- **9.5 L/min, 2.5 gpm (US) 60psi**

UPC®



Product	Finish	Price	-
4847C	Chrome	\$ 210	-

Hand shower rail



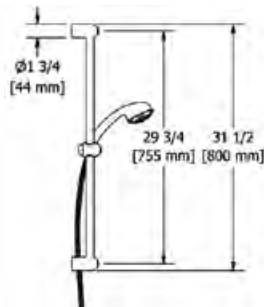
- Easy-Glide left cursor
- Ø22 mm (7/8") slide bar
- 4363, 3-jet hand shower with pause
- Scale-free
- 150 cm (59") double interlock flexible hose, **swivel** and 2 check valves
- **7.6 L/min, 2.0 gpm (US) 60psi**

UPC®

• Add -15 for flow rate 5.69 L/min, 1.5 gpm (US) 60psi

Product	Finish	Price	-15
5063C	Chrome	\$ 200	\$ 214

Hand shower rail



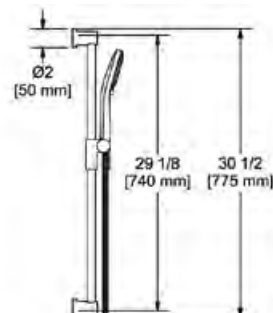
- 4366, 5-jet hand shower
- Scale-free
- Ø25 mm (1") slide bar
- 150 cm (59") double interlock flexible hose, **swivel** and 2 check valves
- **7.6 L/min, 2.0 gpm (US) 60psi**

UPC®

• Add -15 for flow rate 5.69 L/min, 1.5 gpm (US) 60psi

Product	Finish	Price	-15
6006C	Chrome	\$ 195	\$ 209
6006BN	Brushed Nickel (PVD)	\$ 322	\$ 334
6006PN	Polished Nickel (PVD)	\$ 322	\$ 334

Hand shower rail



- Easy-Glide left cursor
- Ø22 mm (7/8") slide bar
- 05, 3-jet hand shower
- Scale-free
- 150 cm (59") double interlock flexible hose, **swivel** and 2 check valves
- **7.6 L/min, 2.0 gpm (US) 60psi**

UPC®

• Add -15 for flow rate 5.69 L/min, 1.5 gpm (US) 60psi

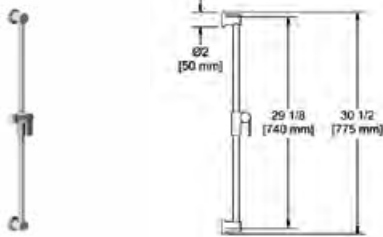
Product	Finish	Price	-15
5055C	Chrome	\$ 195	\$ 209
5055BN	Brushed Nickel (PVD)	\$ 301	\$ 313
5055PN	Polished Nickel (PVD)	\$ 301	\$ 313

Shower/bath components



Hand shower rails

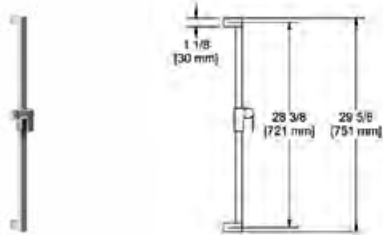
5055, 5063 shower rail



- Easy-Glide left cursor
- Ø22 mm (7/8") slide bar

Code	Finish	Price
4855C	Chrome	\$ 131
4855BN	Brushed Nickel (PVD)	\$ 158
4855PN	Polished Nickel (PVD)	\$ 158
4855BK	Black	\$ 178
4855BG	Brushed Gold (PVD)	\$ 178

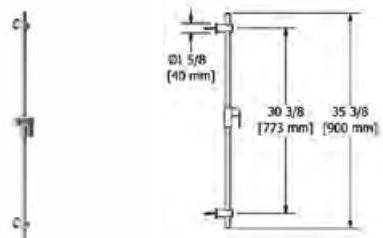
Square shower rail



- Easy-Glide left cursor
- Square slide bar

Code	Finish	Price
4854C	Chrome	\$ 122
4854BN	Brushed Nickel (PVD)	\$ 142

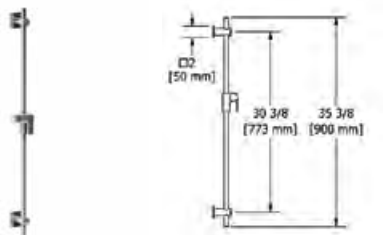
Shower rail without hand shower



- Easy-Glide left cursor
- Ø19 mm (¾") slide bar

Code	Finish	Price
4842C	Chrome	\$ 151
4842BN	Brushed Nickel (PVD)	\$ 210
4842PN	Polished Nickel (PVD)	\$ 210

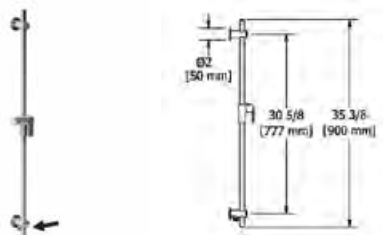
Shower rail without hand shower



- Easy-Glide left cursor
- Ø19 mm (¾") slide bar

Code	Finish	Price
4862C	Chrome	\$ 161
4862BN	Brushed Nickel (PVD)	\$ 225
4862PN	Polished Nickel (PVD)	\$ 225

Shower rail with built-in elbow supply without hand shower

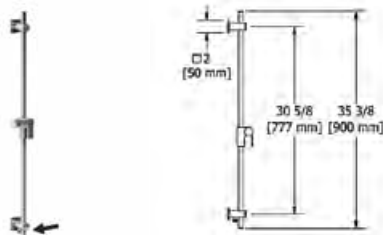


cUPC®

- Easy-Glide left cursor
- Ø19 mm (¾") slide bar
- Built-in elbow supply

Code	Finish	Price
4866C	Chrome	\$ 237
4866BN	Brushed Nickel (PVD)	\$ 333
4866PN	Polished Nickel (PVD)	\$ 333

Shower rail with built-in elbow supply without hand shower



cUPC®

- Easy-Glide left cursor
- Ø19 mm (¾") slide bar
- Built-in elbow supply

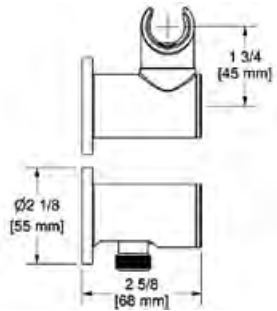
Code	Finish	Price
4846C	Chrome	\$ 247
4846BN	Brushed Nickel (PVD)	\$ 345
4846PN	Polished Nickel (PVD)	\$ 345

Shower/bath components



Wall brackets

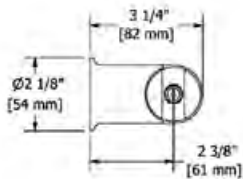
Hand shower holder with elbow supply



- 1/2" inlet female NPT
- Available summer 2016
- Directional
- Plastic
- 1/2" outlet male
- Adjustable depth

Code	Finish	Price
4950C	Chrome	\$ 58
4950BN	Brushed Nickel (PVD)	\$ 82

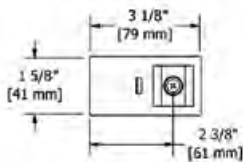
Adjustable wall bracket



- Plastic
- Adjustable

Code	Finish	Price
4903C	Chrome	\$ 26
4903BN	Brushed Nickel (PVD)	\$ 33

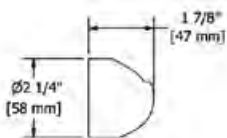
Plastic adjustable wall bracket



- Plastic
- Adjustable

Code	Finish	Price
4912C	Chrome	\$ 23

Fixed wall bracket



- Plastic

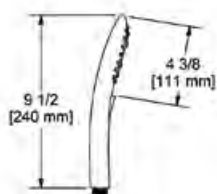
Code	Finish	Price
4901C	Chrome	\$ 14
4901BN	Brushed Nickel (PVD)	\$ 20

Shower/bath components



Hand showers

3-jet hand shower



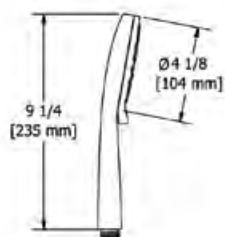
- 5 positions
- 3 jets: luxurious, invigorating, massage and mix
- 4372, 3-jet hand shower
- Scale-free
- 6.6L/min, 1.75 gpm (US) 60psi

• Add -15 for flow rate 5.7 L/min, 1.5 gpm (US) 60psi

Product	Finish	Price	-15
4372C	Chrome	\$ 304	\$ 314
4372BN	Brushed Nickel (PVD)	\$ 395	\$ 405
4372PN	Polished Nickel (PVD)	\$ 395	\$ 405

©UPC®

3-jet hand shower



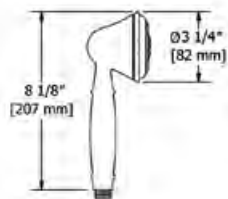
- Three positions
- 3-jet hand shower: luxurious, massage, mix
- Scale-free
- 7.6 L/min, 2.0 gpm (US) 60psi

• Add -15 for flow rate 5.69 L/min, 1.5 gpm (US) 60psi

Product	Finish	Price	-15
4370C	Chrome	\$ 210	\$ 220
4370BN	Brushed Nickel (PVD)	\$ 316	\$ 328
4370PN	Polished Nickel (PVD)	\$ 316	\$ 328
4370BK	Black	\$ 348	\$ 358
4370BG	Brushed Gold (PVD)	\$ 348	\$ 358

©UPC®

3-jet hand shower



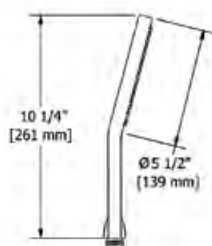
- Three positions
- 3-jet hand shower: luxurious, massage, invigorating
- Scale-free
- 7.6 L/min, 2.0 gpm (US) 60psi

• Add -15 for flow rate 5.69 L/min, 1.5 gpm (US) 60psi

Product	Finish	Price	-15
4310C	Chrome	\$ 176	\$ 188

©UPC®

1-jet hand shower



- One position
- Shower head 1 jet: wrapping
- 7.6 L/min, 2.0 gpm (US) 60psi

Product	Finish	Price	-
4319C	Chrome	\$ 124	-

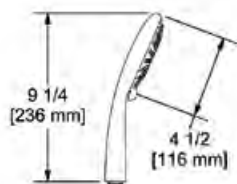
©UPC®

Shower/bath components



Hand showers

5-jet hand shower



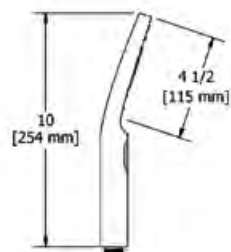
- 5 positions
- 3 jets: luxurious, invigorating, massage and mix
- Scale-free
- 6.6L/min, 1.75 gpm (US) 60psi

• Add -15 for flow rate 5.7 L/min, 1.5 gpm (US) 60psi

Product	Finish	Price	-15
4366C	Chrome	\$ 294	\$ 304
4366BN	Brushed Nickel (PVD)	\$ 442	\$ 452
4366PN	Polished Nickel (PVD)	\$ 442	\$ 452

cUPC®

2-jet hand Shower



- Three positions
- 2-jet hand shower: tropical breeze, luxurious
- Scale-free
- 7.6 L/min, 2.0 gpm (US) 60psi

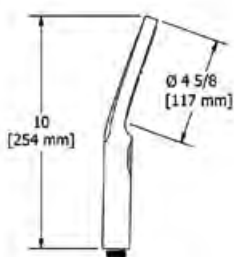
• Add -15 for flow rate 5.69 L/min, 1.5 gpm (US) 60psi

• Add -15 for flow rate 7.6 L/min, 2.0 gpm (US) 60psi

Product	Finish	Price	-15
4365C	Chrome	\$ 111	\$ 122
4365BN	Brushed Nickel (PVD)	\$ 140	\$ 153
4365PN	Polished Nickel (PVD)	\$ 140	\$ 153
4365BK	Black	\$ 154	\$ 164
4365BG	Brushed Gold (PVD)	\$ 154	\$ 164

cUPC®

2-jet hand Shower



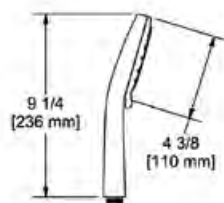
- Three positions
- 2-jet hand shower: tropical breeze, luxurious
- Scale-free
- 7.6 L/min, 2.0 gpm (US) 60psi

• Add -15 for flow rate 5.69 L/min, 1.5 gpm (US) 60psi

Product	Finish	Price	-15
4364C	Chrome	\$ 111	\$ 122
4364BN	Brushed Nickel (PVD)	\$ 140	\$ 150
4364PN	Polished Nickel (PVD)	\$ 140	\$ 150
4364BK	Black	\$ 155	\$ 165
4364BG	Brushed Gold (PVD)	\$ 155	\$ 165

cUPC®

3-jet hand shower



- 5 positions
- 3 jets: luxurious, invigorating, massage and mix
- Scale-free
- 6.6L/min, 1.75 gpm (US) 60psi

• Add -15 for flow rate 5.7 L/min, 1.5 gpm (US) 60psi

Product	Finish	Price	-15
4358C	Chrome	\$ 273	\$ 283
4358BN	Brushed Nickel (PVD)	\$ 410	\$ 420
4358PN	Polished Nickel (PVD)	\$ 410	\$ 420

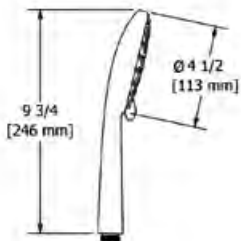
cUPC®

Shower/bath components



Hand showers and hoses

3-jet hand shower



- Three positions
- Four positions
- 3-jet hand shower: tropical breeze, luxurious, massage, mix and pause
- Scale-free
- 7.6 L/min, 2.0 gpm (US) 60psi

cUPC®

• Add -15 for flow rate 5.69 L/min, 1.5 gpm (US) 60psi

Product	Finish	Price	-15
4363C	Chrome	\$ 102	\$ 113

84" double interlock flexible hose, swivel and 2 check valves



- Conical nut 1/2" female
- 213 cm (84") double interlock flexible hose, **swivel** and 2 check valves

cUPC®

Product	Finish	Price	-
7059C	Chrome	\$ 70	-

59" double interlock flexible hose, swivel and 2 check valves



- Conical nut 1/2" female
- 150 cm (59") double interlock flexible hose, **swivel** and 2 check valves

cUPC®

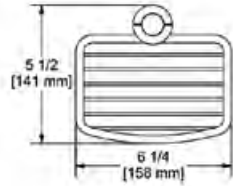
Product	Finish	Price	-
7259C	Chrome	\$ 62	-
7259BN	Brushed Nickel (PVD)	\$ 116	-
7259PN	Polished Nickel (PVD)	\$ 116	-
7259BK	Black	\$ 127	-
7259BG	Brushed Gold (PVD)	\$ 127	-

Shower/bath components



Rail accessories

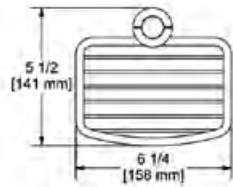
Shower rail basket, Ø of 17mm in 22mm (5/8 " for 7/8 ")



- Brass

Code	Finish	Price
265C	Chrome	\$ 151

Shower rail basket, Ø of 21mm in 25mm (7/8 "for 1")



- Brass

Code	Finish	Price
275C	Chrome	\$ 151

Ø25 mm, Ø22 mm or Ø19 mm clear soap dish



- For Ø25 mm (1"), Ø22mm (7/8") or Ø19 mm (3/4") slide bar
- Plastic

Code	Finish	Price
5001CL	Clear	\$ 20

Ø25 mm clear soap dish for sliding bar



- For Ø25 mm (1") slide bar
- Plastic

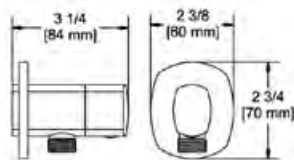
Code	Finish	Price
200CL	Clear	\$ 20

Shower/bath components



Elbow supplies

Venty elbow supply with shut-off valve

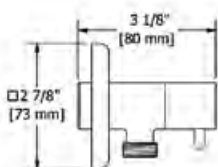


cUPC®

- ½" inlet female NPT
- Ceramic cartridge
- ½" outlet male
- Adjustable depth

Code	Finish	Price
799C	Chrome	\$ 176

Eiffel elbow supply with shut-off valve

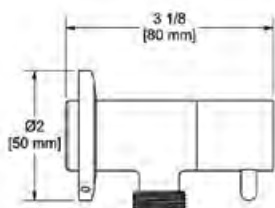


cUPC®

- ½" inlet female NPT
- Ceramic cartridge
- ½" outlet male
- Adjustable depth

Code	Finish	Price
770C	Chrome	\$ 151
770BN	Brushed Nickel (PVD)	\$ 201
770PN	Polished Nickel (PVD)	\$ 201

Momenti elbow supply with shut-off valve

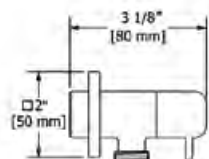


cUPC®

- ½" inlet female NPT
- Ceramic cartridge
- ½" outlet male
- Adjustable depth

Code	Finish	Price
739C	Chrome	\$ 142
739BN	Brushed Nickel (PVD)	\$ 209
739PN	Polished Nickel (PVD)	\$ 209

Salomé / Equinox elbow supply with shut-off valve

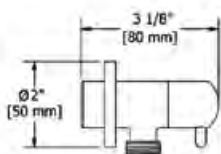


cUPC®

- ½" inlet female NPT
- Ceramic cartridge
- ½" outlet male
- Adjustable depth

Code	Finish	Price
777C	Chrome	\$ 138
777PN	Polished Nickel (PVD)	\$ 201

Elbow supply with shut-off valve



cUPC®

- ½" inlet female NPT
- Ceramic cartridge
- ½" outlet male
- Adjustable depth

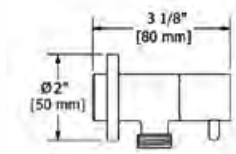
Code	Finish	Price
780C	Chrome	\$ 131
780BN	Brushed Nickel (PVD)	\$ 195
780PN	Polished Nickel (PVD)	\$ 195

Shower/bath components



Elbow supplies

Elbow supply with shut-off valve

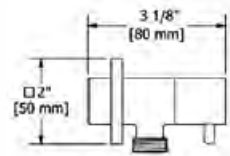


cUPC®

- 1/2" inlet female NPT
- Ceramic cartridge
- 1/2" outlet male
- Adjustable depth

Code	Finish	Price
790C	Chrome	\$ 131
790BN	Brushed Nickel (PVD)	\$ 195
790PN	Polished Nickel (PVD)	\$ 195

Elbow supply with shut-off valve

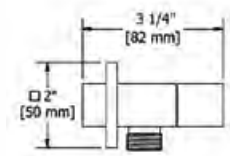


cUPC®

- 1/2" inlet female NPT
- Ceramic cartridge
- 1/2" outlet male
- Adjustable depth

Code	Finish	Price
760C	Chrome	\$ 131
760BN	Brushed Nickel (PVD)	\$ 195

Elbow supply with shut-off valve

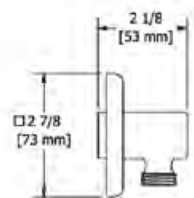


cUPC®

- 1/2" inlet female NPT
- Ceramic cartridge
- 1/2" outlet male
- Adjustable depth

Code	Finish	Price
744C	Chrome	\$ 124
744BN	Brushed Nickel (PVD)	\$ 188

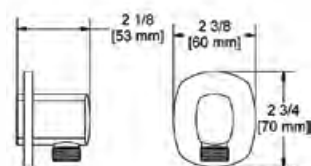
Eiffel elbow supply



- 1/2" inlet female NPT
- 1/2" outlet male
- Adjustable depth

Code	Finish	Price
750C	Chrome	\$ 101
750BN	Brushed Nickel (PVD)	\$ 138
750PN	Polished Nickel (PVD)	\$ 138

Venty elbow supply



- 1/2" inlet female NPT
- 1/2" outlet male
- Adjustable depth

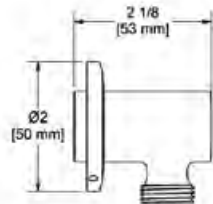
Code	Finish	Price
794C	Chrome	\$ 101

Shower/bath components



Elbow supplies

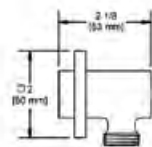
Momenti elbow supply



- 1/2" inlet female NPT
- 1/2" outlet male
- Adjustable depth

Code	Finish	Price
734C	Chrome	\$ 81
734BN	Brushed Nickel (PVD)	\$ 109
734PN	Polished Nickel (PVD)	\$ 109
734BK	Black	\$ 118
734BG	Brushed Gold (PVD)	\$ 118

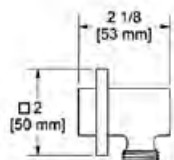
Salomé / Equinox elbow supply



- 1/2" inlet female NPT
- 1/2" outlet male
- Adjustable depth

Code	Finish	Price
772C	Chrome	\$ 79
772BN	Brushed Nickel (PVD)	\$ 106
772PN	Polished Nickel (PVD)	\$ 106
772BK	Black	\$ 116

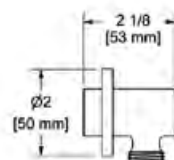
Elbow supply



- 1/2" inlet female NPT
- 1/2" outlet male
- Adjustable depth

Code	Finish	Price
720C	Chrome	\$ 61
720BN	Brushed Nickel (PVD)	\$ 83

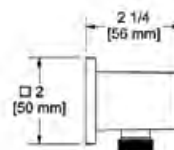
Elbow supply



- 1/2" inlet female NPT
- 1/2" outlet male
- Adjustable depth

Code	Finish	Price
710C	Chrome	\$ 56
710BN	Brushed Nickel (PVD)	\$ 78
710PN	Polished Nickel (PVD)	\$ 78
710BG	Brushed Gold (PVD)	\$ 85

Elbow supply



- 1/2" inlet female NPT
- 1/2" outlet male
- Adjustable depth

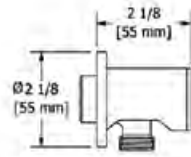
Code	Finish	Price
774C	Chrome	\$ 50
774BN	Brushed Nickel (PVD)	\$ 74
774PN	Polished Nickel (PVD)	\$ 74
774BK	Black	\$ 82
774BG	Brushed Gold (PVD)	\$ 82

Shower/bath components



Elbow supplies and thermo bar

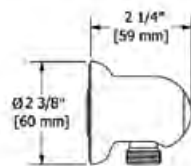
Elbow supply



- 1/2" inlet female NPT
- 1/2" outlet male
- Adjustable depth

Code	Finish	Price
775C	Chrome	\$ 36
775BN	Brushed Nickel (PVD)	\$ 61
775PN	Polished Nickel (PVD)	\$ 61
775BK	Black	\$ 67
775BG	Brushed Gold (PVD)	\$ 67

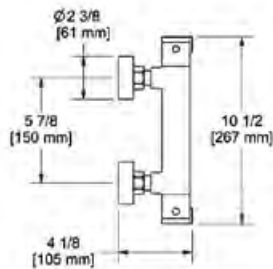
Elbow supply



- 1/2" inlet female NPT
- 1/2" outlet male
- Adjustable depth

Code	Finish	Price
747C	Chrome	\$ 35
747BN	Brushed Nickel (PVD)	\$ 58
747PN	Polished Nickel (PVD)	\$ 58

Type T (thermostatic) 1/2" external bar

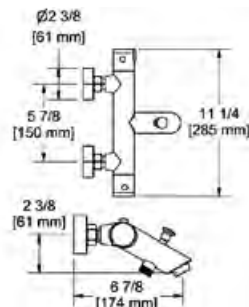


cUPC®

- 3/4" inlet female
- 1/2" male X 3/4" male adaptor
- Thermostatic cartridge
- Ceramic cartridge
- 29.5 L/min, 7.8 gpm (US) 60psi

Code	Finish	Price
CSTM77C	Chrome	\$ 258

Type T (thermostatic) bar with diverter and tub spout

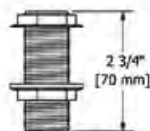


cUPC®

- 3/4" inlet female
- 1/2" male X 3/4" male adaptor
- Thermostatic cartridge
- Ceramic cartridge
- Diverter
- 17 L/min, 4.5 gpm (US) 60psi

Code	Finish	Price
CSTM81C	Chrome	\$ 386

Horizontal extensions kit



- 1/2" inlet female NPT
- 3/4" outlet male
- Pair

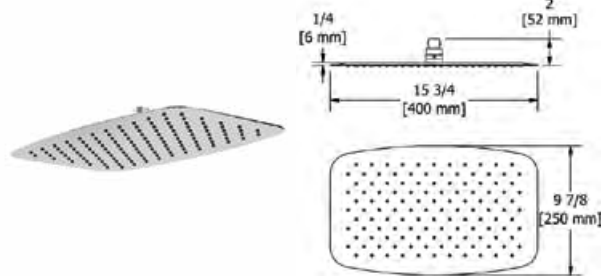
Code	Finish	Price
EXT77C	Chrome	\$ 66

Shower/bath components



Shower heads

10" x 16" rectangular shower head

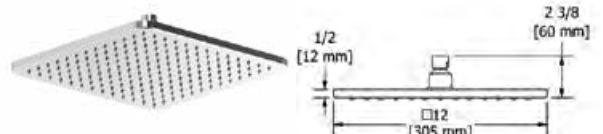


cUPC®

- 1/2" inlet female
- Stainless steel
- Scale-free
- Swivel
- 7.6 L/min, 2.0 gpm (US) 60psi

Code	Finish	Price
499C	Chrome	\$ 629

12" shower head



cUPC®

- 1/2" inlet female
- Scale-free
- Swivel
- 7.6 L/min, 2.0 gpm (US) 60psi

Code	Finish	Price
482C	Chrome	\$ 552
482PN	Polished Nickel (PVD)	\$ 669
482BK	Black	\$ 755
482BG	Brushed Gold (PVD)	\$ 755

13" shower head

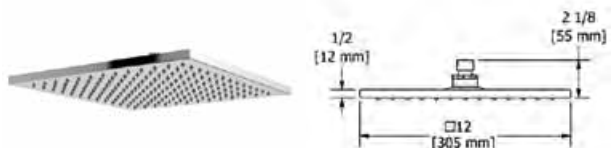


cUPC®

- 1/2" inlet female
- Scale-free
- Swivel
- 7.6 L/min, 2.0 gpm (US) 60psi

Code	Finish	Price
412C	Chrome	\$ 507
412BN	Brushed Nickel (PVD)	\$ 635
412PN	Polished Nickel (PVD)	\$ 635
412BK	Black	\$ 705
412BG	Brushed Gold (PVD)	\$ 705

12" shower head

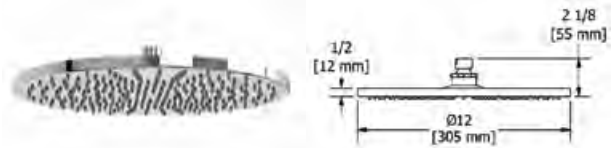


cUPC®

- 1/2" inlet female
- Scale-free
- Swivel
- 7.6 L/min, 2.0 gpm (US) 60psi

Code	Finish	Price
492C	Chrome	\$ 504
492BN	Brushed Nickel (PVD)	\$ 654
492PN	Polished Nickel (PVD)	\$ 654

12" shower head



cUPC®

- 1/2" inlet female
- Scale-free
- Swivel
- 7.6 L/min, 2.0 gpm (US) 60psi

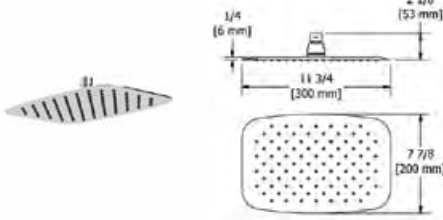
Code	Finish	Price
472C	Chrome	\$ 423
472BN	Brushed Nickel (PVD)	\$ 507
472PN	Polished Nickel (PVD)	\$ 507
472BK	Black	\$ 590
472BG	Brushed Gold (PVD)	\$ 590

Shower/bath components



Shower heads

8" x 12" rectangular shower head



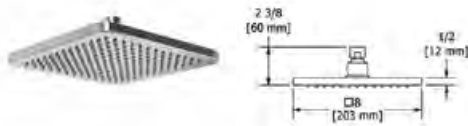
cUPC®

- 1/2" inlet female
- Stainless steel
- Scale-free
- Swivel
- 7.6 L/min, 2.0 gpm (US) 60psi

• Add -15 for flow rate 5.69 L/min, 1.5 gpm (US) 60psi

Product	Finish	Price	-15
495C	Chrome	\$ 328	\$ 340

8" shower head



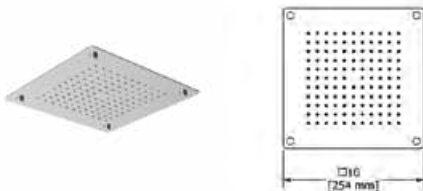
cUPC®

- 1/2" inlet female
- Scale-free
- Swivel
- 7.6 L/min, 2.0 gpm (US) 60psi

• Add -15 for flow rate 5.69 L/min, 1.5 gpm (US) 60psi

Product	Finish	Price	-15
478C	Chrome	\$ 328	\$ 340
478BN	Brushed Nickel (PVD)	\$ 458	\$ 470
478PN	Polished Nickel (PVD)	\$ 458	\$ 458
478BK	Black	\$ 470	\$ 480

10" built-in shower head



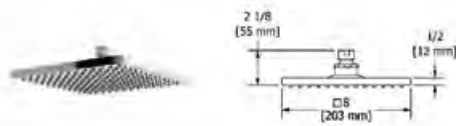
cUPC®

- 1/2" inlet female
- Stainless steel
- Scale-free
- 7.6 L/min, 2.0 gpm (US) 60psi

• Add -15 for flow rate 5.69 L/min, 1.5 gpm (US) 60psi

Product	Finish	Price	-15
480C	Chrome	\$ 275	\$ 289
480BK	Black	\$ 375	\$ 385
480BG	Brushed Gold (PVD)	\$ 375	\$ 385

8" shower head



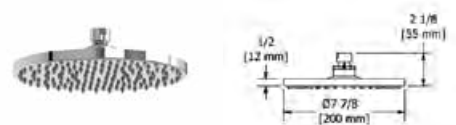
cUPC®

- 1/2" inlet female
- Scale-free
- Swivel
- 7.6 L/min, 2.0 gpm (US) 60psi

• Add -15 for flow rate 5.69 L/min, 1.5 gpm (US) 60psi
 • Add -15 for flow rate 7.6 L/min, 2.0 gpm (US) 60psi

Product	Finish	Price	-15
488C	Chrome	\$ 237	\$ 247
488BN	Brushed Nickel (PVD)	\$ 308	\$ 318
488PN	Polished Nickel (PVD)	\$ 308	\$ 318
488BG	Brushed Gold (PVD)	\$ 331	\$ 341

8" shower head



cUPC®

- 1/2" inlet female
- Scale-free
- Swivel
- 7.6 L/min, 2.0 gpm (US) 60psi

• Add -15 for flow rate 5.69 L/min, 1.5 gpm (US) 60psi

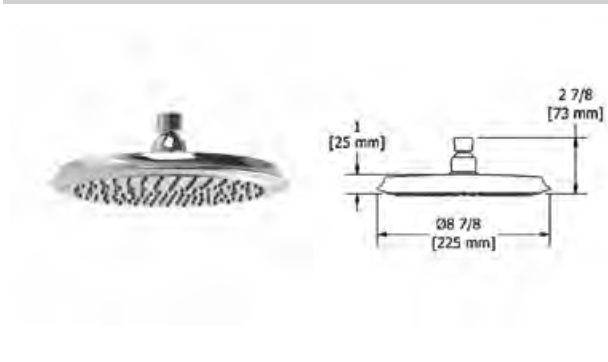
Product	Finish	Price	-15
468C	Chrome	\$ 230	\$ 242
468BN	Brushed Nickel (PVD)	\$ 269	\$ 280
468PN	Polished Nickel (PVD)	\$ 269	\$ 280
468BK	Black	\$ 321	\$ 332
468BG	Brushed Gold (PVD)	\$ 321	\$ 332

Shower/bath components



Shower heads

8" shower head



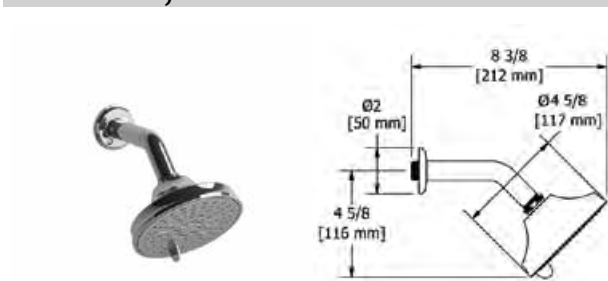
UPC®

- 1/2" inlet female
- Scale-free
- Swivel
- 7.6 L/min, 2.0 gpm (US) 60psi

• Add -15 for flow rate 5.69 L/min, 1.5 gpm (US) 60psi

Product	Finish	Price	-15
408C	Chrome	\$ 218	\$ 230
408BN	Brushed Nickel (PVD)	\$ 258	\$ 270
408PN	Polished Nickel (PVD)	\$ 258	\$ 270
408BK	Black	\$ 271	\$ 283
408BG	Brushed Gold (PVD)	\$ 271	\$ 283

Momenti 2-jet shower head with arm



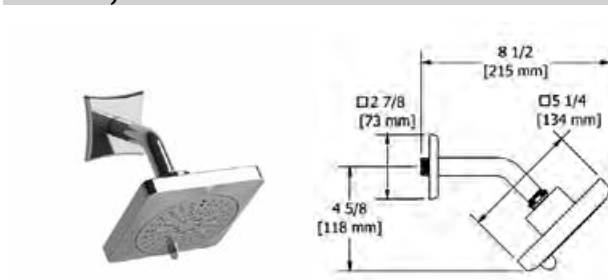
UPC®

- Six positions
- 2 jets: luxurious, invigorating
- Shower arm with Momenti flange
- Scale-free
- Swivel
- 7.6 L/min, 2.0 gpm (US) 60psi

• Add -15 for flow rate 5.69 L/min, 1.5 gpm (US) 60psi

Product	Finish	Price	-15
356C	Chrome	\$ 188	\$ 198
356BN	Brushed Nickel (PVD)	\$ 235	\$ 247
356PN	Polished Nickel (PVD)	\$ 235	\$ 247
356BK	Black	\$ 269	\$ 279

Eiffel 2-jet shower head with arm



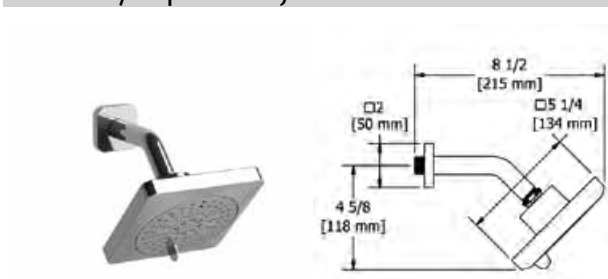
UPC®

- Six positions
- 2 jets: luxurious, invigorating
- Shower arm with Eiffel flange
- Scale-free
- Swivel
- 7.6 L/min, 2.0 gpm (US) 60psi

• Add -15 for flow rate 5.69 L/min, 1.5 gpm (US) 60psi

Product	Finish	Price	-15
326C	Chrome	\$ 188	\$ 198
326BN	Brushed Nickel (PVD)	\$ 235	\$ 247
326PN	Polished Nickel (PVD)	\$ 235	\$ 247

Salomé / Equinox 2-jet shower head with arm



UPC®

- Six positions
- 2 jets: luxurious, invigorating
- Scale-free
- Swivel
- Shower arm with Salome flange with set screw
- 7.6 L/min, 2.0 gpm (US) 60psi

• Add -15 for flow rate 5.69 L/min, 1.5 gpm (US) 60psi

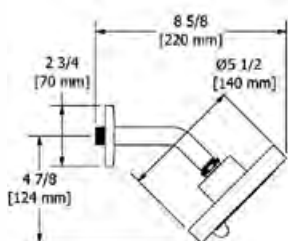
Product	Finish	Price	-15
376C	Chrome	\$ 188	\$ 198
376BN	Brushed Nickel (PVD)	\$ 235	\$ 247
376PN	Polished Nickel (PVD)	\$ 235	\$ 247
376BK	Black	\$ 257	\$ 267

Shower/bath components



Shower heads

Venty 2-jet shower head with arm



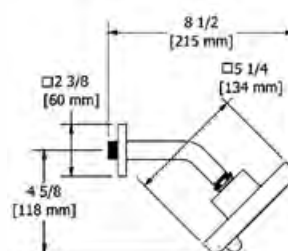
- Six positions
- 2 jets: luxurious, invigorating
- Scale-free
- **Swivel**
- Shower arm with Venty flange with set screw
- **7.6 L/min, 2.0 gpm (US) 60psi**

©UPC®

• Add -15 for flow rate 5.69 L/min, 1.5 gpm (US) 60psi

Product	Finish	Price	-15
396C	Chrome	\$ 188	\$ 198

2-jet shower head with arm



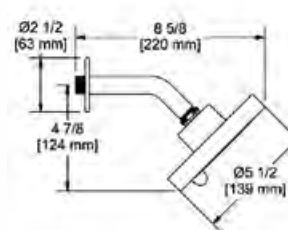
- Six positions
- 2 jets: luxurious, invigorating
- Shower arm with square flange
- Scale-free
- **Swivel**
- **7.6 L/min, 2.0 gpm (US) 60psi**

©UPC®

• Add -15 for flow rate 5.69 L/min, 1.5 gpm (US) 60psi

Product	Finish	Price	-15
343C	Chrome	\$ 153	\$ 163
343BN	Brushed Nickel (PVD)	\$ 198	\$ 212
343PN	Polished Nickel (PVD)	\$ 198	\$ 212

2-jet shower head with arm



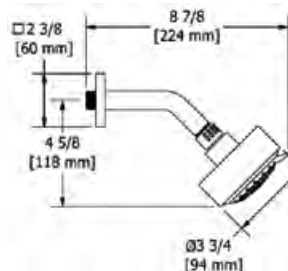
- Six positions
- 2 jets: luxurious, invigorating
- Shower arm with round flange
- Scale-free
- **Swivel**
- **7.6 L/min, 2.0 gpm (US) 60psi**

©UPC®

• Add -15 for flow rate 5.69 L/min, 1.5 gpm (US) 60psi

Product	Finish	Price	-15
366C	Chrome	\$ 140	\$ 153
366BN	Brushed Nickel (PVD)	\$ 176	\$ 188
366PN	Polished Nickel (PVD)	\$ 176	\$ 188
366BK	Black	\$ 196	\$ 206

Eco 3-jet shower head with arm



- 3 jets: tropical breeze, luxurious, massage
- Shower arm with square flange
- Scale-free
- **Swivel**
- **7 L/min, 1.85 gpm (US) 60psi**

©UPC®

• Add -15 for flow rate 7 L/min, 1.85 gpm (US) 60psi

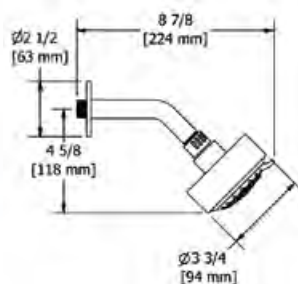
Product	Finish	Price	-15
346C	Chrome	\$ 91	\$ 103
346BN	Brushed Nickel (PVD)	\$ 108	\$ 119
346PN	Polished Nickel (PVD)	\$ 108	\$ 119

Shower/bath components



Shower heads

Eco 3-jet shower head with arm



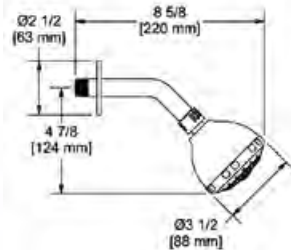
- 3 jets: tropical breeze, luxurious, massage
- Scale-free
- **Swivel**
- Shower arm with round flange
- 7 L/min, 1.85 gpm (US) 60psi

• Add -15 for flow rate 5.69 L/min, 1.5 gpm (US) 60psi

Product	Finish	Price	-15
358C	Chrome	\$ 66	\$ 79
358BN	Brushed Nickel (PVD)	\$ 82	\$ 96
358PN	Polished Nickel (PVD)	\$ 82	\$ 96

cUPC®

3-jet shower head with arm



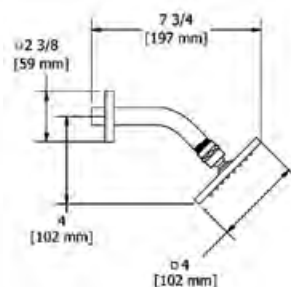
- 3 jets: tropical breeze, luxurious, massage
- Shower arm with round flange
- Scale-free
- **Swivel**
- 7.6 L/min, 2.0 gpm (US) 60psi

• Add -15 for flow rate 5.69 L/min, 1.5 gpm (US) 60psi

Product	Finish	Price	-15
308C	Chrome	\$ 50	\$ 61
308BN	Brushed Nickel (PVD)	\$ 81	\$ 94
308PN	Polished Nickel (PVD)	\$ 81	\$ 94

cUPC®

4" shower head with arm



- Shower arm with square flange
- Scale-free
- **Swivel**
- 7.6 L/min, 2.0 gpm (US) 60psi

• Add -15 for flow rate 5.69 L/min, 1.5 gpm (US) 60psi

Product	Finish	Price	-15
384C	Chrome	\$ 133	\$ 143

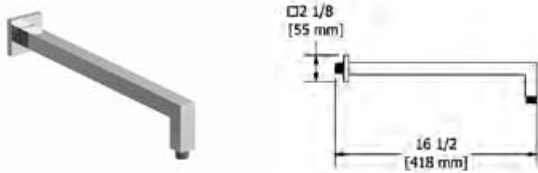
cUPC®

Shower/bath components



Shower arms

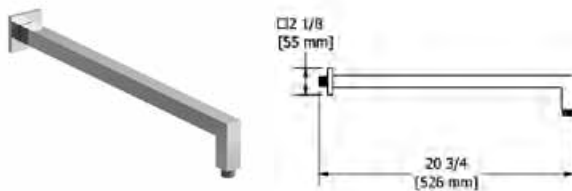
16" square shower arm



- 1/2" inlet male NPT
- Square flange

Code	Finish	Price
543C	Chrome	\$ 162
543BN	Brushed Nickel (PVD)	\$ 226
543BG	Brushed Gold (PVD)	\$ 244

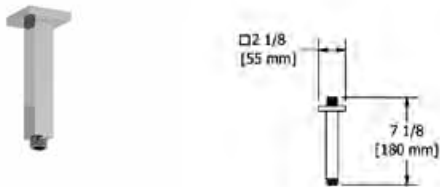
20" square shower arm



- 1/2" inlet male NPT
- Square flange

Code	Finish	Price
547C	Chrome	\$ 180
547BN	Brushed Nickel (PVD)	\$ 250
547BG	Brushed Gold (PVD)	\$ 264

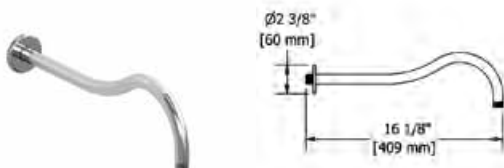
6" vertical square shower arm



- 1/2" inlet male NPT
- Square flange with set screw

Code	Finish	Price
548C	Chrome	\$ 101
548BN	Brushed Nickel (PVD)	\$ 138
548BG	Brushed Gold (PVD)	\$ 151

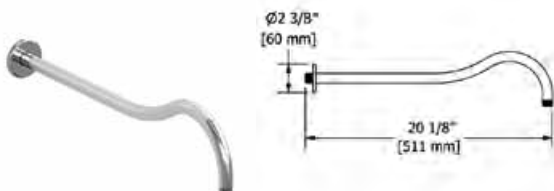
16" shower arm



- 1/2" inlet male NPT
- Round flange

Code	Finish	Price
584C	Chrome	\$ 114
584BN	Brushed Nickel (PVD)	\$ 169
584PN	Polished Nickel (PVD)	\$ 169

20" shower arm



- 1/2" inlet male NPT
- Round flange

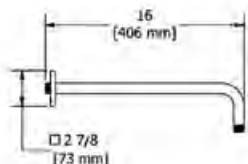
Code	Finish	Price
583C	Chrome	\$ 128
583BN	Brushed Nickel (PVD)	\$ 194
583PN	Polished Nickel (PVD)	\$ 194

Shower/bath components



Shower arms


16" shower arm



- 1/2" inlet male NPT
- Shower arm with Eiffel flange

Code	Finish	Price
524C	Chrome	\$ 112
524BN	Brushed Nickel (PVD)	\$ 158
524PN	Polished Nickel (PVD)	\$ 158

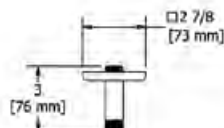
20" shower arm



- 1/2" inlet male NPT
- Shower arm with Eiffel flange

Code	Finish	Price
523C	Chrome	\$ 124
523BN	Brushed Nickel (PVD)	\$ 183
523PN	Polished Nickel (PVD)	\$ 183

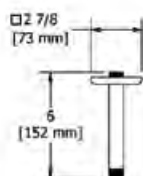
3" vertical shower arm



- 1/2" inlet male NPT
- Shower arm with Eiffel flange

Code	Finish	Price
529C	Chrome	\$ 61
529BN	Brushed Nickel (PVD)	\$ 78
529PN	Polished Nickel (PVD)	\$ 78

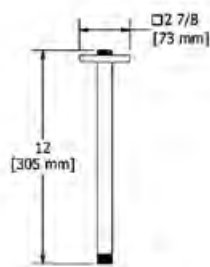
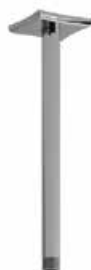
6" vertical shower arm



- 1/2" inlet male NPT
- Shower arm with Eiffel flange

Code	Finish	Price
528C	Chrome	\$ 74
528BN	Brushed Nickel (PVD)	\$ 92
528PN	Polished Nickel (PVD)	\$ 92

12" vertical shower arm



- 1/2" inlet male NPT
- Shower arm with Eiffel flange

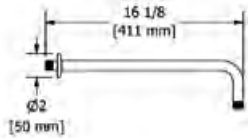
Code	Finish	Price
527C	Chrome	\$ 91
527BN	Brushed Nickel (PVD)	\$ 124
527PN	Polished Nickel (PVD)	\$ 124

Shower/bath components



Shower arms

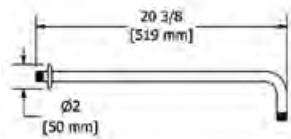
16" shower arm



- 1/2" inlet male NPT
- Shower arm with Momenti flange

Code	Finish	Price
554C	Chrome	\$ 110
554BN	Brushed Nickel (PVD)	\$ 150
554PN	Polished Nickel (PVD)	\$ 150
554BK	Black	\$ 158
554BG	Brushed Gold (PVD)	\$ 158

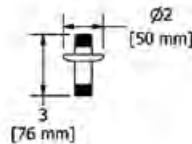
20" shower arm



- 1/2" inlet male NPT
- Shower arm with Momenti flange

Code	Finish	Price
553C	Chrome	\$ 128
553BN	Brushed Nickel (PVD)	\$ 178
553PN	Polished Nickel (PVD)	\$ 178
553BK	Black	\$ 190
553BG	Brushed Gold (PVD)	\$ 190

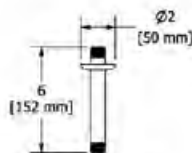
3" vertical shower arm



- 1/2" inlet male NPT
- Shower arm with Momenti flange

Code	Finish	Price
559C	Chrome	\$ 63
559BN	Brushed Nickel (PVD)	\$ 80
559PN	Polished Nickel (PVD)	\$ 80
559BK	Black	\$ 93
559BG	Brushed Gold (PVD)	\$ 93

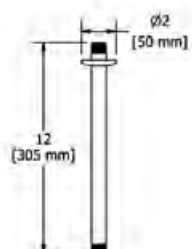

6" vertical shower arm



- 1/2" inlet male NPT
- Shower arm with Momenti flange

Code	Finish	Price
558C	Chrome	\$ 71
558BN	Brushed Nickel (PVD)	\$ 96
558PN	Polished Nickel (PVD)	\$ 96
558BK	Black	\$ 103
558BG	Brushed Gold (PVD)	\$ 103

12" vertical shower arm



- 1/2" inlet male NPT
- Shower arm with Momenti flange

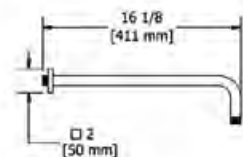
Code	Finish	Price
557C	Chrome	\$ 94
557BN	Brushed Nickel (PVD)	\$ 128
557PN	Polished Nickel (PVD)	\$ 128
557BK	Black	\$ 140
557BG	Brushed Gold (PVD)	\$ 140

Shower/bath components



Shower arms

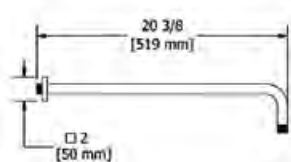
16" shower arm



- 1/2" inlet male NPT
- Shower arm with Salome flange with set screw

Code	Finish	Price
574C	Chrome	\$ 107
574BN	Brushed Nickel (PVD)	\$ 144
574PN	Polished Nickel (PVD)	\$ 144
574BK	Black	\$ 158

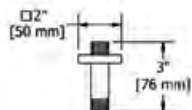
20" shower arm



- 1/2" inlet male NPT
- Shower arm with Salome flange with set screw

Code	Finish	Price
573C	Chrome	\$ 124
573BN	Brushed Nickel (PVD)	\$ 173
573PN	Polished Nickel (PVD)	\$ 173
573BK	Black	\$ 187

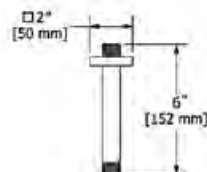
3" vertical shower arm



- 1/2" inlet male NPT
- Shower arm with Salome flange with set screw

Code	Finish	Price
579C	Chrome	\$ 61
579BN	Brushed Nickel (PVD)	\$ 78
579PN	Polished Nickel (PVD)	\$ 78
579BK	Black	\$ 85

6" vertical shower arm



- 1/2" inlet male NPT
- Shower arm with Salome flange with set screw

Code	Finish	Price
578C	Chrome	\$ 70
578BN	Brushed Nickel (PVD)	\$ 92
578PN	Polished Nickel (PVD)	\$ 92
578BK	Black	\$ 100

12" vertical shower arm



- 1/2" inlet male NPT
- Shower arm with Salome flange with set screw

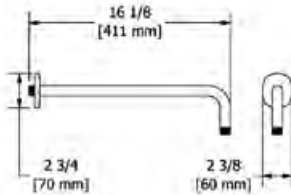
Code	Finish	Price
577C	Chrome	\$ 91
577BN	Brushed Nickel (PVD)	\$ 124
577PN	Polished Nickel (PVD)	\$ 124
577BK	Black	\$ 137

Shower/bath components



Shower arms


16" shower arm



- 1/2" inlet male NPT
- Shower arm with Venty flange with set screw

Code	Finish	Price
594C	Chrome	\$ 107

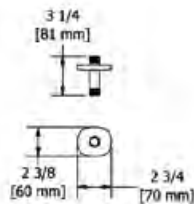
20" shower arm



- 1/2" inlet male NPT
- Shower arm with Venty flange with set screw

Code	Finish	Price
593C	Chrome	\$ 124

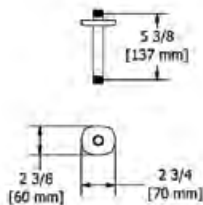
3" vertical shower arm



- 1/2" inlet male NPT
- Shower arm with Venty flange with set screw

Code	Finish	Price
599C	Chrome	\$ 61

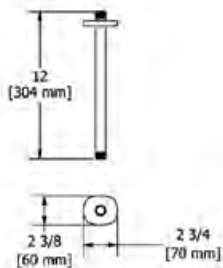
6" vertical shower arm



- 1/2" inlet male NPT
- Shower arm with Venty flange with set screw

Code	Finish	Price
598C	Chrome	\$ 70

12" vertical shower arm



- 1/2" inlet male NPT
- Shower arm with Venty flange with set screw

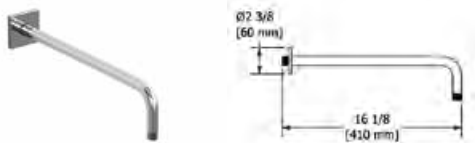
Code	Finish	Price
597C	Chrome	\$ 91

Shower/bath components



Shower arms

16" shower arm



- 1/2" inlet male NPT
- Square flange with set screw

Code	Finish	Price
560C	Chrome	\$ 96
560BN	Brushed Nickel (PVD)	\$ 144
560PN	Polished Nickel (PVD)	\$ 144
560BG	Brushed Gold (PVD)	\$ 155


20" shower arm



- 1/2" inlet male NPT
- Square flange with set screw

Code	Finish	Price
533C	Chrome	\$ 105
533BN	Brushed Nickel (PVD)	\$ 159
533PN	Polished Nickel (PVD)	\$ 159
533BG	Brushed Gold (PVD)	\$ 171

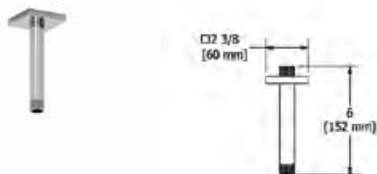
3" vertical shower arm



- 1/2" inlet male NPT
- Square flange with set screw

Code	Finish	Price
519C	Chrome	\$ 53
519BN	Brushed Nickel (PVD)	\$ 72
519PN	Polished Nickel (PVD)	\$ 72
519BG	Brushed Gold (PVD)	\$ 80

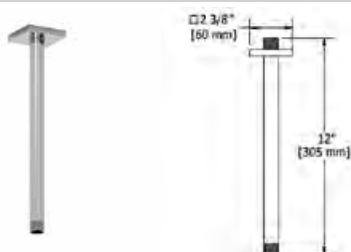
6" vertical shower arm



- 1/2" inlet male NPT
- Square flange with set screw

Code	Finish	Price
518C	Chrome	\$ 58
518BN	Brushed Nickel (PVD)	\$ 85
518PN	Polished Nickel (PVD)	\$ 85
518BG	Brushed Gold (PVD)	\$ 94

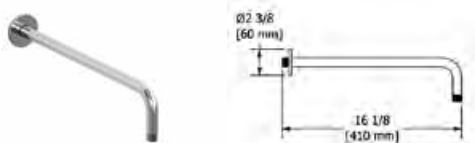
12" vertical shower arm



- 1/2" inlet male NPT
- Square flange with set screw

Code	Finish	Price
517C	Chrome	\$ 73
517BN	Brushed Nickel (PVD)	\$ 111
517PN	Polished Nickel (PVD)	\$ 111
517BG	Brushed Gold (PVD)	\$ 121

16" shower arm



- 1/2" inlet male NPT
- Round flange

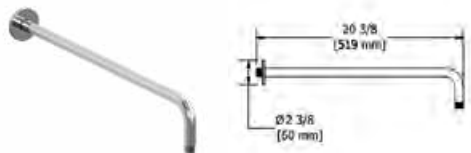
Code	Finish	Price
503C	Chrome	\$ 70
503BN	Brushed Nickel (PVD)	\$ 116
503PN	Polished Nickel (PVD)	\$ 116
503BK	Black	\$ 127
503BG	Brushed Gold (PVD)	\$ 127

Shower/bath components



Shower arms

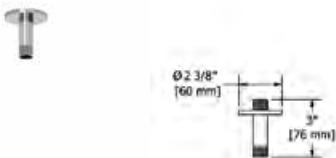
20" shower arm



- 1/2" inlet male NPT
- Round flange

Code	Finish	Price
513C	Chrome	\$ 88
513BN	Brushed Nickel (PVD)	\$ 140
513PN	Polished Nickel (PVD)	\$ 140
513BK	Black	\$ 151
513BG	Brushed Gold (PVD)	\$ 151

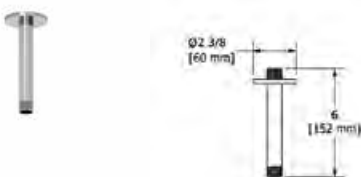
3" vertical shower arm



- 1/2" inlet male NPT
- Round flange

Code	Finish	Price
509C	Chrome	\$ 31
509BN	Brushed Nickel (PVD)	\$ 53
509PN	Polished Nickel (PVD)	\$ 53
509BK	Black	\$ 58
509BG	Brushed Gold (PVD)	\$ 58

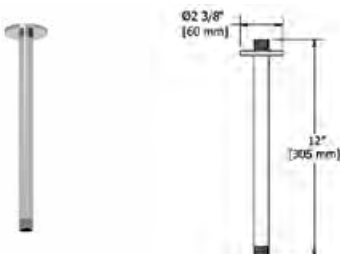
6" vertical shower arm



- 1/2" inlet male NPT
- Round flange

Code	Finish	Price
508C	Chrome	\$ 35
508BN	Brushed Nickel (PVD)	\$ 59
508PN	Polished Nickel (PVD)	\$ 59
508BK	Black	\$ 64
508BG	Brushed Gold (PVD)	\$ 64

12" vertical shower arm



- 1/2" inlet male NPT
- Round flange

Code	Finish	Price
507C	Chrome	\$ 58
507BN	Brushed Nickel (PVD)	\$ 86
507PN	Polished Nickel (PVD)	\$ 86
507BK	Black	\$ 95
507BG	Brushed Gold (PVD)	\$ 95

Regular shower arm



- 1/2" inlet male NPT
- Square flange

Code	Finish	Price
546C	Chrome	\$ 42
546BN	Brushed Nickel (PVD)	\$ 54

Regular shower arm with flange



- 1/2" inlet male NPT
- Round flange

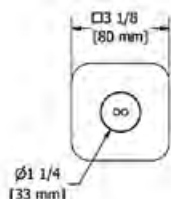
Code	Finish	Price
506C	Chrome	\$ 20
506BN	Brushed Nickel (PVD)	\$ 31

Shower/bath components



Body jets

Spin tile body jet



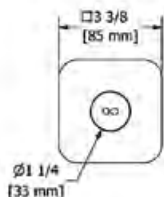
cUPC®

- 1/2" inlet male NPT
- Rotating jet
- **Special rough included**
- 3.7 L/min, 1 gpm (US) 60psi

* Must be ordered at the same time as the valve rough

Code	Finish	Price
379C	Chrome	\$ 275

Spin tile body jet



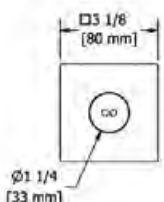
cUPC®

- 1/2" inlet male NPT
- Rotating jet
- **Special rough included**
- 3.7 L/min, 1 gpm (US) 60psi

* Must be ordered at the same time as the valve rough

Code	Finish	Price
399C	Chrome	\$ 275

Spin tile body jet



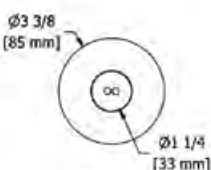
cUPC®

- 1/2" inlet male NPT
- Rotating jet
- **Special rough included**
- 3.7 L/min, 1 gpm (US) 60psi

* Must be ordered at the same time as the valve rough

Code	Finish	Price
349C	Chrome	\$ 251

Spin tile body jet



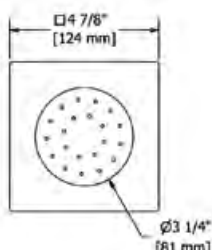
cUPC®

- 1/2" inlet male NPT
- Rotating jet
- **Special rough included**
- 3.7 L/min, 1 gpm (US) 60psi

* Must be ordered at the same time as the valve rough

Code	Finish	Price
369C	Chrome	\$ 251

Tile body jet



cUPC®

- 1/2" inlet male NPT
- Directional
- Scale-free
- **Special rough included**
- 4.5 L/min, 1.2 gpm (US) 60psi

* Must be ordered at the same time as the valve rough

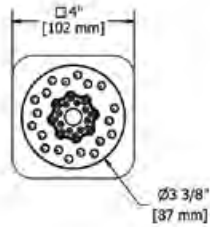
Code	Finish	Price
340C	Chrome	\$ 251

Shower/bath components



Body jets

2-jet tile body jet

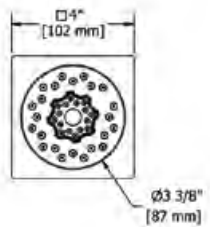


cUPC®

- 1/2" inlet male NPT
- Directional
- 2-jet
- Scale-free
- 6.2 L/min, 1.6 gpm (US) 60psi

Code	Finish	Price
371C	Chrome	\$ 138
371PN	Polished Nickel (PVD)	\$ 176

2-jet tile body jet

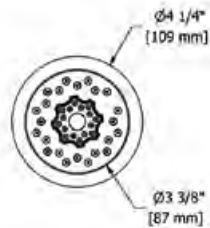


cUPC®

- 1/2" inlet male NPT
- Directional
- 2-jet
- Scale-free
- 6.2 L/min, 1.6 gpm (US) 60psi

Code	Finish	Price
344C	Chrome	\$ 116

2-jet tile body jet

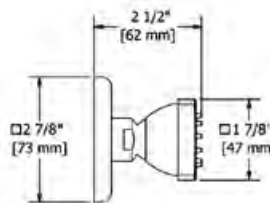


cUPC®

- 1/2" inlet male NPT
- Directional
- 2-jet
- Scale-free
- 6.2 L/min, 1.6 gpm (US) 60psi

Code	Finish	Price
324C	Chrome	\$ 116

Eiffel body jet

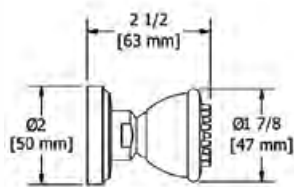


cUPC®

- 1/2" inlet female NPT
- Directional
- Scale-free
- 2 à/to 6 L/min, 0.5 à/to 1.6 gpm (US) 60psi

Code	Finish	Price
370C	Chrome	\$ 138
370BN	Brushed Nickel (PVD)	\$ 190
370PN	Polished Nickel (PVD)	\$ 190

Momenti body jet



cUPC®

- 1/2" inlet female NPT
- Directional
- Scale-free
- 2 à/to 6 L/min, 0.5 à/to 1.6 gpm (US) 60psi

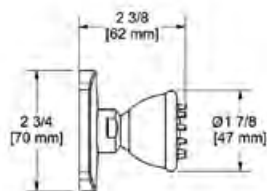
Code	Finish	Price
337C	Chrome	\$ 133
337BN	Brushed Nickel (PVD)	\$ 194
337PN	Polished Nickel (PVD)	\$ 194

Shower/bath components



Body jets

Venty body jet

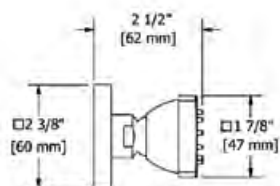


cUPC®

- ½" inlet female NPT
- Directional
- Scale-free
- 2 à/to 6 L/min, 0.5 à/to 1.6 gpm (US) 60psi

Code	Finish	Price
397C	Chrome	\$ 128

Body jet

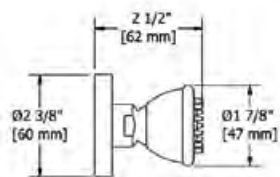


cUPC®

- ½" inlet female NPT
- Directional
- Scale-free
- 2 à/to 6 L/min, 0.5 à/to 1.6 gpm (US) 60psi

Code	Finish	Price
350C	Chrome	\$ 118
350BN	Brushed Nickel (PVD)	\$ 177
350PN	Polished Nickel (PVD)	\$ 177

Body jet

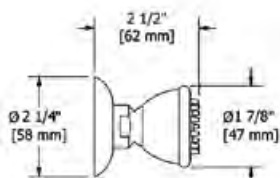


cUPC®

- ½" inlet female NPT
- Directional
- Scale-free
- 2 à/to 6 L/min, 0.5 à/to 1.6 gpm (US) 60psi

Code	Finish	Price
390C	Chrome	\$ 106
390BN	Brushed Nickel (PVD)	\$ 162
390PN	Polished Nickel (PVD)	\$ 162

Body jet

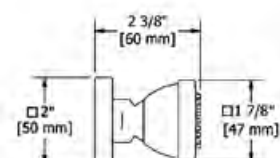


cUPC®

- ½" inlet female NPT
- Directional
- Scale-free
- 2 à/to 6 L/min, 0.5 à/to 1.6 gpm (US) 60psi

Code	Finish	Price
327C	Chrome	\$ 88
327BN	Brushed Nickel (PVD)	\$ 128
327PN	Polished Nickel (PVD)	\$ 128

Salomé / Equinox body jet



cUPC®

- ½" inlet female NPT
- Directional
- Scale-free
- 2 à/to 6 L/min, 0.5 à/to 1.6 gpm (US) 60psi

Code	Finish	Price
377C	Chrome	\$ 128
377BN	Brushed Nickel (PVD)	\$ 190
377PN	Polished Nickel (PVD)	\$ 190

Shower/bath components



Wall-mount tub spout

Tub spout rough



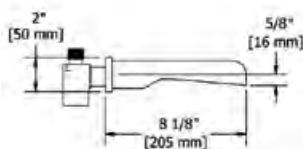
cUPC®

• ROUGH ONLY

Code	Description	Price
RH80	—	\$ 63

Code	Finish	Price
TZ00P80C	Chrome	\$ 333
TZ00P80BN	Brushed Nickel (PVD)	\$ 466
TZ00P80PN	Polished Nickel (PVD)	\$ 466

Open wall-mount tub spout



cUPC®

- 1/2" inlet male NPT
- Special rough included
- Brass

* Must be ordered at the same time as the valve rough

Code	Finish	Price
ZO0P80C	Chrome	\$ 396
ZO0P80BN	Brushed Nickel (PVD)	\$ 529
ZO0P80PN	Polished Nickel (PVD)	\$ 529

Tub spout rough



cUPC®

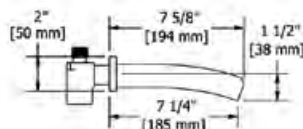
• ROUGH ONLY

Code	Description	Price
RH80	—	\$ 63

• TRIM ONLY

Code	Finish	Price
TSA80C	Chrome	\$ 282
TSA80PN	Polished Nickel (PVD)	\$ 441

Open wall-mount tub spout



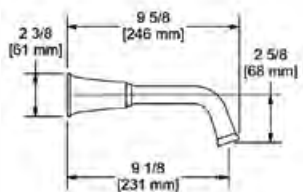
cUPC®

- 1/2" inlet male NPT
- Special rough included

* Must be ordered at the same time as the valve rough

Code	Finish	Price
SA80C	Chrome	\$ 345
SA80PN	Polished Nickel (PVD)	\$ 504

Wall-mount tub spout



cUPC®

- 1/2" inlet male NPT
- Brass

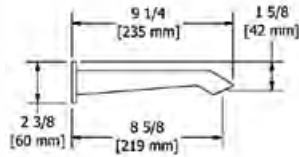
Code	Finish	Price
MMSQ80C	Chrome	\$ 284
MMSQ80BN	Brushed Nickel (PVD)	\$ 362
MMSQ80PN	Polished Nickel (PVD)	\$ 362
MMSQ80BK	Black	\$ 404
MMSQ80BG	Brushed Gold (PVD)	\$ 404

Shower/bath components



Wall-mount tub spout

Wall-mount tub spout

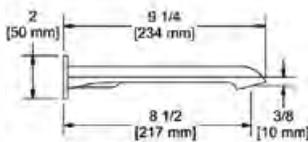


cUPC®

- 1/2" inlet male NPT
- Brass

Code	Finish	Price
VY80C	Chrome	\$ 275

Wall-mount tub spout



cUPC®

- 1/2" copper slip fit inlet
- Brass

Code	Finish	Price
ZO80C	Chrome	\$ 271
ZO80BN	Brushed Nickel (PVD)	\$ 340
ZO80PN	Polished Nickel (PVD)	\$ 340

Tub spout rough



cUPC®

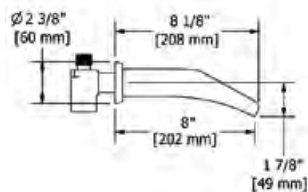
- ROUGH ONLY

Code	Description	Price
RH80	—	\$ 63

- TRIM ONLY

Code	Finish	Price
TATOP80C	Chrome	\$ 207
TATOP80BN	Brushed Nickel (PVD)	\$ 302
TATOP80PN	Polished Nickel (PVD)	\$ 302

Open wall-mount tub spout




cUPC®

- 1/2" inlet male NPT
- Special rough included

* Must be ordered at the same time as the valve rough

Code	Finish	Price
ATOP80C	Chrome	\$ 270
ATOP80BN	Brushed Nickel (PVD)	\$ 365
ATOP80PN	Polished Nickel (PVD)	\$ 365

Wall-mount tub spout



cUPC®

- 1/2" copper slip fit inlet
- Brass


Code	Finish	Price
PXTM80C	Chrome	\$ 260
PXTM80BG	Brushed Gold (PVD)	\$ 441

Shower/bath components



Wall-mount tub spout

Wall-mount tub spout

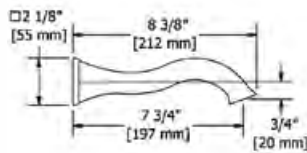


cUPC®

- 1/2" copper slip fit inlet
- Brass

Code	Finish	Price
PXTQ80C	Chrome	\$ 260
PXTQ80BG	Brushed Gold (PVD)	\$ 441

Wall-mount tub spout

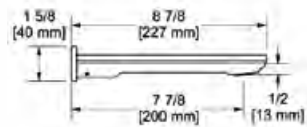


cUPC®

- 1/2" copper slip fit inlet
- Brass

Code	Finish	Price
EF80C	Chrome	\$ 251
EF80BN	Brushed Nickel (PVD)	\$ 326
EF80PN	Polished Nickel (PVD)	\$ 326

Wall-mount tub spout

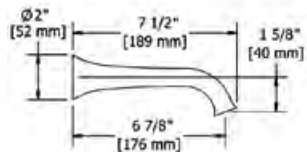


cUPC®

- 1/2" copper slip fit inlet
- Brass

Code	Finish	Price
EQ80C	Chrome	\$ 235
EQ80BN	Brushed Nickel (PVD)	\$ 301
EQ80BK	Black	\$ 316

Wall-mount tub spout

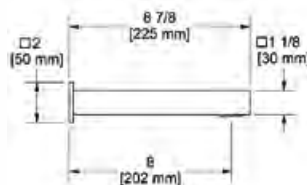


cUPC®

- 1/2" copper slip fit inlet
- Brass

Code	Finish	Price
ED80C	Chrome	\$ 162
ED80BN	Brushed Nickel (PVD)	\$ 222
ED80PN	Polished Nickel (PVD)	\$ 222

Square wall-mount tub spout



cUPC®

- 1/2" copper slip fit inlet
- Brass

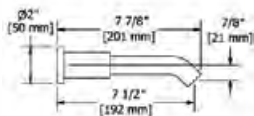
Code	Finish	Price
885C	Chrome	\$ 153
885BN	Brushed Nickel (PVD)	\$ 196
885PN	Polished Nickel (PVD)	\$ 196

Shower/bath components



Wall-mount tub spout

Wall-mount tub spout

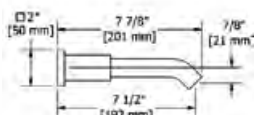


cUPC®

- 1/2" inlet female NPT
- Brass

Code	Finish	Price
BM80C	Chrome	\$ 128
BM80BN	Brushed Nickel (PVD)	\$ 176
BM80PN	Polished Nickel (PVD)	\$ 176

Wall-mount tub spout




cUPC®

- 1/2" inlet female NPT
- Brass

Code	Finish	Price
BQ80C	Chrome	\$ 128
BQ80BN	Brushed Nickel (PVD)	\$ 176

Wall-mount tub spout

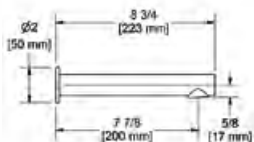


cUPC®

- 1/2" copper slip fit inlet
- Brass

Code	Finish	Price
847C	Chrome	\$ 116
847BN	Brushed Nickel (PVD)	\$ 147
847PN	Polished Nickel (PVD)	\$ 147

Wall-mount tub spout

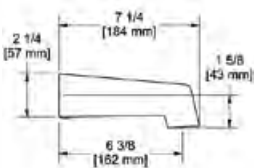


cUPC®

- 1/2" copper slip fit inlet
- Brass

Code	Finish	Price
867C	Chrome	\$ 105
867BN	Brushed Nickel (PVD)	\$ 136
867PN	Polished Nickel (PVD)	\$ 136
867BK	Black	\$ 150
867BG	Brushed Gold (PVD)	\$ 150

Wall-mount tub spout

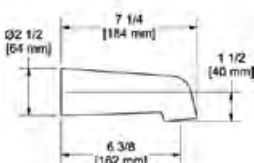


cUPC®

- 1/2" copper slip fit inlet
- Flow diffuser

Code	Finish	Price
890C	Chrome	\$ 53

Wall-mount tub spout



cUPC®

- 1/2" copper slip fit inlet
- Flow diffuser

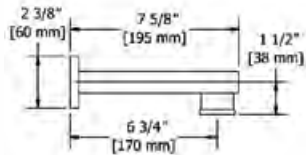
Code	Finish	Price
870C	Chrome	\$ 44
870BN	Brushed Nickel (PVD)	\$ 70
870PN	Polished Nickel (PVD)	\$ 70

Shower/bath components



Wall-mount tub spout

Wall-mount tub spout

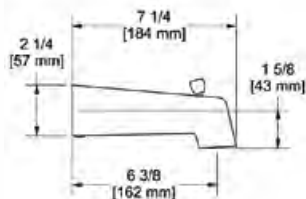


cUPC®

- 1/2" inlet male NPT
- Brass
- Diverter

Code	Finish	Price
TQ81C	Chrome	\$ 238

Wall-mount tub spout

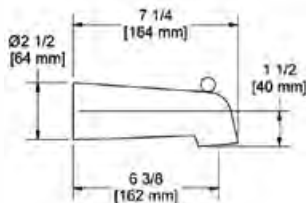


cUPC®

- 1/2" copper slip fit inlet
- Flow diffuser
- Diverter

Code	Finish	Price
891C	Chrome	\$ 64
891BN	Brushed Nickel (PVD)	\$ 82
891PN	Polished Nickel (PVD)	\$ 82

Wall-mount tub spout

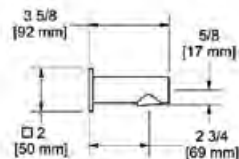


cUPC®

- 1/2" copper slip fit inlet
- Flow diffuser
- Diverter

Code	Finish	Price
871C	Chrome	\$ 50
871BN	Brushed Nickel (PVD)	\$ 88

Toe tester

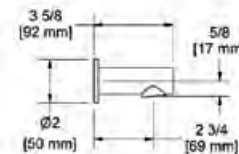


cUPC®

- 1/2" copper slip fit inlet
- Brass

Code	Finish	Price
845C	Chrome	\$ 101
845BN	Brushed Nickel (PVD)	\$ 116

Toe tester



cUPC®

- 1/2" copper slip fit inlet
- Brass

Code	Finish	Price
865C	Chrome	\$ 88
865BN	Brushed Nickel (PVD)	\$ 105

Shower/bath components



Drains

Lavatory push drain with overflow



cUPC®

- Push drain
- Ø1¼" tail piece
- Square cap

Code	Finish	Price
DB140C	Chrome	\$ 81

Lavatory push drain with overflow



cUPC®

- Push drain
- Ø1¼" tail piece

Code	Finish	Price
DB170C	Chrome	\$ 50
DB170BN	Brushed Nickel (PVD)	\$ 68
DB170PN	Polished Nickel (PVD)	\$ 68

Lavatory push drain with overflow



cUPC®

- Push drain
- Ø1¼" tail piece

Code	Finish	Price
DB160C	Chrome	\$ 46
DB160BN	Brushed Nickel (PVD)	\$ 68
DB160PN	Polished Nickel (PVD)	\$ 68
DB160BK	Black	\$ 81
DB160BC	Brushed Chrome (PVD)	\$ 81
DB160BG	Brushed Gold (PVD)	\$ 81

Lavatory push drain with overflow



cUPC®

- Push drain
- Ø1¼" tail piece

Code	Finish	Price
DB150C	Chrome	\$ 35
DB150BN	Brushed Nickel (PVD)	\$ 53
DB150PN	Polished Nickel (PVD)	\$ 53
DB150BK	Black	\$ 58
DB150BG	Brushed Gold (PVD)	\$ 58

Lavatory pop-up drain with overflow



cUPC®

- Ø1¼" tail piece

Code	Finish	Price
P170C	Chrome	\$ 39
P170BN	Brushed Nickel (PVD)	\$ 53
P170PN	Polished Nickel (PVD)	\$ 53
P170BK	Black	\$ 58
P170BG	Brushed Gold (PVD)	\$ 58

Shower/bath components



Drains

Lavatory push drain without overflow



cUPC®

- Push drain
- Ø1¼" tail piece

Code	Finish	Price
DL170C	Chrome	\$ 85
DL170BN	Brushed Nickel (PVD)	\$ 124
DL170PN	Polished Nickel (PVD)	\$ 124

Lavatory push drain without overflow



cUPC®

- Push drain
- Ø1¼" tail piece
- Square cap

Code	Finish	Price
DL140C	Chrome	\$ 81

Lavatory push drain without overflow



cUPC®

- Push drain
- Ø1¼" tail piece

Code	Finish	Price
DL160C	Chrome	\$ 46
DL160BN	Brushed Nickel (PVD)	\$ 68
DL160BK	Black	\$ 81
DL160BC	Brushed Chrome (PVD)	\$ 81
DL160BG	Brushed Gold (PVD)	\$ 81

Lavatory push drain without overflow



cUPC®

- Push drain
- Ø1¼" tail piece

Code	Finish	Price
DL150C	Chrome	\$ 35
DL150BN	Brushed Nickel (PVD)	\$ 53

Lavatory open grid drain without overflow



cUPC®

- Ø1¼" tail piece

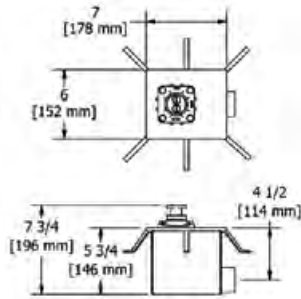
Code	Finish	Price
D0170C	Chrome	\$ 33
D0170BN	Brushed Nickel (PVD)	\$ 54

Shower/bath components



Others

Rough and concrete floor installation box



cUPC®

- Rough only
- 1/2" inlet PEX
- Test cap

Code	Finish	Price
RHBX-SPEX	PEX connections	\$ 442
RHBX-EX	EXPANSION PEX connections	\$ 442

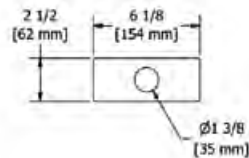
Kit of adjustable legs



- For use with concrete slab installation box
- Self tapping screw

Code	Finish	Price
9976	—	\$ 64

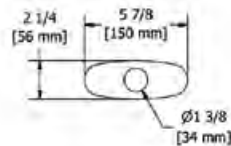
4" center rectangular deck plate



- Series: EF, EQ, MZ, ZO, KS, QS, PX, PS et FR
- Brass

Code	Finish	Price
5604C	Chrome	\$ 33
5604BN	Brushed Nickel (PVD)	\$ 40

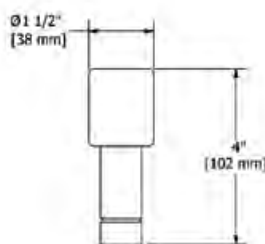
4" center deck plate



- Series: VS, ED, SS, RS, BSOP, SA, GS, CS, YS, RT, JO, PX, RU, BM, PS, VY and FR
- Brass

Code	Finish	Price
PL4C	Chrome	\$ 26
PL4BN	Brushed Nickel (PVD)	\$ 39

3 1/2" pair of extensions for TU26, TU33 and TU44



- 3/4" male NPT x 3/4" female NPT
- Pair

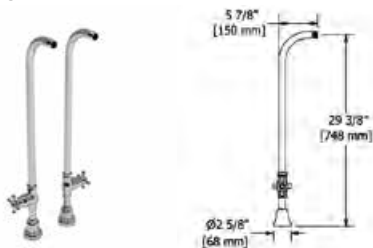
Code	Finish	Price
EXTTU33C	Chrome	\$ 84
EXTTU33BN	Brushed Nickel (PVD)	\$ 99

Shower/bath components



Others

30" high floor riser pair with valve

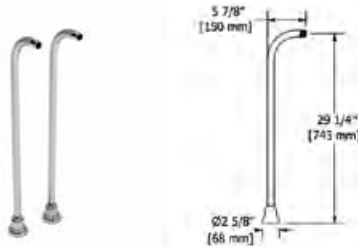


cUPC®

- 3/4" outlet male
 - 1/2" inlet female NPT
 - Ceramic cartridge
 - 2 parts: rough and trim
 - 3/4" stop valves
 - Round flange
- Pair

Code	Finish	Price
TU44C	Chrome	\$ 916
TU44BN	Brushed Nickel (PVD)	\$ 1318

30" high floor riser pair

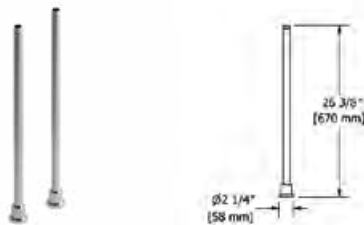


cUPC®

- Round flange
 - 1/2" inlet female NPT
 - 3/4" outlet male
 - 2 parts: rough and trim
- Pair

Code	Finish	Price
TU33C	Chrome	\$ 603
TU33BN	Brushed Nickel (PVD)	\$ 870
TU33PN	Polished Nickel (PVD)	\$ 870

26" high floor riser pair



cUPC®

- 3/4" outlet male
 - 1/2" inlet female NPT
 - 2 parts: rough and trim
 - Round flange
- Pair

Code	Finish	Price
TU26C	Chrome	\$ 524
TU26BN	Brushed Nickel (PVD)	\$ 740
TU26PN	Polished Nickel (PVD)	\$ 740

4" deck-mount riser pair



cUPC®

- 1/2" inlet female NPT
- 3/4" outlet male
- Round flange
- Pair

Code	Finish	Price
TU04C	Chrome	\$ 212
TU04BN	Brushed Nickel (PVD)	\$ 294
TU04PN	Polished Nickel (PVD)	\$ 294

Off-set elbow pair



- 1/2" inlet male
- 3/4" outlet male
- Round flange
- Pair

Code	Finish	Price
TU02C	Chrome	\$ 99
TU02BN	Brushed Nickel (PVD)	\$ 147

4" high deck-mount riser pair, 1/2" off-set



- 1/2" inlet female NPT
- 3/4" outlet male
- Pair

Code	Finish	Price
TU99C	Chrome	\$ 147
TU99BN	Brushed Nickel (PVD)	\$ 212
TU99PN	Polished Nickel (PVD)	\$ 212



DRAWINGS/*DESSINS*

SHOWERS/DOUCHES

DRAWINGS/DESSINS



DRAWINGS

FLOW CHART USA

TYPE	MAX WATER FLOW AT 60PSI	
	L/min.	gpm (US)
XX23 2-way Type T/P (thermostatic/pressure balance) coaxial valve	24	6.3
XX44 2-way no share Type T/P (thermostatic/pressure balance) coaxial valve	24	6.3
XX45 3-way Type T/P (thermostatic/pressure balance) coaxial valve	24	6.3
XX47 3-way no share Type T/P (thermostatic/pressure balance) coaxial valve	19	5
XX46 4-way Type T/P (thermostatic/pressure balance) 3/4" coaxial valve	38	10
XX88 4-way no share Type T/P (thermostatic/pressure balance) 3/4" coaxial valve	37	9.8
XX83 4-way Type T/P (thermostatic/pressure balance) 3/4" coaxial valve	76	20
XX51 Type P (pressure balance) valve	22	5.8
9580 2-way electronic valve	19	5
9584 2-way no share electronic valve	15	4
324, 344, 371 2-jet tile body jet	6.2	1.6
340 Body jet	4.5	1.2
327, 390, 350, 370, 377, 337, 397 Eco body jet	2 to 6	0.5 to 1.6
349, 369, 379, 399 Body jet SPIN	3.7	1
Shower head	7.6	2.0
Hand shower	7.6	2.0

Assembly#4744

Type T/P (thermostatic/pressure balance) 1/2", coaxial 2-way no share system with hand shower and tub spout



Assembly#323

Type T/P (thermostatic/pressure balance) 1/2", coaxial 2-way system with hand shower and shower head



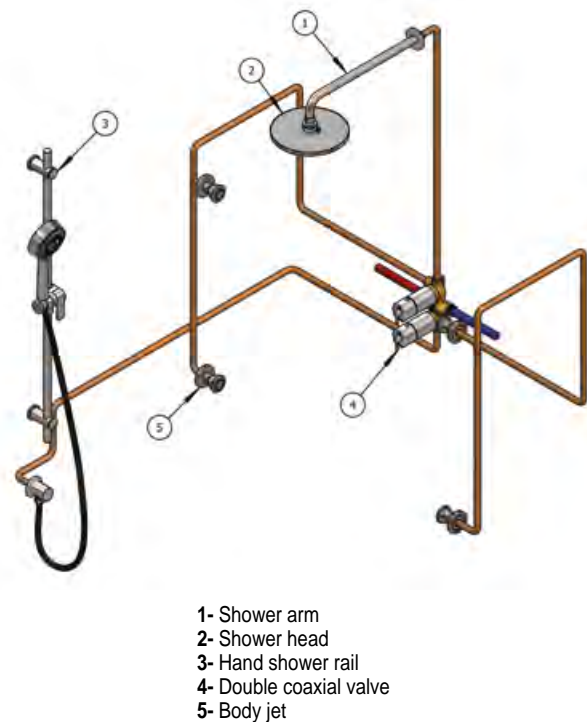
Assembly#1345

Type T/P (thermostatic/pressure balance) 1/2", coaxial 3-way system hand shower rail, shower head and spout



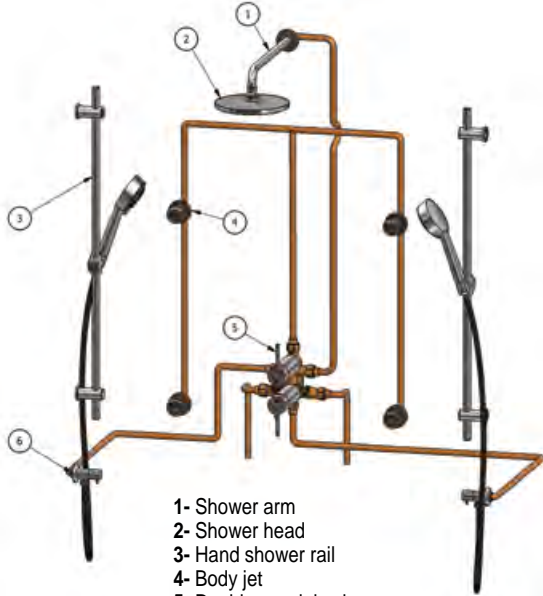
Assembly#446

Type T/P (thermostatic/pressure balance) 3/4", 4-way coaxial system with hand shower rail, 4 body jets and head shower



KIT#783

Type T/P (thermostatic/pressure balance) 3/4", double coaxial system with 2 hand shower rails, 4 body jets and shower head



- 1- Shower arm
- 2- Shower head
- 3- Hand shower rail
- 4- Body jet
- 5- Double coaxial valve
- 6- Elbow supply with shut-off valve

ACCESSORIES
ACCESSOIRES



ACCESSORIES/ACCESSOIRES

CHART OF FINISHES / TABLEAU DES FINIS

COLLECTION						
	CHROME	BRUSHED NICKEL NICKEL BROSSÉ	POLISHED NICKEL NICKEL POLI	BRUSHED CHROME CHROME BROSSÉ	BLACK NOIR	BRUSHED GOLD OR BROSSÉ
CICLO	●			●	●*	●*
MOMENTI	●	●	●		●	●
VENTY	●					
EIFEL	●	●	●			
SALOMÉ	●		●			
RETRO	●	●	●			
ZENDO	●	●	●			
PARADOX	●	●			●	●
KS	●	●				
STAR	●	●	●		●*	●
HUDSON	●	●	●			

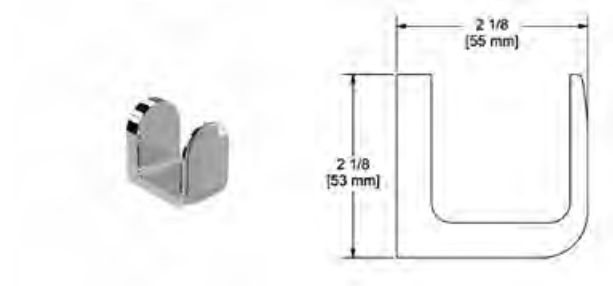
* Finishes will be available in August. / * Ces finis seront disponibles à partir du mois d'août.

Accessories



Ciclo

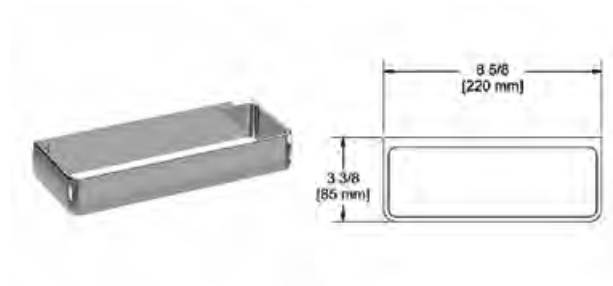
Robe hook



- 4 anchor points

Code	Finish	Price
C10C	Chrome	\$ 44
C10BK	Black	\$ 65
C10BC	Brushed Chrome (PVD)	\$ 65
C10BG	Brushed Gold (PVD)	\$ 65

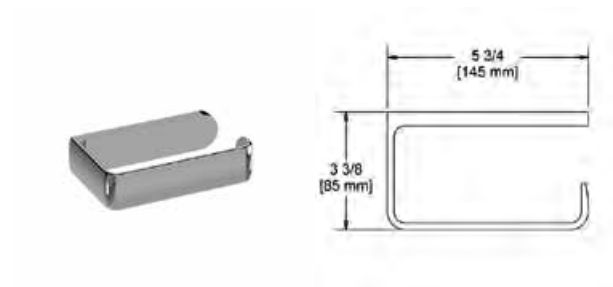
Paper holder



- 4 anchor points

Code	Finish	Price
C13C	Chrome	\$ 111
C13BK	Black	\$ 144
C13BC	Brushed Chrome (PVD)	\$ 144
C13BG	Brushed Gold (PVD)	\$ 144

Towel ring



- 4 anchor points

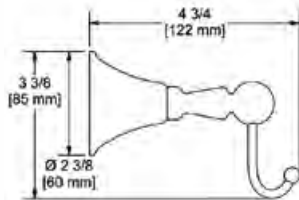
Code	Finish	Price
C17C	Chrome	\$ 78
C17BK	Black	\$ 119
C17BC	Brushed Chrome (PVD)	\$ 119
C17BG	Brushed Gold (PVD)	\$ 119

Accessories



Momenti

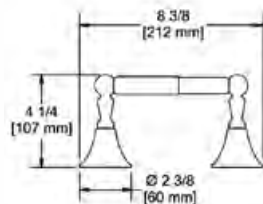
Robe hook



• 4 anchor points

Code	Finish	Price
MM0C	Chrome	\$ 86
MM0BN	Brushed Nickel (PVD)	\$ 118
MM0PN	Polished Nickel (PVD)	\$ 118
MM0BK	Black	\$ 139
MM0BG	Brushed Gold (PVD)	\$ 139

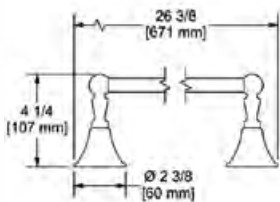
Paper holder



• 4 anchor points

Code	Finish	Price
MM3C	Chrome	\$ 151
MM3BN	Brushed Nickel (PVD)	\$ 196
MM3PN	Polished Nickel (PVD)	\$ 196
MM3BK	Black	\$ 240
MM3BG	Brushed Gold (PVD)	\$ 240

24" towel bar

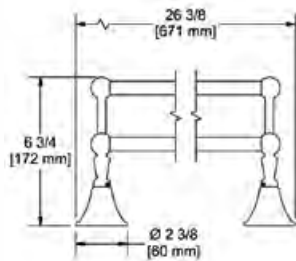


• 4 anchor points

* May be cut to desired length

Code	Finish	Price
MM5C	Chrome	\$ 186
MM5BN	Brushed Nickel (PVD)	\$ 252
MM5PN	Polished Nickel (PVD)	\$ 252
MM5BK	Black	\$ 297
MM5BG	Brushed Gold (PVD)	\$ 297

24" double towel bar

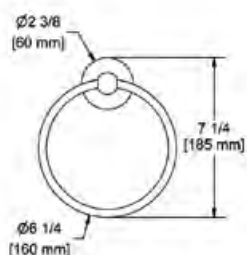


• 4 anchor points

* May be cut to desired length

Code	Finish	Price
MM6C	Chrome	\$ 287
MM6BN	Brushed Nickel (PVD)	\$ 377
MM6PN	Polished Nickel (PVD)	\$ 377
MM6BK	Black	\$ 455
MM6BG	Brushed Gold (PVD)	\$ 455

Towel ring



• 4 anchor points

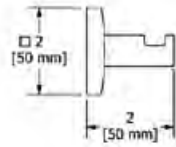
Code	Finish	Price
MM7C	Chrome	\$ 100
MM7BN	Brushed Nickel (PVD)	\$ 133
MM7PN	Polished Nickel (PVD)	\$ 133
MM7BK	Black	\$ 159
MM7BG	Brushed Gold (PVD)	\$ 159

Accessories



Venty

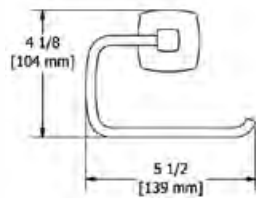
Robe Hook



- 2 anchor points

Code	Finish	Price
VY0C	Chrome	\$ 61

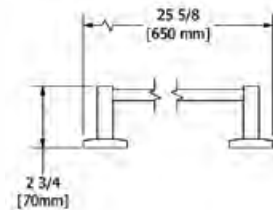
Paper holder



- 2 anchor points

Code	Finish	Price
VY3C	Chrome	\$ 86

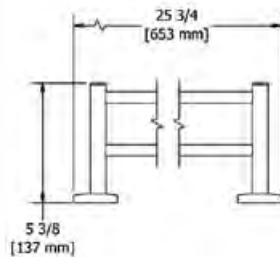
24" towel bar



- 2 anchor points

Code	Finish	Price
VY5C	Chrome	\$ 162

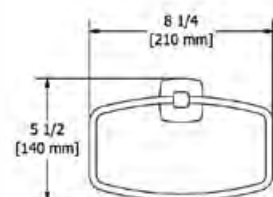
24" double towel bar



- 2 anchor points

Code	Finish	Price
VY6C	Chrome	\$ 226

Towel ring



- 2 anchor points

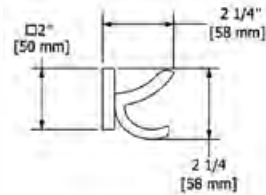
Code	Finish	Price
VY7C	Chrome	\$ 112

Accessories



Salomé

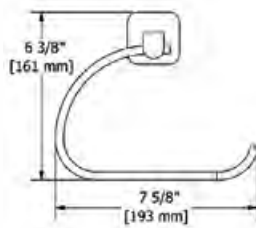
Robe hook



- 4 anchor points

Code	Finish	Price
SA0C	Chrome	\$ 61
SA0PN	Polished Nickel (PVD)	\$ 86

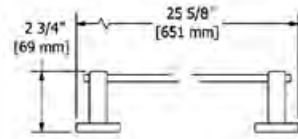
Paper holder



- 4 anchor points

Code	Finish	Price
SA3C	Chrome	\$ 104
SA3PN	Polished Nickel (PVD)	\$ 157

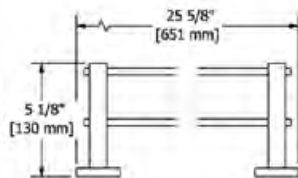
24" towel bar



- 4 anchor points

Code	Finish	Price
SA5C	Chrome	\$ 162
SA5PN	Polished Nickel (PVD)	\$ 226

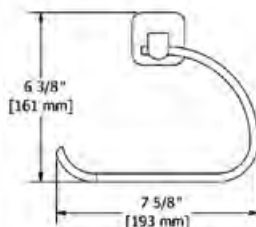
24" double towel bar



- 4 anchor points

Code	Finish	Price
SA6C	Chrome	\$ 238
SA6PN	Polished Nickel (PVD)	\$ 326

Towel ring



- 4 anchor points

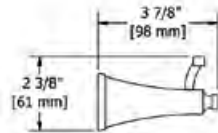
Code	Finish	Price
SA7C	Chrome	\$ 104
SA7PN	Polished Nickel (PVD)	\$ 157

Accessories



Eiffel

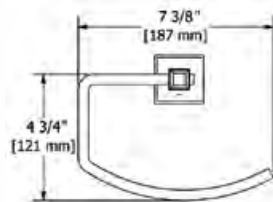
Robe hook



- 4 anchor points

Code	Finish	Price
EF0C	Chrome	\$ 72
EF0BN	Brushed Nickel (PVD)	\$ 104
EF0PN	Polished Nickel (PVD)	\$ 104

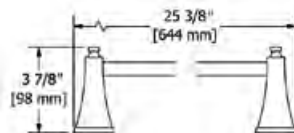
Paper holder



- 4 anchor points

Code	Finish	Price
EF3C	Chrome	\$ 114
EF3BN	Brushed Nickel (PVD)	\$ 168
EF3PN	Polished Nickel (PVD)	\$ 168

24" towel bar

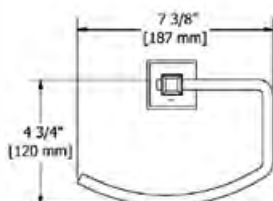


- 4 anchor points

* May be cut to desired length

Code	Finish	Price
EF5C	Chrome	\$ 159
EF5BN	Brushed Nickel (PVD)	\$ 226
EF5PN	Polished Nickel (PVD)	\$ 226

Towel ring



- 4 anchor points

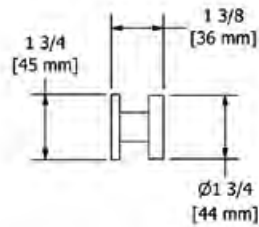
Code	Finish	Price
EF7C	Chrome	\$ 114
EF7BN	Brushed Nickel (PVD)	\$ 173
EF7PN	Polished Nickel (PVD)	\$ 173

Accessories



Paradox

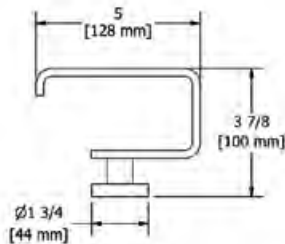
Robe hook



• 2 anchor points

Code	Finish	Price
PX0C	Chrome	\$ 61
PX0BN	Brushed Nickel (PVD)	\$ 91
PX0BK	Black	\$ 101
PX0BG	Brushed Gold (PVD)	\$ 101

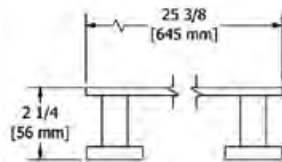
Paper holder



• 2 anchor points

Code	Finish	Price
PX3C	Chrome	\$ 86
PX3BN	Brushed Nickel (PVD)	\$ 144
PX3BK	Black	\$ 157
PX3BG	Brushed Gold (PVD)	\$ 157

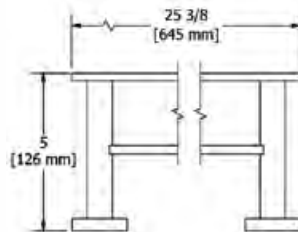
60 cm (24") towel bar



• 2 anchor points

Code	Finish	Price
PX5C	Chrome	\$ 179
PX5BN	Brushed Nickel (PVD)	\$ 264
PX5BK	Black	\$ 297
PX5BG	Brushed Gold (PVD)	\$ 297

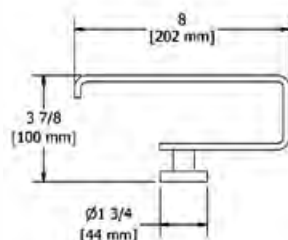
60 cm (24") double towel bar



• 2 anchor points

Code	Finish	Price
PX6C	Chrome	\$ 300
PX6BN	Brushed Nickel (PVD)	\$ 436
PX6BK	Black	\$ 474
PX6BG	Brushed Gold (PVD)	\$ 474

Towel ring



• 2 anchor points

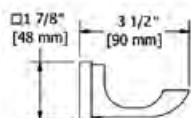
Code	Finish	Price
PX7C	Chrome	\$ 104
PX7BN	Brushed Nickel (PVD)	\$ 161
PX7BK	Black	\$ 193
PX7BG	Brushed Gold (PVD)	\$ 193

Accessories



Zendo

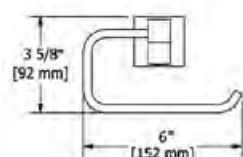
Robe hook



- 4 anchor points

Code	Finish	Price
ZO0C	Chrome	\$ 53
ZO0BN	Brushed Nickel (PVD)	\$ 72
ZO0PN	Polished Nickel (PVD)	\$ 72

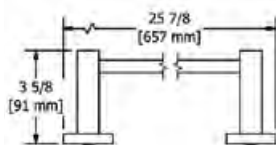
Paper holder



- 4 anchor points

Code	Finish	Price
ZO3C	Chrome	\$ 74
ZO3BN	Brushed Nickel (PVD)	\$ 104
ZO3PN	Polished Nickel (PVD)	\$ 104

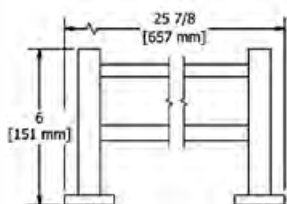
24" towel bar



- 4 anchor points

Code	Finish	Price
ZO5C	Chrome	\$ 138
ZO5BN	Brushed Nickel (PVD)	\$ 188
ZO5PN	Polished Nickel (PVD)	\$ 188

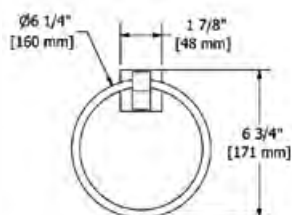
24" double towel bar



- 4 anchor points

Code	Finish	Price
ZO6C	Chrome	\$ 214
ZO6BN	Brushed Nickel (PVD)	\$ 300
ZO6PN	Polished Nickel (PVD)	\$ 300

Towel ring



- 4 anchor points

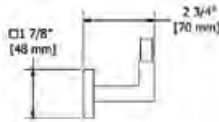
Code	Finish	Price
ZO7C	Chrome	\$ 74
ZO7BN	Brushed Nickel (PVD)	\$ 101
ZO7PN	Polished Nickel (PVD)	\$ 101

Accessories



KS

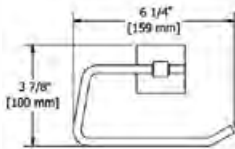
Robe hook



• 4 anchor points

Code	Finish	Price
KS0C	Chrome	\$ 65
KS0BN	Brushed Nickel (PVD)	\$ 92

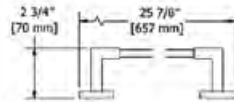
Paper holder



• 4 anchor points

Code	Finish	Price
KS3C	Chrome	\$ 91
KS3BN	Brushed Nickel (PVD)	\$ 124

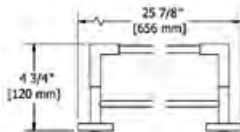
24" towel bar



• 4 anchor points

Code	Finish	Price
KS5C	Chrome	\$ 169
KS5BN	Brushed Nickel (PVD)	\$ 221

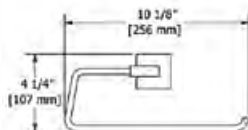
24" double towel bar



• 4 anchor points

Code	Finish	Price
KS6C	Chrome	\$ 260
KS6BN	Brushed Nickel (PVD)	\$ 340

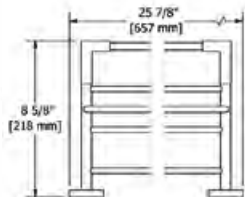
Towel ring



• 4 anchor points

Code	Finish	Price
KS7C	Chrome	\$ 96
KS7BN	Brushed Nickel (PVD)	\$ 124

24" towel bar with shelf



• 4 anchor points

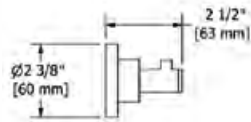
Code	Finish	Price
KS9C	Chrome	\$ 353
KS9BN	Brushed Nickel (PVD)	\$ 470

Accessories



Star

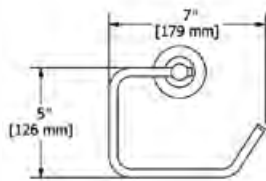
Robe hook



- 4 anchor points

Code	Finish	Price
ST0C	Chrome	\$ 61
ST0BN	Brushed Nickel (PVD)	\$ 101
ST0PN	Polished Nickel (PVD)	\$ 101
ST0BK	Black	\$ 109
ST0BG	Brushed Gold (PVD)	\$ 109

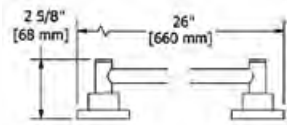
Paper holder



- 4 anchor points

Code	Finish	Price
ST3C	Chrome	\$ 101
ST3BN	Brushed Nickel (PVD)	\$ 138
ST3PN	Polished Nickel (PVD)	\$ 138
ST3BK	Black	\$ 151
ST3BG	Brushed Gold (PVD)	\$ 151

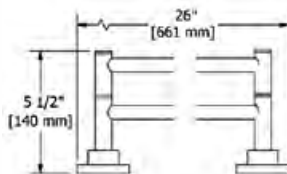
24" towel bar



- 4 anchor points

Code	Finish	Price
ST5C	Chrome	\$ 176
ST5BN	Brushed Nickel (PVD)	\$ 238
ST5PN	Polished Nickel (PVD)	\$ 238
ST5BK	Black	\$ 258
ST5BG	Brushed Gold (PVD)	\$ 258

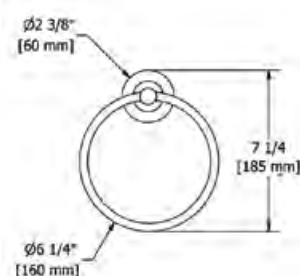
24" double towel bar



- 4 anchor points

Code	Finish	Price
ST6C	Chrome	\$ 263
ST6BN	Brushed Nickel (PVD)	\$ 365
ST6PN	Polished Nickel (PVD)	\$ 365
ST6BK	Black	\$ 394
ST6BG	Brushed Gold (PVD)	\$ 394

Towel ring



- 4 anchor points

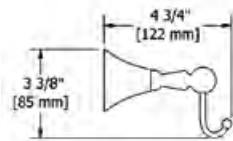
Code	Finish	Price
ST7C	Chrome	\$ 85
ST7BN	Brushed Nickel (PVD)	\$ 119
ST7PN	Polished Nickel (PVD)	\$ 119
ST7BK	Black	\$ 130
ST7BG	Brushed Gold (PVD)	\$ 130

Accessories



Hudson

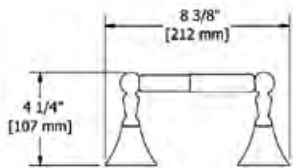
Robe hook



- 4 anchor points

Code	Finish	Price
HU0C	Chrome	\$ 76
HU0BN	Brushed Nickel (PVD)	\$ 105
HU0PN	Polished Nickel (PVD)	\$ 105

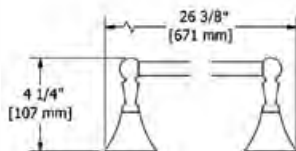
Paper holder



- 4 anchor points

Code	Finish	Price
HU3C	Chrome	\$ 134
HU3BN	Brushed Nickel (PVD)	\$ 173
HU3PN	Polished Nickel (PVD)	\$ 173

24" towel bar

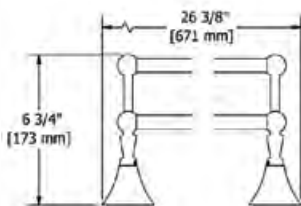


- 4 anchor points

* May be cut to desired length

Code	Finish	Price
HU5C	Chrome	\$ 163
HU5BN	Brushed Nickel (PVD)	\$ 222
HU5PN	Polished Nickel (PVD)	\$ 222

24" double towel bar

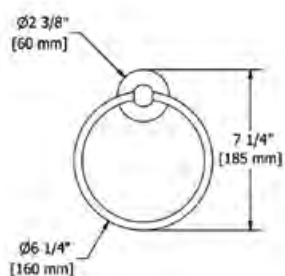


- 4 anchor points

* May be cut to desired length

Code	Finish	Price
HU6C	Chrome	\$ 253
HU6BN	Brushed Nickel (PVD)	\$ 334
HU6PN	Polished Nickel (PVD)	\$ 334

Towel ring



- 4 anchor points

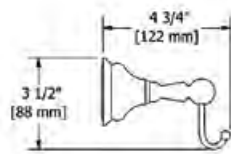
Code	Finish	Price
HU7C	Chrome	\$ 88
HU7BN	Brushed Nickel (PVD)	\$ 116
HU7PN	Polished Nickel (PVD)	\$ 116

Accessories



Retro

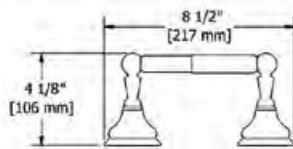
Robe hook



- 4 anchor points

Code	Finish	Price
RT0C	Chrome	\$ 112
RT0BN	Brushed Nickel (PVD)	\$ 176
RT0PN	Polished Nickel (PVD)	\$ 176

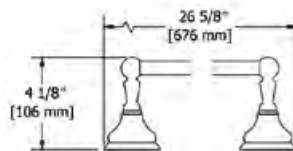
Paper holder



- 4 anchor points

Code	Finish	Price
RT3C	Chrome	\$ 207
RT3BN	Brushed Nickel (PVD)	\$ 335
RT3PN	Polished Nickel (PVD)	\$ 335

24" towel bar

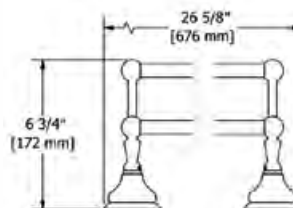


- 4 anchor points

* May be cut to desired length

Code	Finish	Price
RT5C	Chrome	\$ 235
RT5BN	Brushed Nickel (PVD)	\$ 353
RT5PN	Polished Nickel (PVD)	\$ 353

24" double towel bar

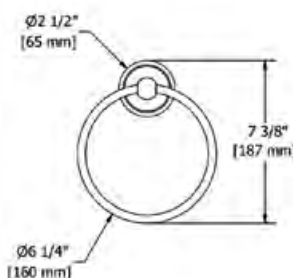


- 4 anchor points

* May be cut to desired length

Code	Finish	Price
RT6C	Chrome	\$ 317
RT6BN	Brushed Nickel (PVD)	\$ 470
RT6PN	Polished Nickel (PVD)	\$ 470

Towel ring



- 4 anchor points

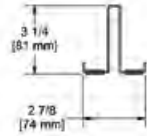
Code	Finish	Price
RT7C	Chrome	\$ 128
RT7BN	Brushed Nickel (PVD)	\$ 194
RT7PN	Polished Nickel (PVD)	\$ 194

Accessories



Baskets

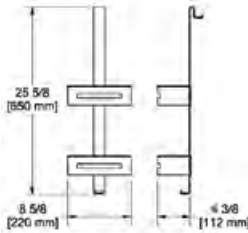
Squeegee holder



- Polished stainless steel
- 3 adaptors for 6, 8 or 10 mm glass included

Code	Finish	Price
225C	Chrome	\$ 81

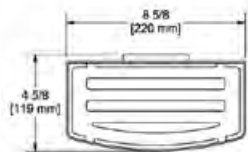
Double basket for shower door



- Polished stainless steel
- Removable interior
- 2 integrated hooks
- 3 adaptors for 6, 8 or 10 mm glass included

Code	Finish	Price
222CW	Chrome/White	\$ 466
222CBK	Chrome/Black	\$ 466

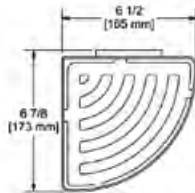

Removable wall basket



- Polished stainless steel
- Hidden anchors
- Removable

Code	Finish	Price
284C	Chrome	\$ 182

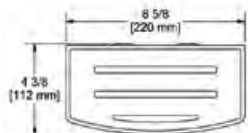
Removable corner basket



- Polished stainless steel
- Hidden anchors
- Removable

Code	Finish	Price
282C	Chrome	\$ 170

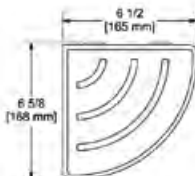
Wall basket



- Polished stainless steel
- Removable insert

Code	Finish	Price
274CW	Chrome/White	\$ 170
274CBK	Chrome/Black	\$ 170

Corner basket



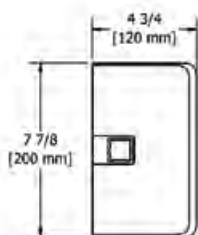
- Polished stainless steel
- Removable insert

Code	Finish	Price
272CW	Chrome/White	\$ 170
272CBK	Chrome/Black	\$ 170

Accessories



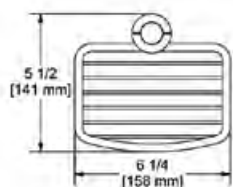
Soap dish for square sliding bar



- Plastic
- For square bar

Code	Finish	Price
240C	Chrome	\$ 74

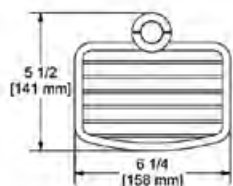
Ø5/8" for 7/8" shower rail basket



- Brass

Code	Finish	Price
265C	Chrome	\$ 151

Ø7/8" for 1" Shower rail basket



- Brass

Code	Finish	Price
275C	Chrome	\$ 151

Ø1" clear soap dish for sliding bar



- Plastic
- For Ø1" slide bar

Code	Finish	Price
200CL	Clear	\$ 20

Ø1", Ø7/8" or Ø3/4" clear soap dish



- Plastic
- For Ø1", Ø7/8" or Ø 3/4" slide bar

Code	Finish	Price
5001CL	Clear	\$ 20



SPARE PARTS
PIÈCES DE
REEMPLACEMENT



CERTIFICATIONS
CERTIFICATIONS



CONTACTS
CONTACTS



WARRANTY
GARANTIE

cUPC®

CERTIFICATIONS

Riobel products are certified by and are in compliance with the following standards:
ASME A112.18.1, CSA B125.1, CMR 248, ASSE 1016, NSF 61 and NSF 372.
These standards are listed with IAPMO.

*Les produits Riobel sont conformes aux normes et approbations suivantes :
ASME A112.18.1, CSA B125.1, CMR 248, ASSE 1016, NSF 61 et NSF 372.
Ces normes sont homologuées par l'IAPMO.*

[HTTP://PLD.IAPMO.ORG/](http://PLD.IAPMO.ORG/)

First, select the **Listee Name** category. Then, in the search bar, type **Fortune Brands** and click **Search**. Next, select the list you want from the choices offered to you.
Finally, perform a search in the list you have previously selected by pressing **Ctrl+F** and write the word **Riobel**.

*Attention : ce site est disponible en anglais seulement. Sélectionnez la catégorie **Listee Name**. Ensuite, entrez **Fortune Brands** dans la barre de recherche et cliquez sur **Search**. Sélectionnez la liste souhaitée parmi les choix qui vous sont proposés, puis faites une recherche dans cette liste en appuyant sur les touches **Ctrl+F** et en tapant le mot **Riobel**.*




Spare parts



Lavatory faucet cartridges

2 handles faucet (XX04, XX08, XX09, XX13)



- Lavatory XX04 - XX08
- Bidet XX09 - XX13

Code	Description	Price
401-080	Cold	\$ 40
401-079	Hot	\$ 40

2 handles faucet (SA08, SA09)



- Serie: SA

Code	Description	Price
401-170	Hot or cold	\$ 70

8" wall -mount lavatory faucet (XX03)



- Lavatory XX03

Code	Description	Price
401-451	Cold	\$ 40
401-452	Hot	\$ 40
7331	Threaded rod	\$ 26
7332	Volume control adaptor	\$ 26

Single control wall -mount lavatory faucet (XX11)



- Lavatory XX11

Code	Description	Price
401-770	Cartridge	\$ 43

Spare parts



Single hole lavatory faucet cartridges

Single control faucet (XX01, XX04)



•Series: VS, JO and SM

Code	Description	Price
401-150	Cartridge	\$ 43

Single hole faucet (XX01)



•Series: WS, YS, GS, HS, DS and ZO

Code	Description	Price
401-072	Cartridge	\$ 50

Single hole faucet (XX01)

401-039

305-012



•Series: XS, KS, QS, OS, CS, BSOP, Z00P and BM

Code	Description	Price
401-039	Cartridge	\$ 50
305-012	Nut	\$ 11

Single hole faucet (XX01)



•Serie: L

Code	Description	Price
401-054	Cartridge	\$ 43

Single hole faucet (XX01)

401-039

500-012



•Serie: EF

Code	Description	Price
401-039	Cartridge	\$ 50
500-012	Nut	\$ 11

Spare parts



Single hole lavatory faucet cartridges

Single hole faucet (XX01)



•Series: AT and ATOP

Code	Description	Price
401-019	Cartridge	\$ 46

Single hole faucet (XX01)

401-111



500-012



•Series: RS, SS and MS

Code	Description	Price
401-111	Cartridge	\$ 43
500-012	Nut	\$ 11

Single hole faucet (XX01, XX14)



•Serie: SA

Code	Description	Price
401-770	Cartridge	\$ 43

Single hole faucet (XX01)

401-223



305-012



•Series: MZ, ED
•Series: MM (401-223 only)

Code	Description	Price
401-223	Cartridge	\$ 50
305-012	Nut	\$ 11

Single hole faucet (XX01)



•Series: MZS

Code	Description	Price
401-124	Cartridge	\$ 43

Spare parts



Single hole lavatory faucet cartridges

Single hole faucet (XX01)



•Serie: PS

Code	Description	Price
401-053	Cartridge	\$ 50

Single hole faucet (XX01)



•Series: DJ, EQ,FR

Code	Description	Price
401-122	Cartridge	\$ 43

Single hole faucet (XX01)



•Serie: VY

Code	Description	Price
401-101	Cartridge	\$ 49

Single hole faucet (XX01)



•Serie: PX

Code	Description	Price
401-039	Cartridge	\$ 50

Single hole faucet (XX01)



•Series: PAS, RU

Code	Description	Price
401-223	Cartridge	\$ 50

Single hole faucet (XX01)



•Serie: CI


Code	Description	Price
0912	Cartridge	\$ 50

Spare parts



Tub filler cartridges

2 handles faucet (XX12)



• Tub XX10 - XX12

Code	Description	Price
401-080	Cold	\$ 40
401-079	Hot	\$ 40


2 handles faucet (XX12)



• Model: SA12

Code	Description	Price
401-170	Hot or cold	\$ 70

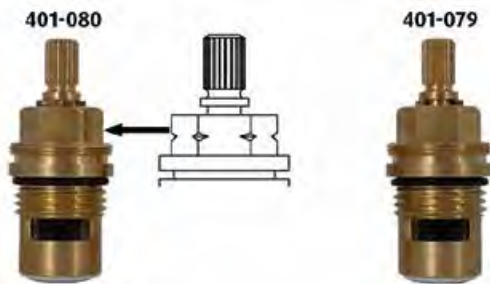
6" tub falling water faucet with hand shower (XX06) classic



• Series; MA, GN and RT

Code	Description	Price
401-280	Hot	\$ 40
401-279	Cold	\$ 40

6" tub falling water faucet with hand shower (XX06) modern



• Series; ED, CS, PA, SY and RU

Code	Description	Price
401-080	Cold	\$ 40
401-079	Hot	\$ 40

8" tub falling water faucet (XX05)



Code	Description	Price
401-451	Cold	\$ 40
401-452	Hot	\$ 40
7331	Threaded rod	\$ 26
7332	Volume control adaptor	\$ 26

Spare parts



Tub filler cartridges

3-pieces deck- mount faucet (XX10)



•Series: ZO, ZOOP, ED, CS, VS, JO, VY, EQ, PX

Code	Description	Price
401-016	Cartridge with temp. ring	\$ 50

3-piecesType P deck -mount faucet (XX16)

401-016



405-010



•Series: ZO, ZOOP, ED, CS, VS, VY, EQ, PX

Code	Description	Price
401-016	Cartridge with temp. ring	\$ 50
405-010	Balancing spool	\$ 80

Single hole bath faucet (XX33, XX02)

401-073



3707



305-028



•Series: AT, ATOP, CS, VS

Code	Description	Price
0933	Full kit (cartr. + spacer + nut)	\$ 98

Single hole deck-mount faucet



•Serie: MZ

Code	Description	Price
401-172	Tub spout cartridge	\$ 50

Single hole bath faucet: hand shower (XX33, XX02)

401-039



305-012



•Series: AT, ATOP, CS, VS, MZ

Code	Description	Price
401-039	Hand shower cartridge	\$ 50
305-012	Nut	\$ 11

Spare parts



Tub filler cartridges

Type T/P coaxial tub filler with hand shower (XX07, XX37)

0943 / 0973



401-037 / 401-737



- ZO series: 0943 and 401-037
- SA series: 0973 and 401-737

Code	Description	Price
0943	Coaxial Type T/P cartridge	\$ 390
0973	Coaxial Type T/P cartridge	\$ 390
401-037	Hand shower cartridge	\$ 47
401-737	Hand shower cartridge	\$ 47

Type T/P wall- mount coaxial tub filler with hand shower (XX21)



- EQ, GS, MZ, VY Series: 0914
- PX Series: 0915

Code	Description	Price
0914	Coaxial Type T/P cartridge	\$ 342
0915	Coaxial Type T/P cartridge	\$ 342

3-pieces Type T/P coaxial deck-mount tub filler (XX17)

0943 / 0973



- ZO series: 0943
- SA series: 0973

Code	Description	Price
0943	Coaxial Type T/P cartridge	\$ 390
0973	Coaxial Type T/P cartridge	\$ 390

2-way coaxial Type T tub filler (XX19, XX29, XX39)



- PX, RU, PA, SY, MM Serie: 0938
- GS, MZ, VY, ZO, AT, ATOP, EQ, CS Series: 0939


Code	Description	Price
0938	2-way coaxial Type T tub filler cartridge	\$ 342
0939	2-way coaxial Type T tub filler cartridge	\$ 342

Spare parts



Shower valves cartridges

Type P (XX51, XX52, XX53, XX54, XX55, XX58, XX59, XX72, XX73, XX74)



• For double action handles series

Code	Description	Price
401-016	Cartridge with volume control	\$ 50
405-010	Balancing spool	\$ 80

Pressure balance (XX61, XX64, XX65, XX68, XX69)



• For constant flow handles series

Code	Description	Price
401-099	Cycle cartridge	\$ 50
405-010	Balancing spool	\$ 80

1/2" thermostatic pressure balance (XX42)



Code	Description	Price
401-107	Type T/P cartridge with limiter	\$ 275
401-076	Volume control cartridge	\$ 46
009-015	Temperature limiter	\$ 11

1/2" thermostatic (XX22)



Code	Description	Price
401-106	Type T cartridge with limiter	\$ 154
401-076	Volume control cartridge	\$ 46
009-015	Temperature limiter	\$ 11

3/4" thermostatic (XX32)



Code	Description	Price
401-306	Type T cartridge with limiter	\$ 220
401-076	Volume control cartridge	\$ 46
009-015	Temperature limiter	\$ 11

1/2" volume control (XX20)



Code	Description	Price
401-451	Volume control cartridge	\$ 40
7331	Threaded rod	\$ 26
7332	Volume control adaptor	\$ 26

Spare parts



Type T and T/P cartridge

3/4" volume control (XX30)



Code	Description	Price
401-043	Volume control cartridge	\$ 47
7331	Threaded rod	\$ 26
7332	Volume control adaptor	\$ 26

External thermostatic bar (TM77)



Code	Description	Price
401-077	Type T cartridge	\$ 151
401-177	Volume control cartridge	\$ 120

External thermostatic pressure balance bar (TM88)



Code	Description	Price
401-088	Type T/P cartridge	\$ 275
401-177	Volume control cartridge	\$ 120

External thermostatic bar (CSTM77, CSTM81) after March 2015



Code	Description	Price
0977	Type T cartridge	\$ 177
401-377	Volume control cartridge	\$ 42

DUO external thermostatic bar (CSTM57, CSTQ57)



Code	Description	Price
0977	Type T cartridge	\$ 177
401-257	Volume control and diverter cartridge	\$ 117

1/2" 3- way diverter (XX27)



Code	Description	Price
401-078	3-way diverter cartridge	\$ 185
7331	Threaded rod	\$ 26
7332	Volume control adaptor	\$ 26

Electronic thermostatic pressure balance



• Models: 9570 and 9577

Code	Description	Price
401-158	Cartridge for electronic valve	\$ 248

Spare parts



Coaxial cartridges

Type T/P coaxial 1/2" (XX43) ; 3/4" (XX83)

0943 / 0973



- MZ, ZO, CS, GS, VS, ATOP, FM, AT, TQ, TM, EF, EQ, VY Series: 0943
- SA, ED, RU, SH, SY, PA, PF, MA, FI, RO, RT, PR, GN, PX, MM Series : 0973

Code	Description	Price
0943	Coaxial Type T/P cartridge	\$ 390
0973	Coaxial Type T/P cartridge	\$ 390

1/2" 2-way coaxial Type T (XX23): before April 2013

0913 / 0923



- Series: ZO, CS, VS, ATOP, FM, AT, TQ, TM : 0913
- Series: SA, ED, RU, SH, SY, PA, PF : 0923

Code	Description	Price
0913	Type T cartridge	\$ 282
0923	Type T cartridge	\$ 282

1/2" 2-way coaxial Type T/P (XX23): after April 2013 (XX46)



- MZ, ZO, CS, GS, VS, ATOP, FM, AT, TQ, TM, EF, EQ, VY Series : 0924
- SA, ED, RU, SH, SY, PA, PF, MA, FI, RO, RT, PR, GN, PX, MM Series : 0925

Code	Description	Price
0924	Type T/P cartridge	\$ 282
0925	Type T/P cartridge	\$ 282

1/2" 3-way Type T/P (XX45)



- MZ, ZO, CS, GS, VS, ATOP, FM, AT, TQ, TM , EF, EQ, VY Series : 0954
- SA, ED, RU, SH, SY, PA, PF, MA, FI, RO, RT, PR, GN, PX, MM Series : 0955

Code	Description	Price
0954	Type T/P cartridge	\$ 342
0955	Type T/P cartridge	\$ 342

1/2" 2-way no share (XX44), 3/4" 4-way no share (XX88) coaxial Type T/P valve



- MZ, ZO, CS, GS, VS, ATOP, FM, AT, TQ, TM, EF, EQ, VY Series : 0924
- SA, ED, RU, SH, SY, PA, PF, MA, FI, RO, RT, PR, GN, PX, MM Series : 0925

Code	Description	Price
0914	Type T/P cartridge	\$ 342
0915	Type T/P cartridge	\$ 342

1/2" 3-way no share (XX47) coaxial Type T/P valve



- MZ, ZO, CS, GS, VS, ATOP, FM, AT, TQ, TM , EF, EQ, VY Series : 0944
- SA, ED, RU, SH, SY, PA, PF, MA, FI, RO, RT, PR, GN, PX, MM Series : 0945

Code	Description	Price
0945	Type T/P cartridge	\$ 342
0944	Type T/P cartridge	\$ 342

Spare parts



Kitchen faucet cartridges

Kitchen faucet (XX101)



• Models: B0101, B0201, CY101 and CY601

Code	Description	Price
401-073	Cartridge	\$ 50

Kitchen faucet (XX101, XX201)



• Models: M0101, M0201, ML101, ML201, BI101 and BI201

Code	Description	Price
401-072	Cartridge	\$ 50

Kitchen faucet (XX101)



• Models: SE101, FO101 and TC101

Code	Description	Price
401-052	Cartridge	\$ 50

Single hole faucet (XX101, XX201, XX501, XX601)

401-039



305-012



• Models: BM01, B0501, B0601 and MZ601
• Model: AZ101, TT, LK

Code	Description	Price
401-039	Cartridge	\$ 50
305-012	Nut	\$ 11

Kitchen faucet (XX101, XX601)

401-039



500-011



• Models: EF101, ED101, ED601 et MZ101

Code	Description	Price
401-039	Cartridge	\$ 50
500-011	Nut	\$ 11

Spare parts



Kitchen faucet cartridges


Kitchen faucet (XX101)



• Models: PE101, VE101, FE101

Code	Description	Price
0839	Cartridge	\$ 46

Kitchen faucet (XX100, XX400, XX801)



• Series: RT, BR, SO, TO and AZ

Code	Description	Price
401-080	Cold	\$ 40
401-079	Hot	\$ 40

Kitchen faucet (XX701)



• Series: MZ, ED, BO

Code	Description	Price
401-701	Cartridge	\$ 50
305-012	Nut	\$ 11

Kitchen faucet (XX601)



• Model: MZ601

Code	Description	Price
401-223	Cartridge	\$ 50
305-012	Nut	\$ 11

Kitchen faucet (XX101)



• Model: SC

Code	Description	Price
401-224	Cartridge	\$ 50

Spare parts



Kitchen hand spray

Kitchen hand spray



- 2-jet pull-out spray
- Models: MO101, MO201, ML102 and ML201

Code	Description	Price
4016C	Chrome	\$ 82
4016BN	Brushed Nickel (PVD)	\$ 116

Kitchen hand spray



- 2-jet pull-out spray
- Model: SE101

Code	Description	Price
4083C	Chrome	\$ 82
4083BN	Brushed Nickel (PVD)	\$ 111

Kitchen hand spray



- 2-jet pull-down spray
- Model: FO101

Code	Description	Price
4338C	Chrome	\$ 94
4338BN	Brushed Nickel (PVD)	\$ 123
4338SS	Stainless Steel (PVD)	\$ 123

Kitchen hand spray



- 2-jet pull-down spray
- Model: TC101

Code	Description	Price
4317C	Chrome	\$ 57
4317BN	Brushed Nickel (PVD)	\$ 79
4317NT	Night Brushed (PVD)	\$ 99
4317SS	Stainless Steel (PVD)	\$ 80

Kitchen hand spray



- 2-jet pull-down spray
- Model: BI101

Code	Description	Price
4348C	Chrome	\$ 94

Kitchen hand spray



- 2-jet pull-down spray
- Model: BI201

Code	Description	Price
4349C	Chrome	\$ 101
4349BKC	Black/Chrome	\$ 176
4349BKSS	Black/Stainless steel (PVD)	\$ 176

Spare parts



Kitchen hand spray

Kitchen hand spray



- 2-jet pull-out spray
- Model: CY101

* Before March 2015 and after March 2017

Code	Description	Price
4420C	Chrome	\$ 137
4420BKSS	Black/Stainless steel (PVD)	\$ 186
4420BKC	Black/Chrome	\$ 186

Kitchen hand spray



- 2-jet pull-out spray
- Model: CY101 and FE101

* Between March 2015 & March 2017

Code	Description	Price
4430C	Chrome	\$ 137
4430SS	Stainless Steel (PVD)	\$ 192

Handshower, CY601



- 1-jet pull-down spray
- Model: CY601

Code	Description	Price
4421C	Chrome	\$ 101
4421SS	Stainless Steel (PVD)	\$ 177

Kitchen hand spray



- 2-jet pull-down spray
- Models: ED101 and ED601

Code	Description	Price
4326C	Chrome	\$ 94
4326BN	Brushed Nickel (PVD)	\$ 131
4326SS	Stainless Steel (PVD)	\$ 140

Kitchen hand spray



- 1-jet pull-out spray
- Models: BR400, T0400 et S0400

Code	Description	Price
4304C	Chrome	\$ 105
4304BN	Brushed Nickel (PVD)	\$ 140
4304NT	Night Brushed (PVD)	\$ 141
4304BG	Brushed Gold (PVD)	\$ 154

Kitchen hand spray



- 2-jet pull-down spray
- Models: B0101, B0201 (before march 2015)

Code	Description	Price
4330C	Chrome	\$ 101
4330SS	Stainless Steel (PVD)	\$ 177

Spare parts



Kitchen hand spray

Kitchen hand spray



- 2-jet pull-down spray
- Model: B0201 (after march 2015) and VE101

Code	Description	Price
4230C	Chrome	\$ 117
4230SS	Stainless Steel (PVD)	\$ 207

Kitchen hand spray



- 2-jet pull-out spray
- Model: MZ101

* Before March 2015 and after March 2017

Code	Description	Price
4388C	Chrome	\$ 159
4388SS	Stainless Steel (PVD)	\$ 207

Kitchen hand spray




- 2-jet pull-out spray
- Model: MZ101

* Before March 2015 and after March 2017

Code	Description	Price
4488C	Chrome	\$ 159
4488SS	Stainless Steel (PVD)	\$ 207


Kitchen hand spray



- 2-jet pull-down spray
- Model: PE101 (before march 2015)

Code	Description	Price
4240C	Chrome	\$ 260
4240SS	Stainless Steel (PVD)	\$ 405


Kitchen hand spray



- 2-jet pull-down spray
- Model: PE101 (after march 2015)

Code	Description	Price
4245C	Chrome	\$ 207
4245SS	Stainless Steel (PVD)	\$ 342

Kitchen hand spray




cUPC®

- 1-jet pull-down spray
- Model: AZ101

Code	Description	Price
4401	Kitchen hand spray	\$ 74

Kitchen hand spray



- 2-jet pull-down spray
- Model: AZ201, AZ801, AZ400, LK101, SC101, TTRD101, TTSQ101

Code	Description	Price
4381		\$ 50

Spare parts



Bath hand showers

Bath hand shower (XX10-XX12-XX16)



cUPC®



- 1-jet hand shower
- Series: MZ, ZO, ZOOP, PFTQ, SHTM

Code	Description	Price
4440C	Chrome	\$ 116
4440BN	Brushed Nickel (PVD)	\$ 147
4440PN	Polished Nickel (PVD)	\$ 147

Bath hand shower (XX10-XX12-XX16-XX39)



- 1-jet hand shower
- Series: VS, ED, GS, CS, SY, RU, PA

Code	Description	Price
4342C	Chrome	\$ 116
4342BN	Brushed Nickel (PVD)	\$ 147
4342PN	Polished Nickel (PVD)	\$ 147
4342BK	Black	\$ 162
4342BG	Brushed Gold (PVD)	\$ 162

Bath hand shower (XX12, XX39)



- 1-jet hand shower
- Series: FI, GN, MA, PR, RO, RT, AT, ATOP

Code	Description	Price
09C	Chrome	\$ 104
09CW	Chrome/White	\$ 104
09BN	Brushed Nickel (PVD)	\$ 163
09PN	Polished Nickel (PVD)	\$ 163

Bath hand shower (XX12, XX39)



- 1-jet hand shower
- Series: MM

Code	Description	Price
4241C	Chrome	\$ 110
4241BN	Brushed Nickel (PVD)	\$ 139
4241PN	Polished Nickel (PVD)	\$ 139
4241BK	Black	\$ 153
4241BG	Brushed Gold (PVD)	\$ 153

Bath hand shower (XX21-XX39)

4361

4390

4307



- 1-jet hand shower
- Serie: GS:4361
- Serie: VY: 4390
- Serie: EQ: 4307

Code	Description	Price
4361C	Chrome	\$ 116
4390C	Chrome	\$ 116
4307C	Chrome	\$ 110
4307BN	Brushed Nickel (PVD)	\$ 136
4307BK	Chrome	\$ 152

Spare parts



Bath hand showers

Bath hand shower (XX21-XX39)



- 1-jet hand shower
- Serie : MZ : 4344
- Serie : PX : 4323

Code	Description	Price
4344C	Chrome	\$ 116
4344BN	Brushed Nickel (PVD)	\$ 147
4344PN	Polished Nickel (PVD)	\$ 147
4323C	Chrome	\$ 107
4323BG	Brushed Gold (PVD)	\$ 147


Bath hand shower (XX07-XX33-XX37)



- Series: ATOP, SA

Code	Description	Price
4377C	Chrome	\$ 164
4377BN	Brushed Nickel (PVD)	\$ 206
4377PN	Polished Nickel (PVD)	\$ 206

Bath hand shower (XX02-XX37)



- Series: MZ, ZO

Code	Description	Price
4440C	Chrome	\$ 105
4440BN	Brushed Nickel (PVD)	\$ 147
4440PN	Polished Nickel (PVD)	\$ 147


Bath hand shower (XX02-XX06-XX29-XX33)



- Series: CS, GS, PA, RU, SY, VS, ED

Code	Description	Price
4362C	Chrome	\$ 116
4362BN	Brushed Nickel (PVD)	\$ 147
4362PN	Polished Nickel (PVD)	\$ 147
4362BK	Black	\$ 162

Bath hand shower (XX06-XX33)



- Series: AT, MA, FI, GN, PR, FM, IL, RO, RX, SN, AY, SO and RT

Code	Description	Price
4302C	Chrome	\$ 74
4302CW	Chrome/White	\$ 74
4302BN	Brushed Nickel (PVD)	\$ 108
4302PN	Polished Nickel (PVD)	\$ 108

Spare parts



Slider and hose

Hand shower rail slider



- Plastic
- Ø25 mm (1")

Code	Description	Price
160C	Chrome	\$ 26
160BN	Brushed Nickel (PVD)	\$ 53
160PN	Polished Nickel (PVD)	\$ 53

Hand shower rail slider



cUPC®

- Easy-Glide left cursor
- Plastic
- Ø19 mm (¾")

Code	Description	Price
4910C	Chrome	\$ 102
4910BN	Brushed Nickel (PVD)	\$ 152
4910PN	Polished Nickel (PVD)	\$ 152
4910BK	Black	\$ 166

Hand shower rail slider



- Easy-Glide left cursor
- Plastic
- Ø22 mm (7/8")

Code	Description	Price
4921C	Chrome	\$ 102
4921BN	Brushed Nickel (PVD)	\$ 152
4921PN	Polished Nickel (PVD)	\$ 152
4921BK	Black	\$ 166
4921BG	Brushed Gold (PVD)	\$ 166


Hand shower rail slider



- Easy-Glide left cursor
- Square
- Plastic

Code	Description	Price
4913C	Chrome	\$ 102
4913BN	Brushed Nickel (PVD)	\$ 102

Hand shower rail slider



- Easy-Glide left cursor
- Plastic
- Flat

Code	Description	Price
4919C	Chrome	\$ 106
4919BG	Brushed Gold (PVD)	\$ 144

Flexible hose



cUPC®

- Conical nut ½" female
- 150 cm (59") flexible brass hose double interlock

Code	Description	Price
605C	Chrome	\$ 47
605BN	Brushed Nickel (PVD)	\$ 113
605PN	Polished Nickel (PVD)	\$ 113
605BK	Black	\$ 124

WARRANTY



LIMITED WARRANTY

The Riobel Inc. product you have purchased carries a Limited Lifetime Warranty on the chrome, PVD finish, blacks and all working parts. It is guaranteed from the initial purchase date against all manufacturing defects. All other finishes, including plastic components, are guaranteed for one year. All electric and/or electronic parts are covered by a 5-year limited warranty.

The warranty offered on our products will be honored only if the installation is performed by a certified master plumber.

THE WARRANTY DOES NOT COVER:

- All charges to access the faucet.
- Installation or removal charges.
- Normal wear of the components.
- Units that have not been installed according to the manufacturer's instructions and in accordance with the rules, codes and laws currently governing plumbing installation.
- All problems resulting from improper care or use of inappropriate cleaning products. Do not use acid detergents, abrasive sponges, metallic pads, alcohol-based detergents, disinfectants or other solvents.
- Any damage caused by hard water, lime deposits or sediments.

In the event of a problem, the defective parts must be returned correctly packaged with the original proof of purchase to your original retailer. Only Riobel Inc. can authorize the replacement of a defective product with an identical or similar one, should the original become unavailable. This warranty applies to the original buyers as long as they own the property, with proof of purchase. This warranty is not transferable. This warranty does not cover any labor costs and/or any damages caused during installation, repair or replacement, or accidental or collateral damages, or freight charges. Riobel Inc. does not guarantee its products for monetary value or offer specific warranties for a specific use, or any explicit, implicit, statutory or tacit warranties other than the warranty described above.

COMMERCIAL AND INTERNATIONAL LIMITATIONS

In addition to the conditions mentioned above, the warranty period for any product installed as part of a commercial application and/or outside North America is one (1) year from the original date of purchase by the owner/user, from an authorized retailer. Technical information is subject to change without notice.

WARRANTY



MAINTENANCE AND CLEANING

To preserve the look of your product, it should be cleaned with a mild soap, rinsed with clear water and dried with a soft cloth.

Important: Do not use abrasive, irritant or corrosive products (such as detergents or other products containing ammonia). Always rinse and/or clean the faucets after having sprayed cleaning products onto other surrounding surfaces, including mirrors and ceramic tiles. These cleaning products' mist may damage your faucets' finish.

SERVICE CALL POLICY

Please know that our limited lifetime warranty covers only parts and does not cover installation, removal of our products or freight charges. However, to ensure the best possible service to our customers, we have established a procedure to request a service call.

The consumer must first contact the distributor where the merchandise was purchased. A call will not be processed if the distributor has the consumer contact us directly. In such a case, we will redirect the call to the distributor. This procedure aims to improve the efficiency of the service calls, since the communication is sometimes more complex with customers (ex: unable to identify the item number, etc.). As a result, the wrong product or parts were often sent in the past.

The distributor must send us, by fax or e-mail, the service call form properly filled out with a proof of purchase. It is important to include the product code, date of purchase and as much detail as possible about the problem, as well as the malfunction diagnosis.

In the case of a more technical call, we may contact the consumer directly to give him/her the necessary information. If a part must be replaced, it will be sent along with its installation guide to the distributor, with the consumer's name shown on the box. It may also be sent directly to the customer at his or her own expense.

This procedure was created to improve efficiency and speed of service for our customers. Thank you for your understanding.

RIOBEL INC.

SERVICE CALL

DATE

CONSUMER

Name

Home Phone

Office Phone

Cell Phone

E-mail

Address

DISTRIBUTOR

Name

Contact

Phone

Fax

E-mail

PRODUCT

Date of purchase

Installation date

Installed by

Product # and
description

Is it accessible from underneath? **YES** **NO**

EXPLANATION OF SITUATION

For how long has the situation persisted?

Please provide a proof of purchase

IF THE SERVICE CALL IS DUE TO AN INADEQUATE INSTALLATION, A FEE WILL BE CHARGED.

820, Nobel street, St-Jérôme (Québec) Canada J7Z 7A3

PHONE 450 432-0442 or 1 866 473 8442 • **FAX** 450 432-1095 or 1 888 909 8442 • **RIOBEL.CA**

SALES TERMS AND CONDITIONS

- Payment term: 30 days net.
- Price F.O.B. from our warehouse.
- Prices are subject to change without notice.

PRODUCT RETURNS

- All transportation costs will be borne by the retailer.
- A 25% restocking fee will be charged to the retailer.
- All merchandise must be in its original package.
- Merchandise must not be damaged.
- We reserve the right to decline product returns at any time.
- All transportation claims must be made by the retailer. Our responsibility ceases when merchandise is delivered to the carrier.
- Only parts with manufacturing defects will be replaced free of charge.

CONTACT US

For more information, please contact our Customer Service Department

QUÉBEC AND ATLANTIC CANADA

Tel.: 450-432-0442 1-866-473-8442

Customer Service: Ext. 1

E-mail: orders@riobel.ca

Technical Support: Ext. 2

E-mail: service@riobel.ca

Fax: 450-432-1095 1-888-909-8442

ONTARIO AND WESTERN CANADA

Tel.: 905-760-9009 1-888-287-5354

Fax: 905-760-1292

BRITISH COLUMBIA

Tel.: 604-421-5665

Fax: 604-421-5489

USA

Tel.: 1-866-473-8442

Customer Service: Ext. 1

E-mail: usorders@riobel.ca

Technical Support: Ext. 2

E-mail: service@riobel.ca

Fax: 1-888-909-8442

8535-USA (0809) 4,6K Printed in Canada



RIOBEL.CA



MONTRÉAL 1 866 473-8442 | TORONTO 1 888 287-5354 | VANCOUVER 1 604 421-5665 | USA 1 866 473-8442