

falmec

2018 Falmec
Retail Price book



Falmec Retail Price Book

Effective January 1, 2018

800-292-8374

www.pinnacleexpress.com



Innovation In The Air

Founded in 1981, Falmec has evolved from a small manufacturing company to a leading force both in the national and international market, gaining extensive experience in the design and production of ventilation hoods.

Cutting-edge research, flexibility in production, development of new technologies and original creativity provide the Falmec collection with strong added value in innovation, and a totally unique blend of design and cutting edge technology, reaching the highest level of Italian excellence in the world.

All Falmec creations are the result of a complex, multi-phase process that is entirely designed, planned and produced in Vittorio Veneto, located in Northeast Italy.

Made In Italy

From initial design to finished product, all of Falmec's creations are achieved through a multi-step process that is run entirely onsite at the company headquarters, located near Venice. Falmec's products offer an absolute guarantee of quality in the design, the materials and the construction, in the best Italian manufacturing tradition.



Quality

Each Falmec product is the result of careful research, meticulous testing and extreme precision in their construction. Falmec's facilities rely on state of the art technology and are equipped with numerous robotic lines that enable them to meet top quality standards.





Technology & Quality

Innovation. Performance. Energy Efficiency. Ease of Installation. Design

These are the key concepts of all Falmec projects. They are the outcome of ongoing research that considers aesthetics, materials and technologies as a single set in order to achieve the perfect synergy.

Falmec's products satisfy every sense: smell, for the effectiveness of air movement; sight and touch, thanks to the refined design and the quality of materials; hearing, for their extremely silent performance.

Select Steel

Stainless Steel AISI 304

Falmec selects and uses AISI 304 stainless steel, with an alloy containing 18% chromium and 8% nickel.







































Hygienic, easy to clean, highly resistant to corrosion, as demonstrated by salt spray tests, AISI 304 is by far the best material for the production of ventilation hoods.



TABLE OF CONTENTS

	Page
ABOUT FALMEC	2
Picture Index	6
Silence NRS Collection	7
Professional Collection	12
Design Collection	16
Fasteel Collection	29
Potenza Collection	34
Wall Mount	35
Built-In	39
Accessories	44
Warranty	49
Pinnacle Express Terms and Conditions	50

STOCK ITEMS ARE LISTED IN RED

WALL			ISLAND		BUILT-IN	
	Afrodite p. 38			Lumen p. 27		Danilo p. 42
	Artemide p. 37			Lumen Island 175 p. 28		Eros p. 39
	Flipper p. 24			Lumina NRS° p. 9		Gruppo Incasso NRS° p. 11
	Lumen p. 27			Lux p. 30		Mara p. 41
	Lumina NRS° p. 9			Mercurio p. 35		Massimo Pro p. 15
	Lux p. 30			Mira Top p. 32		Move p. 25
	Mercurio p. 35			Plane NRS° p. 10		Sabina p. 40
	Mira Top p. 32			Plane Top p. 31		Valentina p. 43
	Plane NRS° p. 10			Polar p. 18		Virgola p. 26
				Prestige p. 19		
				Pyramid Pro p. 14		

CEILING



Nube
p. 21



Nuvola 90
p. 20



Stella
p. 22

Finally, a hood that is extremely quiet.
With their innovative NRS® technology, Falmec has created a
product that combines superior performance and super quiet operation.
Significant effort has gone into making this product
one of the quietest hoods in the market

THE DIFFERENCE IS NOT FELT, BUT EXPERIENCED

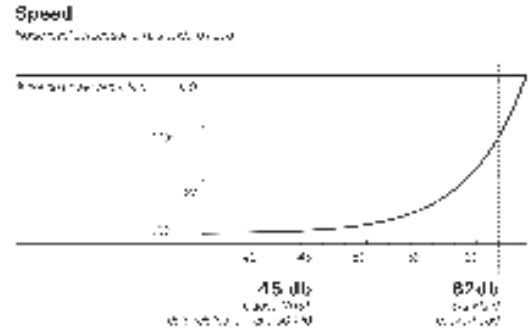
A system developed by Falmec in collaboration with laboratories specializing in the study of fluid dynamics, NRS® (Noise Reduction System) has enabled us to create a collection of incredibly quiet ventilation hoods that effectively enhance the quality of life in the kitchen. NRS® technology allows you to cook, work, talk and listen to music without hearing the typical noise of ventilation hoods, while benefiting from the best air suction performance.

HIGH PERFORMANCE FILTER

The NRS® system guarantees the best results through the extraction of cooking fumes, and it can also be used in the filter version, with a high-performance, long-lasting and reusable carbon filter.

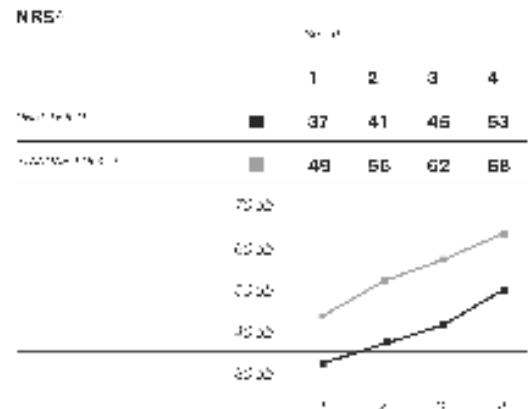
BETTER QUALITY OF LIFE, WITHOUT NOISE DISTURBANCE

The dynamics of the airflow being drawn through the hood was studied using innovative computer software; this allowed Falmec to develop this system so that airflow is optimized, eliminating any resistance, which is the principle cause of noise during the extraction process. Falmec invested time and resources in the development of new materials that would be best suited for this particular application due to their sound absorbing qualities. These materials have been designed to contain any noise produced by the movement of air, further increasing the reductions in noise already achieved by the optimization of air flow.



UP TO 86% LESS NOISE

Thanks to the study of air flow and to the materials used, NRS® ventilation hoods reduce noise to a whisper-like quiet level. The NRS® system guarantees extraction of cooking fumes, and NRS® hoods also provide superior sound performance when using a recirculation filter, or our long lasting regenerating carbon filter.



UNIMAGINABLE SILENCE

Compared to today's standard hoods, the noise level has been reduced dramatically. The benefit in the kitchen is extraordinary. The 'perception' of noise follows a logarithmic scale: each decrease of 1dB corresponds to a reduction in the perceived noise level of about 20%. In other words, for every decrease of 3db perceived noise is halved.

collection
silence



SILENCE NRS

Lumina NRS

Features

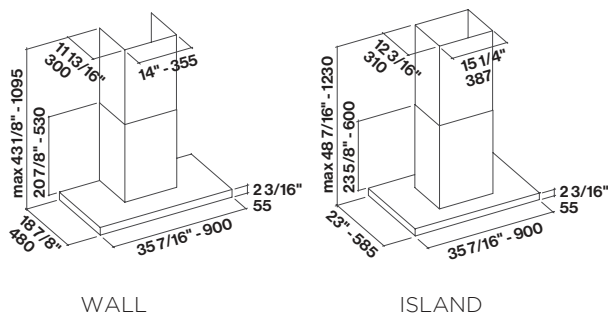
- Wall or Island Mounted
- Scotch Brite Stainless Steel (AISI 304)
- 4 Speed Touch Control
- White Ambient Light
- Metallic Filters - Removable & Washable
- NRS® Technology 45 dB
- 24 Hour Air Purification Function
- Tempered Glass
- Optional Charcoal Filter
- Recirculating Option (Wall & Island)



MODEL	COLOR	CFM	WIDTH	DUCT SIZE	MIN. HEIGHT FROM CEILING	MAP
FNLUM36W5SS	SS	500	36" - Wall	6"	25 9/16"	\$ 1,799
FNLUM36I5SS	SS	500	36" - Island	6"	25 9/16"	\$ 2,299

ACCESSORIES

MODEL	DESCRIPTION	MAP
KACL.815	Protective Cleaning Cloths for Stainless Steel (Box 10 Pcs)	\$ 24
KACL.571#I	Duct Extension - 38" - Wall	\$ 237
KACL.570#I	Duct Extension - 27" - Wall	\$ 237
KACL.572#I	Duct Extension - 48" - Island	\$ 593
101080240	Metallic Filter	\$ 32
101078900	Charcoal Filter - Lumina NRS	\$ 115
KACL.605	Low Profile NRS Elbow	\$ 75



*If ceiling height is 8' or less, the low profile elbow (KACL.605) must be installed.

SILENCE NRS

Plane NRS

Features

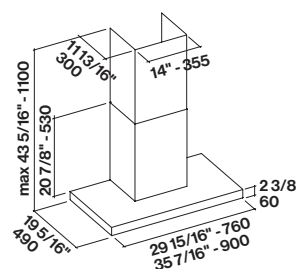
- Wall or Island Mounted
- Scotch Brite Stainless Steel (AISI 304)
- 4 Speed Electronic Control
- LED Lighting
- Removable and Washable Metallic Filters
- NRS® Technology 45dB
- Optional Charcoal Filter
- Recirculating Option (Wall & Island)



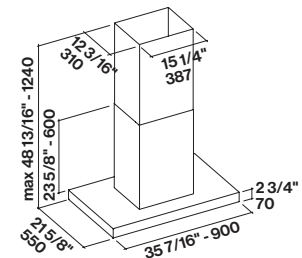
MODEL	COLOR	CFM	WIDTH	DUCT SIZE	MIN. HEIGHT FROM CEILING	MAP
FNPLS30W5SS	SS	500	30" - Wall	6"	24 13/16"	\$ 1,449
FNPLS36W5SS	SS	500	36" - Wall	6"	24 13/16"	\$ 1,499
FNPLS36I5SS	SS	500	36" - Island	6"	24 13/16"	\$ 1,899

ACCESSORIES

MODEL	DESCRIPTION	MAP
KACL.570#I	Duct Extension - 27" - Wall	\$ 237
KACL.571#I	Duct Extension - 38" - Wall	\$ 237
KACL.815	Protective Cleaning Cloths for Stainless Steel (Box 10 Pcs)	\$ 24
KACL.572#I	Duct Extension - 48" - Island	\$ 593
KACL.921	Charcoal Filter	\$ 121
101080204	30" Metallic Filter	\$ 60
101078700	36" Metallic Filter	\$ 47
101078701	36" Metallic Filter Island	\$ 47
KACL.605	Low Profile NRS Elbow	\$ 75



WALL



ISLAND

*If ceiling height is 8' or less, the low profile elbow (KACL.605) must be installed.



SILENCE NRS

Gruppo Incasso NRS

Features

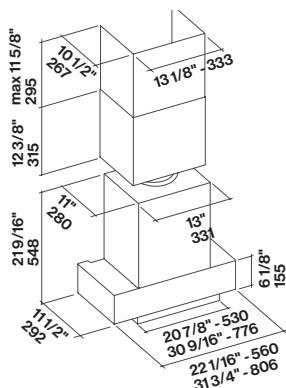
- Built-In
- Scotch Brite Stainless Steel (AISI 304)
- 4 Speed Electronic Control
- LED lighting
- Removable and Washable Metallic Filters
- NRS® Technology 37-53dB
- Remote Control Included
- Optional Charcoal Filter
- Recirculating Option



MODEL	COLOR	CFM	WIDTH	DUCT SIZE	MIN. HEIGHT FROM CEILING	MAP
FNINS20B5SS	SS	500	20"	6"	22 7/16"	\$ 1,499
FNINS28B5SS	SS	500	28"	6"	22 7/16"	\$ 1,599

ACCESSORIES

MODEL	DESCRIPTION	MAP
KACL.845#1	28" Metallic Filter	\$ 68
KACL.844#1	20" Metallic Filter	\$ 89
KACL.920	Charcoal Filter	\$ 100
KACL.815	Protective Cleaning Cloths for Stainless Steel (Box 10 Pcs)	\$ 24




Cutout Size:

FNINS20B5SS - 19 15/16" x 10 5/16"

FNINS28B5SS - 29 9/16" x 10 5/16"

* If ceiling height is 8' or less, the low profile elbow (KACL.605) must be installed.



Falmec's Professional hoods create an atmosphere of professionalism in the kitchen. More powerful motors, high performance special filters and unique filters designed to collect grease and oils. A blend of features that is typical of ventilation hoods found in the best restaurants but made especially for you and your home environment.

NOT AVAILABLE IN A BACK VENT APPLICATION



Professional Zeus Pro

Features

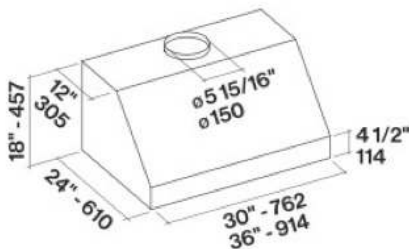
- Wall Mounted
- Scotch Brite Stainless Steel
- 3 Speed Motor
- LED Lighting
- Metallic Baffle Filters
- 53 - 69 dB

Not available in Back Vent Application

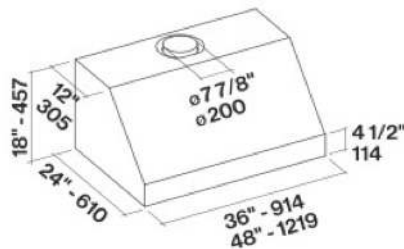
MODEL	COLOR	CFM	WIDTH	DUCT SIZE	MIN. HEIGHT FROM CEILING	MAP
FP18P30W6SS	SS	600	30"	6"	24 13/16"	\$ 999
FP18P36W6SS	SS	600	36"	6"	24 13/16"	\$ 1,099
FP18P36W9SS	SS	1000	36"	8"	24 13/16"	\$ 1,299
FP18P48W9SS	SS	1000	48"	8"	24 13/16"	\$ 1,399

ACCESSORIES

MODEL	DESCRIPTION	MAP
KACL.815	Protective Cleaning Cloths for Stainless Steel (Box 10 Pcs)	\$ 24
101080195	Baffle Filter - 22" Deep	\$ 95



600 CFM



1000 CFM

**If ceiling height is 8' or less, the low profile elbow (KACL.605) must be installed.*

Professional Pyramid Pro

Features

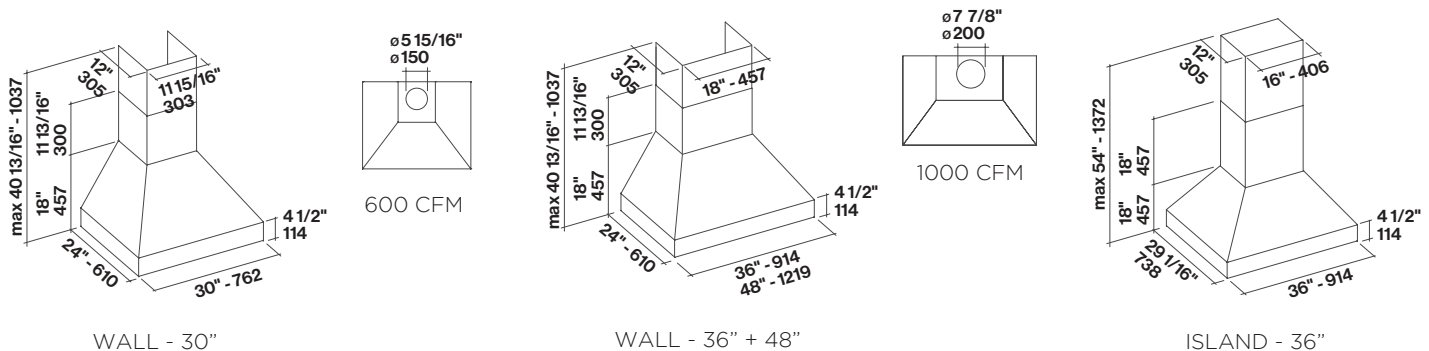
- Wall or Island Mounted
- Scotch Brite Stainless Steel
- 3 Speed Motor
- LED Lighting
- Baffle Filters
- 49 - 69 dB



MODEL	COLOR	CFM	WIDTH	DUCT SIZE	MIN. HEIGHT FROM CEILING	MAP
FPDPR30W6SS	SS	600	30" - Wall	6"	24 13/16"	\$ 1,099
FPDPR36W9SS	SS	1000	36" - Wall	8"	24 13/16"	\$ 1,399
FPDPR48W9SS	SS	1000	48" - Wall	8"	24 13/16"	\$ 1,499
FPDPR36I9SS	SS	1000	36" - Island	8"	24 13/16"	\$ 1,699

ACCESSORIES

MODEL	DESCRIPTION	MAP
KACL.815	Protective Cleaning Cloths for Stainless Steel (Box 10 Pcs)	\$ 24
KCPHN.00#3	Duct Extension (Max 60"/ For 36" + 48" 1000 CFM Wall Mount Hoods)	\$ 246
101080195	Baffle Filter - 22" Deep	\$ 95
101080200	Standard Baffle Recirculation Filter - Island	\$ 75





Professional Massimo Pro

Features

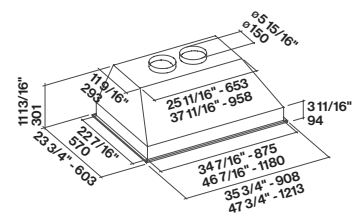
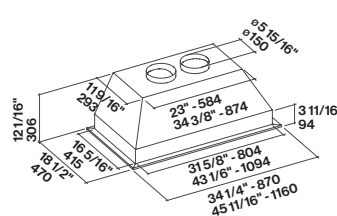
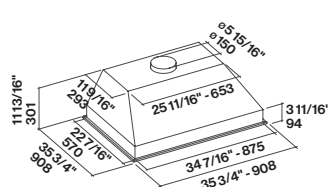
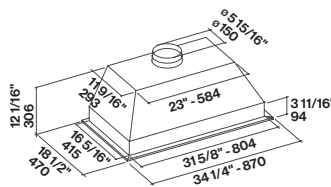
- Built-In
- Scotch Brite Stainless Steel
- 3 Speed Motor
- LED Lighting
- Baffle Filters
- 53 - 72 dB
- 18" and 22" Deep Models

* Note: Transition required to go from 2x6" round duct to 1x8" round duct is included with dual motor unit.

MODEL	COLOR	CFM	WIDTH	DEPTH	DUCT SIZE	MIN. HEIGHT FROM CEILING	MAP
FIMAS34B6SS-1	SS	600	34"	18	6"	23"	\$ 749
FIMAX34B6SS-1	SS	600	34"	22	6"	23"	\$ 799
FIMAS34B9SS-2*	SS	1000	34"	18	8"	23"	\$ 1,099
FIMAX34B9SS-1*	SS	1000	34"	22	8"	23"	\$ 1,149
FIMAS46B9SS-2*	SS	1000	46"	18	8"	23"	\$ 1,199
FIMAX46B9SS-1*	SS	1000	46"	22	8"	23"	\$ 1,299

ACCESSORIES

MODEL	DESCRIPTION	MAP
KACL.815	Protective Cleaning Cloths for Stainless Steel (Box 10 Pcs)	\$ 24
101080196	Baffle Filter - 18" Deep	\$ 93
101080195	Baffle Filter - 22" Deep	\$ 95





In search of the perfect ventilation hood.

A special collection of select models characterized by unique design and functional solutions. The Design Collection is Falmec's exclusive collection created in partnership with both established and emerging designers. An ongoing, shared "work in progress" that has allowed us to create a range that aims to absolute perfection: in design, materials and technological solutions.



Design Collection Prisma

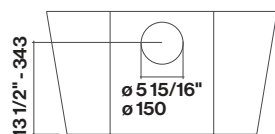
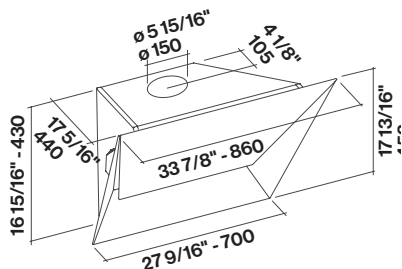
Features

- Wall Mounted
- Scotch Brite Stainless Steel (AISI 304)
- 4 Speed Touch Control
- LED Lighting
- LED Ambient Light
- Metallic Filters
- Charcoal Filter Included
- Top Filters are Removable and Washable
- 46 - 66 dB
- Tempered White or Black Glass
- Recirculating Option

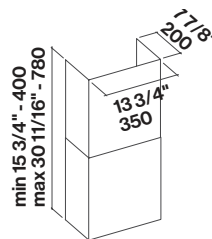
MODEL	COLOR	CFM	WIDTH	DUCT SIZE	MIN. HEIGHT FROM CEILING	MAP
FDPRI36W5SB	Black	500	36"	6"	20 7/8"	\$ 1,499
FDPRI36W5SW	White	500	36"	6"	20 7/8"	\$ 1,499

ACCESSORIES

MODEL	DESCRIPTION	MAP
KACL.815	Protective Cleaning Cloths for Stainless Steel (Box 10 Pcs)	\$ 24
KCQAN.00#1	Optional Chimney (Stainless steel)	\$ 218
KACL.941	Carbon Zeo Filter for Sloped Hoods	\$ 360
FFCHAR3C0BL	Round Charcoal Filter	\$ 28
101080205	Metallic Filter	\$ 53



REAR VIEW



OPTIONAL
CHIMNEY

Design Collection

Polar

Features

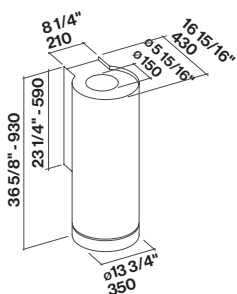
- Wall or Island Mounted
- Scotch Brite Stainless Steel (AISI 304)
- 4 Speed Electronic Control
- LED Lighting
- Metallic Filters
- Optional Charcoal Filter
- Top Filters are Removable and Washable
- 48 - 67 dB
- Recirculating Option



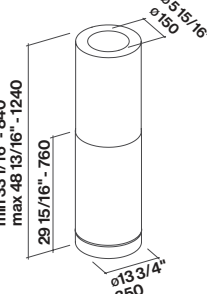
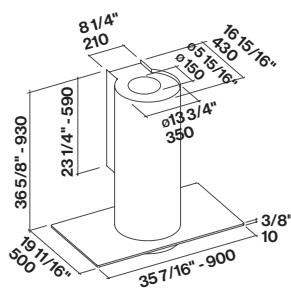
MODEL	COLOR	CFM	WIDTH	DUCT SIZE	MIN. HEIGHT FROM CEILING	MAP
FDPLR15W5SS	SS	500	15" - Wall	6"	23 5/8"	\$ 1,399
FDPLR15I5SS	SS	500	15" - Island	6"	23 5/8"	\$ 1,599

ACCESSORIES

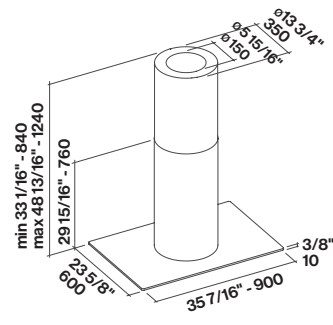
MODEL	DESCRIPTION	MAP
KACL.815	Protective Cleaning Cloths for Stainless Steel (Box 10 Pcs)	\$ 24
FDPGL36W0TG	Optional Glass - Wall	\$ 246
FDPGL36I0TG	Optional Glass - Island	\$ 246
FFCHAR3COBL	Round Charcoal Filter	\$ 28
KACL.841#1	Metallic Filter	\$ 106



WALL VERSION



ISLAND VERSION





Design Collection Prestige

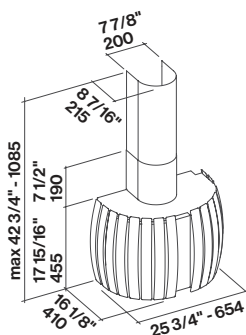
Features

- Wall or Island Mounted
- Scotch Brite Stainless Steel (AISI 304)
- 4 Speed Electronic Control Motor
- LED Lighting
- LED Ambient Lighting
- Metallic Filters
- Optional Charcoal Filter
- Top Filters are Removable and Washable
- 54 - 68 dB
- Tempered White or Black Glass
- Recirculating Option (Wall & Island)

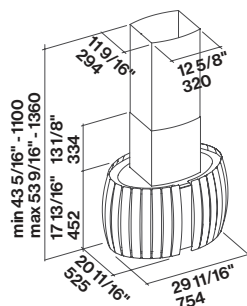
MODEL	COLOR	CFM	WIDTH	DUCT SIZE	MIN. HEIGHT FROM CEILING	MAP
FDPST26W5SG	Black	500	26"	6"	23 5/8"	\$ 2,399
FDPST30I5SG	Black	500	30" - Island	6"	23 5/8"	\$ 2,899
FDPST26W5SGW	White	500	26"	6"	23 5/8"	\$ 2,399
FDPST30I5SGW	White	500	30" - Island	6"	23 5/8"	\$ 2,899

ACCESSORIES

MODEL	DESCRIPTION	MAP
KACL.815	Protective Cleaning Cloths for Stainless Steel (Box 10 Pcs)	\$ 24
FFCHAR3COBL	Round Charcoal Filter	\$ 28
101080095	Metallic Filter	\$ 34



WALL VERSION



ISLAND VERSION

Design Collection

Nuvola

Features

- Ceiling Mounted
- Scotch Brite Stainless Steel (AISI 304)
- 4 Speed Electronic Control
- Fluorescent Lighting
- Metallic Filter Removable and Washable
- Tempered Extra Light Painted Glass
- Perimeter Suction
- Remote Control Included
- Tempered Glass



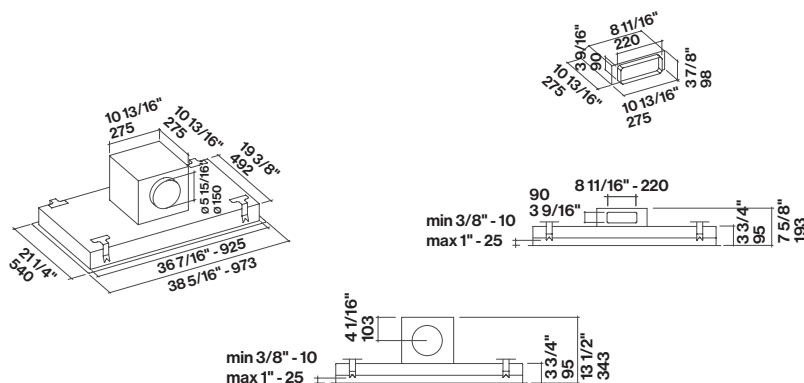
Motor Sold Separately.

Liner must be ordered with a motor.

MODEL	COLOR	CFM	WIDTH	DUCT SIZE	MIN. HEIGHT FROM CEILING	MAP
FDNUV36C6SS*	SS	Liner Only	36"	6"	59 1/16" MAX	\$ 1,499
FDNUV54C6SS*	SS	Liner Only	54"	6"	59 1/16" MAX	\$ 1,699
FDNUVMTR600*	SS	600	Motor Only	6"	59 1/16" MAX	\$ 599

ACCESSORIES

MODEL	DESCRIPTION	MAP
KACL815	Protective Cleaning Cloths for Stainless Steel (Box 10 Pcs)	\$ 24
KACL789	Side Junction for Ceiling	\$ 83
105080053	Remote Control	\$ 96
101080243	Metallic Filter	\$ 34





Design Collection Nube

Features

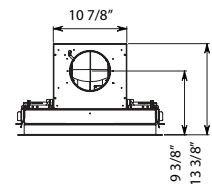
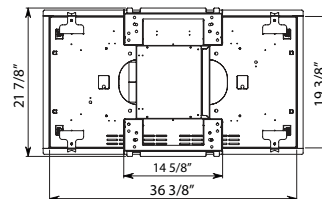
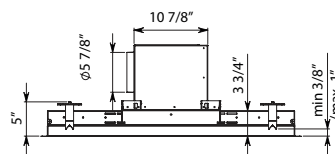
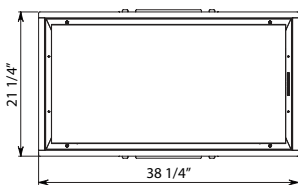
- Ceiling Mounted
- Scotch Brite Stainless Steel (AISI 304)
- 4 Speed Electronic Control
- Metallic Filter is Removable and Washable
- Remote Control Included
- 50-68 dB
- Perimeter Suction

*Motor Sold Separately.
Liner must be ordered with a motor.*

MODEL	COLOR	CFM	WIDTH	DUCT SIZE	MIN. HEIGHT FROM CEILING	MAP
FDNUB36C6SS*	SS	Liner Only	36"	6"	59 1/16" Max	\$ 1,499
FDNUVMTR600*	SS	600	Motor Only	6"	59 1/16" Max	\$ 599

ACCESSORIES

MODEL	DESCRIPTION	MAP
KACL.815	Protective Cleaning Cloths for Stainless Steel (Box 10 Pcs)	\$ 24
KACL.789	Side Junction for Ceiling	\$ 83
101080243	Metallic Filter	\$ 34



Design Collection

Stella

Features

- Ceiling Mounted
- Scotch Brite Stainless Steel (AISI 304)
- 4 Speed Electronic Control
- Dimmable LED Lighting
- Metallic Filter is Removable and Washable
- Remote Control Included
- 52 - 68 dB
- Perimeter Suction

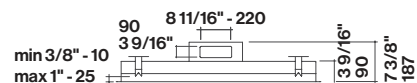
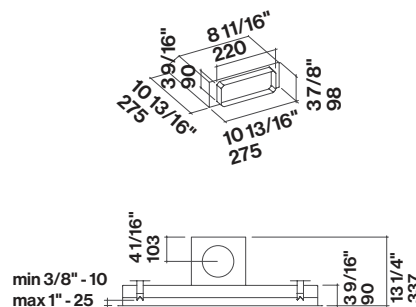
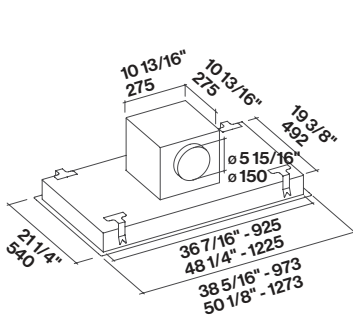
*Motor Sold Separately.
Liner must be ordered with a motor.*



MODEL	COLOR	CFM	WIDTH	DUCT SIZE	MIN. HEIGHT FROM CEILING	MAP
FDSTE36C6SS*	SS	Liner Only	36"	6"	59 1/16" Max	\$ 1,599
FDSTE48C6SS*	SS	Liner Only	48"	6"	59 1/16" Max	\$ 1,799
FDNUVMTR600*	SS	600	Motor Only	6"	59 1/16" Max	\$ 599

ACCESSORIES

MODEL	DESCRIPTION	MAP
KACL.815	Protective Cleaning Cloths for Stainless Steel (Box 10 Pcs)	\$ 24
KACL.789	Side Junction for Ceiling	\$ 83
101080241	Metallic Filter	\$ 32





Design Collection

Quasar

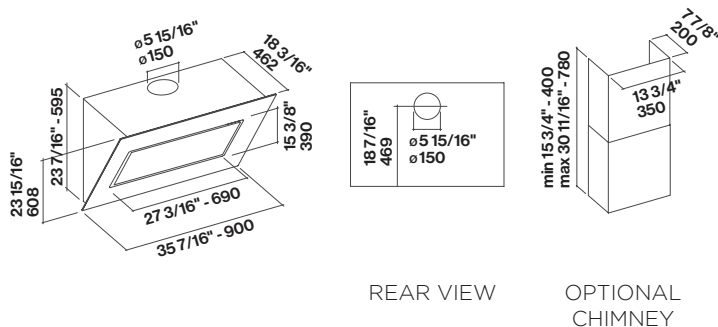
Features

- Wall Mounted
- Scotch Brite Stainless Steel
- 4 Speed Touch Control
- LED Lighting
- Metallic Filter is Removable and Washable
- 52 - 68 dB
- 24 Hour Air Purification Function
- Finished Tempered Glass in White or Black
- Recirculating Option

MODEL	COLOR	CFM	WIDTH	DUCT SIZE	MIN. HEIGHT FROM CEILING	MAP
FDQWH36W5SG	White	500	36"	6"	20 1/2"	\$ 1,499
FDQBK36W5SG	Black	500	36"	6"	20 1/2"	\$ 1,499

ACCESSORIES

MODEL	DESCRIPTION	MAP
KACL.815	Protective Cleaning Cloths for Stainless Steel (Box 10 Pcs)	\$ 24
KACL.941	Carbon Zeo Filter for Sloped Hoods	\$ 360
KCQAN.00#1	Optional Chimney (Stainless steel)	\$ 218
FFCHAR3C0BL	Round Charcoal Filter	\$ 28
101080241	Metallic Filter	\$ 32



REAR VIEW

OPTIONAL
CHIMNEY

Design Collection Flipper

Features

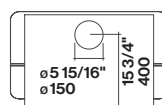
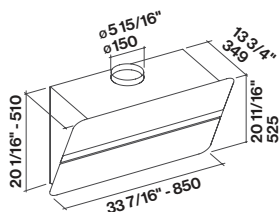
- Wall Mounted
- Satin Glass with Stainless Steel Band
- 4 Speed Electronic Control
- LED Lighting
- Metallic Filter is Removable and Washable
- 46 - 66 dB
- Charcoal Filter Included
- Recirculating Option



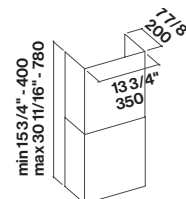
MODEL	COLOR	CFM	WIDTH	DUCT SIZE	MIN. HEIGHT FROM CEILING	MAP
FDFLI36W5SB	Black	500	36"	6"	20 1/2"	\$ 1,099
FDFLI36W5SW	White	500	36"	6"	20 1/2"	\$ 1,099

ACCESSORIES

MODEL	DESCRIPTION	MAP
KACL.815	Protective Cleaning Cloths for Stainless Steel (Box 10 Pcs)	\$ 24
KACL.941	Carbon Zeo Filter for Sloped Hoods	\$ 360
KCQAN.00#1	Optional Chimney (Stainless steel)	\$ 218
FFCHAR3C0BL	Round Charcoal Filter	\$ 28
101080247	Metallic Filter	\$ 33



REAR VIEW



OPTIONAL
CHIMNEY



Design Collection

Move

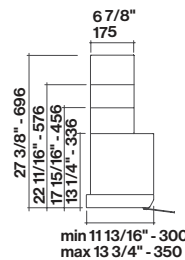
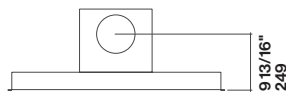
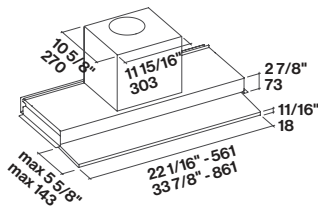
Features

- Built-In
- Scotch Brite Stainless Steel (AISI 304)
- 4 Speed Electronic Control
- LED Lighting
- Metallic Filters are Removable and Washable
- Black or White Tempered Glass
- Retractable Glass Visor
- Optional Chimney
- Optional Glass Shelf
- Rear Vent Optional
- Optional Carbon Zeo Filter
- Recirculating Option

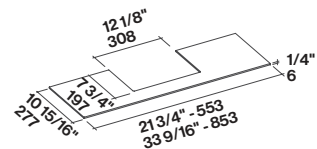
MODEL	COLOR	CFM	WIDTH	DUCT SIZE	MIN. HEIGHT FROM CEILING	MAP
FDMOV24W5SW	White	500	24"	6"	20 1/2"	\$ 1,199
FDMOV24W5SB	Black	500	24"	6"	20 1/2"	\$ 1,199
FDMOV36W5SW	White	500	36"	6"	20 1/2"	\$ 1,299
FDMOV36W5SB	Black	500	36"	6"	20 1/2"	\$ 1,299

ACCESSORIES

MODEL	DESCRIPTION	MAP
KACL.934	Carbon Zeo Filter	\$ 138
KACL.106	Optional Glass Shelf 24"	\$ 138
KACL.107	Optional Glass Shelf 36"	\$ 149
KCVJN.00#3	Optional Telescopic Chimney (Height - 7 1/4")	\$ 49
KCVJN.01#3	Optional Chimney (Height - 4 3/4")	\$ 26
101080250	Metallic Filter	\$ 28



OPTIONAL
CHIMNEY



OPTIONAL
SHELF

Design Collection

Virgola

Features

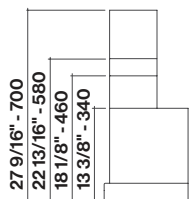
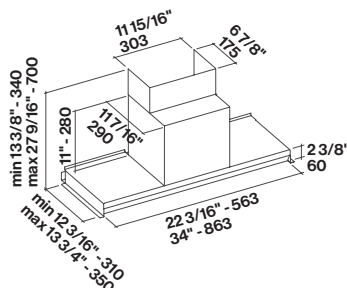
- Built-In
- Scotch Brite Stainless Steel
- 3 Speed Electronic Control
- LED Lighting
- Metallic Filters are Removable and Washable
- Optional Charcoal Filter
- Tempered Turning Glass
- Retractable Glass Visor
- Recirculating Option



MODEL	COLOR	CFM	WIDTH	DUCT SIZE	MIN. HEIGHT FROM CEILING	MAP
FDVRG24W3SS	SS	280	24"	6"	20 1/2"	\$ 759
FDVRG36W3SS	SS	280	36"	6"	20 1/2"	\$ 799

ACCESSORIES

MODEL	DESCRIPTION	MAP
KACL.815	Protective Cleaning Cloths for Stainless Steel (Box 10 Pcs)	\$ 24
KCVJN.00#3	Optional Telescopic Chimney (Height - 7 1/4")	\$ 49
101079909	24" Metallic Filter	\$ 32
101079910	36" Metallic Filter	\$ 36
FFCHASQC0BL	Square Charcoal Filter	\$ 28





Design Collection

Lumen

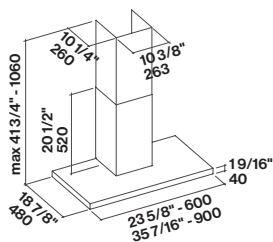
Features

- Wall or Island Mounted
- Scotch Brite Stainless Steel (AISI 304)
- 3 or 4 Speed Electronic Control
- Fluorescent Lighting
- Fluorescent Ambient Light
- Air Falmec Filter
- Optional Charcoal Filter
- Recirculating Option (Wall & Island)

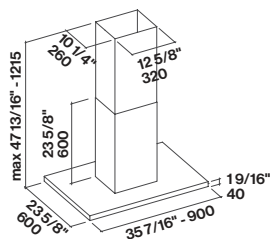
MODEL	COLOR	CFM	WIDTH	DUCT SIZE	MIN. HEIGHT FROM CEILING	MAP
FDLUM24W3SS	SS	280	24" - Wall	6"	20 1/2"	\$ 1,199
FDLUM36W5SS	SS	500	36" - Wall	6"	20 1/2"	\$ 1,199
FDLUM36I5SS	SS	500	36" - Island	6"	23 5/8"	\$ 1,999

ACCESSORIES

MODEL	DESCRIPTION	MAP
KACL.815	Protective Cleaning Cloths for Stainless Steel (Box 10 Pcs)	\$ 24
KACL.510#1	Duct Extension - 27" Wall	\$ 187
KACL.512#1	Duct Extension - 38" Wall	\$ 191
KACL.557#1	Duct Extension - 48" Island	\$ 398
101078700	Air Falmec Filter - 24" Wall	\$ 47
101078702	Air Falmec Filter - 36" Wall	\$ 49
101078703	Air Falmec Filter - 36" Island	\$ 49
FFCHASQCOBL	Square Charcoal Filter	\$ 28



WALL



ISLAND



Design Collection

Lumen Island 175

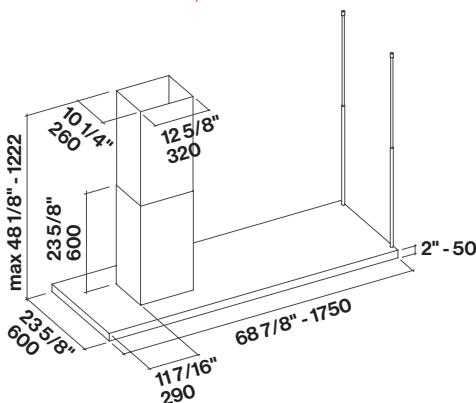
Features

- Island
- Scotch Brite Stainless Steel
- 4 Speed Electronic Control
- Fluorescent Ambient Lighting on Both Sides
- Metallic Filter Removable and Washable
- Perimeter Suction
- Optional Charcoal Filter
- LED Surface Lighting
- Recirculating Option

MODEL	COLOR	CFM	WIDTH	DUCT SIZE	MIN. HEIGHT FROM CEILING	MAP
FDLUM70I5S5-2L	SS	500	70"	6"	23 5/8"	\$ 2,699
FDLUM70I5S5-2R	SS	500	70"	6"	23 5/8"	\$ 2,699

ACCESSORIES

MODEL	DESCRIPTION	MAP
KACL.815	Protective Cleaning Cloths for Stainless Steel (Box 10 Pcs)	\$ 24
KACL.557#1	Duct Extension - 48" Island	\$ 398
KACL.350	Rod Extensions - 48"	\$ 127
101080240	Metallic Filter	\$ 32
FFCHASQC0BL	Square Charcoal Filter	\$ 28



Absolutely no fingerprints.
With Fasteel fingerprint-proof steel, the hood stays beautiful and shiny thanks to the innovative “No Finger-Print technology”. This is a special finish that prevents the appearance of halos and fingerprints on the surface, thus making cleaning a breeze.



Fasteel Collection

Lux

Features

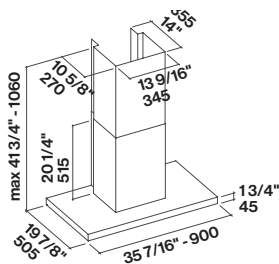
- Wall or Island Mounted
- Scotch Brite Fasteel Stainless Steel
- 4 Speed Electronic Control
- Fluorescent Lighting
- Metallic Filters are Removable and Washable
- Etched Tempered Extra Light Glass
- Perimeter Suction
- Optional Charcoal Filter
- All Glass Canopy
- Recirculating Option (Wall & Island)



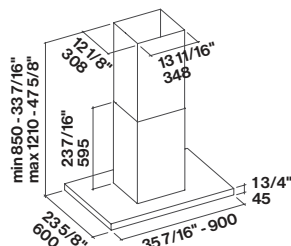
MODEL	COLOR	CFM	WIDTH	DUCT SIZE	MIN. HEIGHT FROM CEILING	MAP
FFLUX36W5SS	SS	500	36" - Wall	6"	25 9/16"	\$ 1,899
FFLUX36I5SS	SS	500	36" - Island	6"	25 9/16"	\$ 2,199

ACCESSORIES

MODEL	DESCRIPTION	MAP
KACL492#X	Duct Extension - 38" Wall	\$ 239
KACL490#X	Duct Extension - 27" Wall	\$ 229
KACL558#X	Duct Extension - 48" Island	\$ 506
101079950	Metallic Filter	\$ 36
FFCHASQC0BL	Square Charcoal Filter	\$ 28



WALL



ISLAND



Fasteel Collection

Plane Top

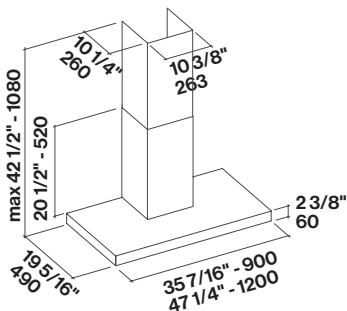
Features

- Wall or Island Mounted
- Scotch Brite Fasteel Stainless Steel
- 4 Speed Electronic Control
- LED Lighting
- Metallic Filters are Removable and Washable
- Perimeter Suction
- Optional Charcoal Filter
- Recirculating Option (Wall & Island)

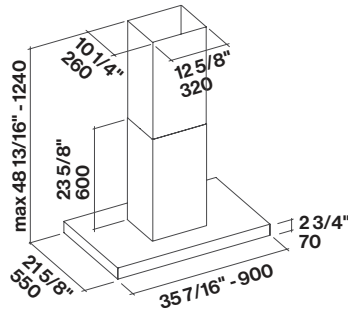
MODEL	COLOR	CFM	WIDTH	DUCT SIZE	MIN. HEIGHT FROM CEILING	MAP
FFPLN36W5FS	SS	500	36" - Wall	6"	24 13/16"	\$ 1,199
FFPLN48W5FS	SS	500	48" - Wall	6"	24 13/16"	\$ 1,399
FFPLN36I5FS	SS	500	36" - Island	6"	24 13/16"	\$ 1,699

ACCESSORIES

MODEL	DESCRIPTION	MAP
KACL512#X	Duct Extension - 38" Wall	\$ 204
KACL510#X	Duct Extension - 27" Wall	\$ 195
KACL557#X	Duct Extension - 48" Island	\$ 430
101080240	Metallic Filter	\$ 32
FFCHASQCOBL	Square Charcoal Filter	\$ 28



WALL



ISLAND

Fasteel Collection

Mira Top

Features

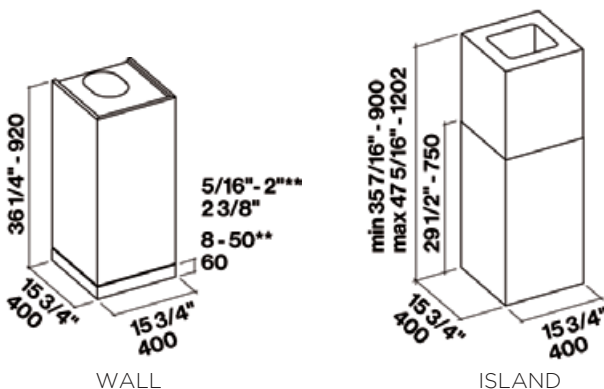
- Wall or Island Mounted
- Scotch Brite Fasteel Stainless Steel
- 4 Speed Electronic Control
- LED Lighting
- Metallic Filters are Removable and Washable
- Perimeter Suction
- Optional Charcoal Filter
- Recirculating Option (Wall & Island)



MODEL	COLOR	CFM	WIDTH	DUCT SIZE	MIN. HEIGHT FROM CEILING	MAP
FFMIR16W5FS	SS	500	16" - Wall	6"	23 5/8"	\$ 1,049
FFMIR16I5FS	SS	500	16" - Island	6"	23 5/8"	\$ 1,399

ACCESSORIES

MODEL	DESCRIPTION	MAP
101079900	Metallic Filter (Wall)	\$ 32
101080244	Metallic Filter (Island)	\$ 32
FFCHASQC0BL	Square Charcoal Filter (Wall)	\$ 28
FFCHAR3C0BL	Round Charcoal Filter (Island)	\$ 28





Fasteel Collection

Rialto Top

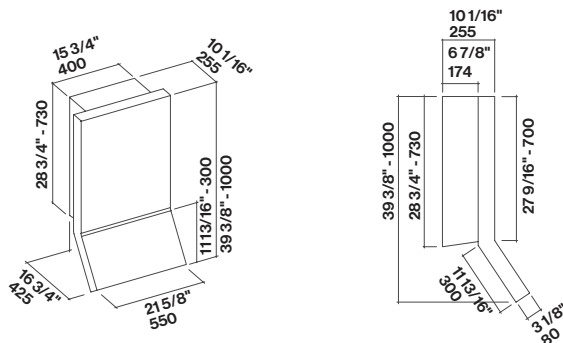
Features

- Wall Mounted
- Scotch Brite Fasteel Stainless Steel
- 4 Speed Electronic Control
- LED Lighting
- LED Ambient Light
- Top Filter is Removable and Washable
- Perimeter Suction
- Optional Charcoal Filter
- Black Satin Finishing Sides
- Recirculating Option

MODEL	COLOR	CFM	WIDTH	DUCT SIZE	MIN. HEIGHT FROM CEILING	MAP
FFRIA24W5FS	SS	500	24"	6"	19 11/16"	\$ 2,099

ACCESSORIES

MODEL	DESCRIPTION	MAP
101080097	Metallic Filter	\$ 30
101080202	Metallic Filter	\$ 39
FFCHAR3COBL	Round Charcoal Filter	\$ 28





A collection that offers great value and performance. Falmec Potenza Series features two distinct power levels in most models to suit your individual needs. These models embody the classic characteristics of Italian design.



Potenza Collection

Mercurio

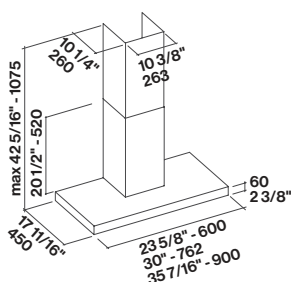
Features

- Wall or Island Mounted
- Scotch Brite Stainless Steel
- 3 Speed Control (280 CFM)
- LED Lighting
- Metallic Filters are Removable and Washable
- Optional Charcoal Filter*
- 4 Speed Control (600 CFM)
- Recirculating Option (Wall & Island)

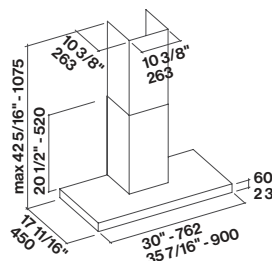
MODEL	COLOR	CFM	WIDTH	DUCT SIZE	MIN. HEIGHT FROM CEILING	MAP
FPMER24W3SS	SS	280	24" - Wall	6"	24 13/16"	\$ 599
FPMER30W3SS	SS	280	30" - Wall	6"	24 13/16"	\$ 699
FPME30W6SS	SS	600	30" - Wall	6"	24 13/16"	\$ 799
FPMER36W3SS	SS	280	36" - Wall	6"	24 13/16"	\$ 729
FPME36W6SS	SS	600	36" - Wall	6"	24 13/16"	\$ 799
FPME36I6SS	SS	600	36" - Island	6"	24 13/16"	\$ 1,199
FPME42I6SS	SS	600	42" - Island	6"	24 13/16"	\$ 1,299

ACCESSORIES

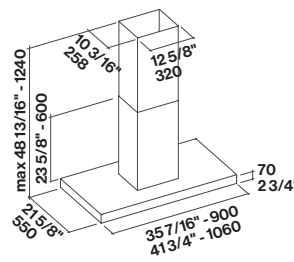
MODEL	DESCRIPTION	MAP
KACL.815	Protective Cleaning Cloths for Stainless Steel (10 per Box)	\$ 24
KACL.512#I	Duct Extension - 38" Wall	\$ 191
KACL.510#I	Duct Extension - 27" Wall	\$ 187
KACL.557#I	Duct Extension - 48" Island	\$ 398
101080245	24" Metallic Filter	\$ 32
101080143	30" Metallic Filter	\$ 31
101080246	36" Metallic Filter	\$ 32
101079908	42" Metallic Filter	\$ 39
FFCHASQC0BL	Square Charcoal Filter*	\$ 28



280CFM - WALL



600CFM - WALL



ISLAND

Potenza Collection

Vulcano

Features

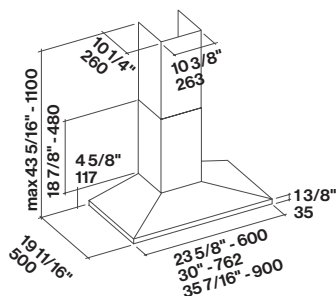
- Wall Mounted
- Scotch Brite Stainless Steel
- 3 Speed Control (280 CFM)
- LED Lighting
- Metallic Filters are Removable and Washable
- Optional Charcoal Filter*
- 4 Speed Control (600 CFM)
- Recirculating Option



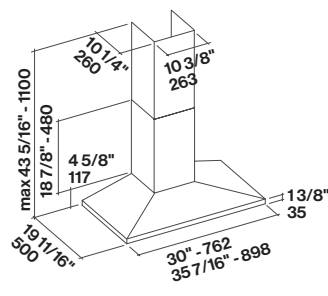
MODEL	COLOR	CFM	WIDTH	DUCT SIZE	MIN. HEIGHT FROM CEILING	MAP
FPVUL24W3SS	SS	280	24" - Wall	6"	23 5/8"	\$ 569
FPVUL30W3SS	SS	280	30" - Wall	6"	23 5/8"	\$ 669
FPVUX30W6SS	SS	600	30" - Wall	6"	23 5/8"	\$ 779
FPVUL36W3SS	SS	280	36" - Wall	6"	23 5/8"	\$ 699
FPVUX36W6SS	SS	600	36" - Wall	6"	23 5/8"	\$ 799

ACCESSORIES

MODEL	DESCRIPTION	MAP
KACL.815	Protective Cleaning Cloths for Stainless Steel (10 per Box)	\$ 24
KACL.512#1	Duct Extension - 38" Wall	\$ 191
KACL.510#1	Duct Extension - 27" Wall	\$ 187
101080245	24" Metallic Filter	\$ 32
101080143	30" Metallic Filter	\$ 31
101080246	36" Metallic Filter	\$ 32
FFCHASQC0BL	Square Charcoal Filter*	\$ 28



280CFM - WALL



600CFM - WALL



Potenza Collection Artemide

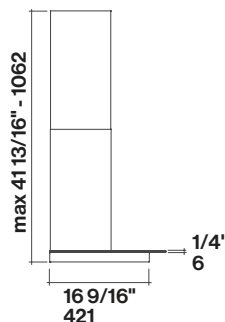
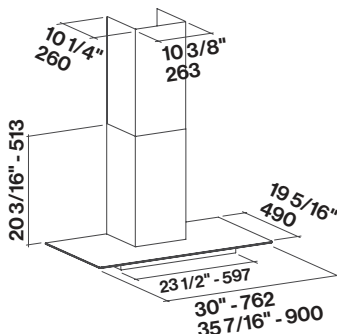
Features

- Wall Mounted
- Scotch Brite Stainless Steel
- 4 Speed Electronic Control
- LED Lighting
- Metallic Filters are Removable and Washable
- Recirculating Option

MODEL	COLOR	CFM	WIDTH	DUCT SIZE	MIN. HEIGHT FROM CEILING	MAP
FPART30W3SG	SS	280	30"	6"	23 5/8"	\$ 649
FPARX30W6SG	SS	600	30"	6"	23 5/8"	\$ 749
FPART36W3SG	SS	280	36"	6"	23 5/8"	\$ 699
FPARX36W6SG	SS	600	36"	6"	23 5/8"	\$ 775

ACCESSORIES

MODEL	DESCRIPTION	MAP
KACL.815	Protective Cleaning Cloths for Stainless Steel (10 per Box)	\$ 24
KACL.512#I	Duct Extension - 38" Wall	\$ 191
KACL.510#I	Duct Extension - 27" Wall	\$ 187
101080245	Metallic Filter	\$ 32



Potenza Collection

Afrodite

Features

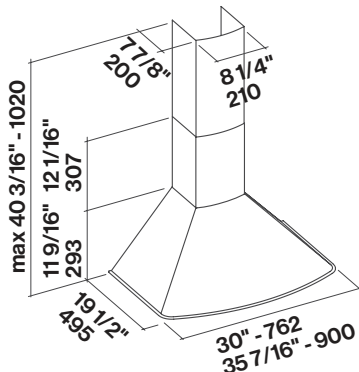
- Wall Mounted
- Scotch Brite Stainless Steel
- 3 Speed Control
- LED Lighting
- Metallic Filters are Removable and Washable
- Recirculating Option



MODEL	COLOR	CFM	WIDTH	DUCT SIZE	MIN. HEIGHT FROM CEILING	MAP
FPAFR30W3SS	SS	280	30"	6"	23 5/8"	\$ 599
FPAFX30W6SS	SS	600	30"	6"	23 5/8"	\$ 699
FPAFR36W3SS	SS	280	36"	6"	23 5/8"	\$ 649
FPAFX36W6SS	SS	600	36"	6"	23 5/8"	\$ 775

ACCESSORIES

MODEL	DESCRIPTION	MAP
KACL815	Protective Cleaning Cloths for Stainless Steel (10 per Box)	\$ 24
101080243	30" Metallic Filter	\$ 34
101079900	36" Metallic Filter	\$ 36





Potenza Collection Eros

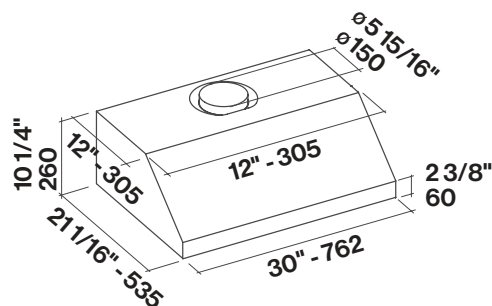
Features

- Under Cabinet
- Scotch Brite Stainless Steel
- 4 Speed Electronic Control
- LED Lighting
- Baffle Filter
- Optional Charcoal Filter
- Recirculating Option

MODEL	COLOR	CFM	WIDTH	DUCT SIZE	MIN. HEIGHT FROM CEILING	MAP
FPER030U3SS	SS	280	30"	6"	23 5/8"	\$ 799
FPER030U5SS	SS	500	30"	6"	23 5/8"	\$ 899

ACCESSORIES

MODEL	DESCRIPTION	MAP
KACL.815	Protective Cleaning Cloths for Stainless Steel (10 per Box)	\$ 24
101080199	30" Baffle Filter	\$ 66
FFCHAR3COBL	Round Charcoal Filter	\$ 28



Potenza Collection

Sabina

Features

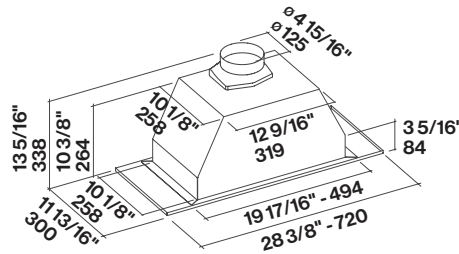
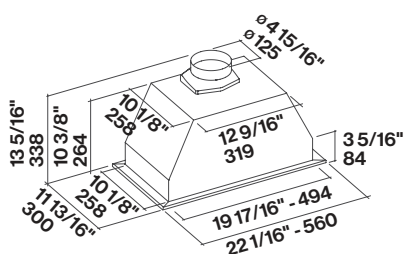
- Built-In
- Scotch Brite Stainless Steel
- 3 Speed Control
- LED Lighting
- Metallic Filters are Removable and Washable
- Optional Charcoal Filter
- 280 CFM
- Recirculating Option



MODEL	COLOR	CFM	WIDTH	DUCT SIZE	MIN. HEIGHT FROM CEILING	MAP
FISAB22B3SS	SS	280	22"	6"	24 7/16"	\$ 349
FISAB28B3SS	SS	280	28"	6"	24 7/16"	\$ 379

ACCESSORIES

MODEL	DESCRIPTION	MAP
KACL.815	Protective Cleaning Cloths for Stainless Steel (10 per Box)	\$ 24
101080145	24" Metallic Filter	\$ 30
101080140	28" Metallic Filter	\$ 28
FFCHAR2COBL	Round Charcoal Filter	\$ 28



Cutout Size:
19 5/8" x 10 5/16"



Potenza Collection

Mara

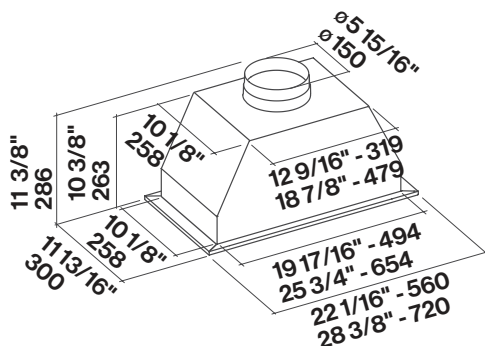
Features

- Built-In
- Scotch Brite Stainless Steel
- 3 Speed Control
- LED Lighting
- Metallic Filters are Removable and Washable
- 600 CFM
- Recirculating Option

MODEL	COLOR	CFM	WIDTH	DUCT SIZE	MIN. HEIGHT FROM CEILING	MAP
FIMAR22B6SS	SS	600	22"	6"	23 5/8"	\$ 575
FIMAR28B6SS	SS	600	28"	6"	23 5/8"	\$ 599

ACCESSORIES

MODEL	DESCRIPTION	MAP
KACL.815	Protective Cleaning Cloths for Stainless Steel (10 per Box)	\$ 24
101080138	22" Metallic Filter	\$ 26
101080139	28" Metallic Filter	\$ 27



Cutout Size:

22" - 19 5/8" x 10 5/16"

28" - 26 1/4" x 10 5/16"

Potenza Collection

Danilo

Features

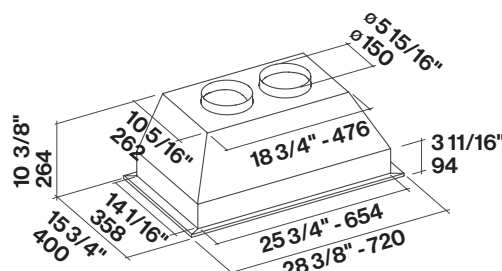
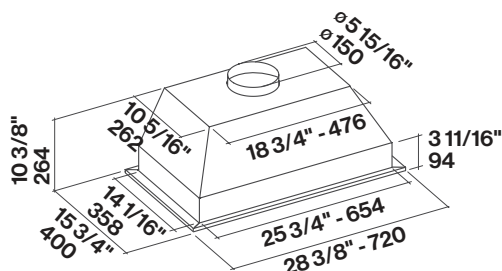
- Built-In
- Scotch Brite Stainless Steel
- 3 Speed Control
- LED Lighting
- Baffle Filter
- 600 CFM & 1000 CFM



MODEL	COLOR	CFM	WIDTH	DUCT SIZE	MIN. HEIGHT FROM CEILING	MAP
FIDAN28B6SS-1	SS	600	28"	6"	23 5/8"	\$ 699
FIDAN28B9SS-2	SS	1000	28"	8"	23 5/8"	\$ 899

ACCESSORIES

MODEL	DESCRIPTION	MAP
KACL.815	Protective Cleaning Cloths for Stainless Steel (10 per Box)	\$ 24
101080197	Standard Baffle Filter	\$ 75



Cutout Size:
26 1/8" x 14 1/4"

* Transition Required to go from 2x6" round duct to 1x8" duct is included.



Potenza Collection Valentina

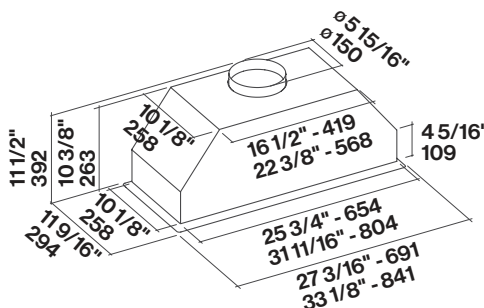
Features

- Built-In
- Scotch Brite Stainless Steel
- 4 Speed Electronic Control
- LED Lighting
- Metallic Filters are Removable and Washable
- Optional Charcoal Filter
- Perimeter Suction
- 500 CFM
- Recirculating Option

MODEL	COLOR	CFM	WIDTH	DUCT SIZE	MIN. HEIGHT FROM CEILING	MAP
FIVAL28B5SS-1	SS	500	28"	6"	24 7/16"	\$ 699
FIVAL34B5SS-1	SS	500	34"	6"	24 7/16"	\$ 799

ACCESSORIES

MODEL	DESCRIPTION	MAP
KACL.815	Protective Cleaning Cloths for Stainless Steel (10 per Box)	\$ 24
101080141	34" Metallic Filter	\$ 34
101080140	28" Metallic Filter	\$ 28
FFCHAR3COBL	Round Charcoal Filter	\$ 28



Cutout Size:

28" - 26 1/4" x 10 5/16"

34" - 31 15/16" x 10 5/16"



FILTERS

BASE FILTERS



MODEL	DESCRIPTION	MAP
101078701	36" Metallic Filter, Plane NRS, Island	\$ 47
101079900	36" Metallic Filter Wall Mira Top, Afrodite	\$ 17
101079909	24" Metallic Filter Virgola	\$ 32
101079910	36" Metallic Filter Virgola	\$ 36
101079950	Metallic Filter Lux	\$ 36
101080138	22" Metallic Filter, Mara	\$ 26
101080139	28" Metallic Filter, Mara	\$ 27
101080140	28" Metallic Filter, Valentina, Sabina	\$ 28
101080141	34" Metallic Filter, Valentina	\$ 34
101080143	30" Metallic Filter, Mercurio, Vulcano	\$ 31
101080145	22" Metallic Filter, Sabina	\$ 25
101080154	Aluminum Filter	\$ 16
101080204	30" Metallic Filter	\$ 60
101080205	Metallic Filter, Prisma	\$ 53
101080240	Metallic Filter - Plane Top, Lumina NRS, Lumen Island	\$ 32
101080241	Metallic Filter Quasar, Stella	\$ 32
101080243	30" Metallic Filter Afrodite, Nuvola 90, Nuvola 140, Nube	\$ 34
101080244	Metallic Filter (Island) Mira Top	\$ 32
101080245	Metallic Filter (Wall) Artemide, Mercurio, Vulcano	\$ 32
101080246	36" Metallic Filter, Mercurio, Vulcano, BI Mercurio	\$ 32
101080247	Metallic Filter, Flipper	\$ 33
101080250	Metallic filter, Move	\$ 24
KACL.844#1	20" Metallic Filter, Gruppo Incasso NRS	\$ 89
KACL.845#1	28" Metallic Filter, Gruppo Incasso NRS	\$ 60

TOP FILTERS



MODEL	DESCRIPTION	MAP
101080095	Metallic Filter, Prestige	\$ 34
101080097	Metallic Filter, Rialto Top, Small Single Filter	\$ 30
101080202	Large 2 piece Metallic Filter Rialto Top	\$ 39
KACL.841#1	Metallic Filter, Polar	\$ 106

CARBON ZEO FILTERS



MODEL	DESCRIPTION	MAP
KACL.934	Carbon Zeo Filter, Move	\$ 138
KACL.941	Carbon Zeo Filter, Flipper, Quasar, Prisma	\$ 360

AIR FALMEC



MODEL	DESCRIPTION	MAP
101078700	36" Metallic Filter, Lumen, Plane NRS	\$ 47
101078701	36" Metallic Filter (island) Plane NRS	\$ 47
101078702	36" Metallic Filter (Wall) Lumen	\$ 49
10108703	36" Metallic Filter, Lumen, Island	\$ 49

BAFFLE FILTERS




MODEL	DESCRIPTION	MAP
10108196	Baffle Filter (18"deep) Massimo	\$ 93
101080195	Baffle Filter (22"deep) Massimo Pro	\$ 95
101080197	Standard Baffle Filter	\$ 75
101080199	30" Baffle Filter, Eros	\$ 66
101080200	Baffle Filter Island	\$ 75

SQUARE CHARCOAL FILTERS



MODEL	DESCRIPTION	MAP
FFCHASQCOBL	Square charcoal filter - Type 3	\$ 28

ROUND CHARCOAL FILTERS



MODEL	DESCRIPTION	MAP
FFCHAR2COBL	Dual Motor Filter Type 2, 500 cfm x 1 application	\$ 28
FFCHAR3COBL	Round Charcoal filter - Type 6 (Island)	\$ 28

HIGH PERFORMANCE CHARCOAL FILTERS



silence

MODEL	DESCRIPTION	MAP
101078900	Charcoal Filter Lumina NRS	\$ 115
KACL.920	Charcoal Filter Gruppo Incasso NRS	\$ 100
KACL.921	Charcoal Filter Plane NRS	\$ 121

MAGIC STEEL



MODEL	DESCRIPTION	MAP
KACL.815	Protective Cleaning Cloths for Stainless Steel (10 per Box)	\$ 24

DUCT EXTENSIONS

27" WALL MOUNT HOODS

MODEL	DESCRIPTION	MAP
KACL.490#X	Duct Extension h. 27" (Wall) Lux	\$ 229
KACL.510#I	Duct Extension h. 27" (Wall) Artemide, Mercurio, Vulcano, Lumen	\$ 187
KACL.510#X	Duct Extension h. 27" (Wall) Plane NRS, Line Pro NRS, Zeus Pro NRS, Lumina NRS	\$ 195
KACL.570#I	Baffle Filter	\$ 237

38" WALL MOUNT HOODS

MODEL	DESCRIPTION	MAP
KACL.492#X	Duct Extension h. 38" (Wall) Lux	\$ 239
KACL.512#I	Duct Extension h. 38" (Wall) Artemide, Mercurio, Vulcano, Lumen	\$ 191
KACL.512#X	Duct Extension h. 38" (Wall) Plane Top	\$ 204
KACL.571#I	Duct Extension h. 38" (Wall) Plane NRS, Line Pro NRS, Zeus Pro NRS, Lumina NRS	\$ 237

48" WALL MOUNT HOODS

MODEL	DESCRIPTION	MAP
KACL.557#I	Duct Extension h. 48" (Island) Mercurio, Lumen, Lumen 175	\$ 398
KACL.557#X	Duct Extension h. 48" (Island) Plane Top	\$ 430
KACL.572#I	Duct Extension h 48" (Island) Plane NRS, Lumina NRS	\$ 593
KACL.350	Rod Extensions 48" * Lumen Island 175	\$ 127

ACCESSORIES

MODEL	DESCRIPTION	MAP
101078704	Metalic Filter	\$ 43
101078604	28" Baffle Filter, Massimo Pro	\$ 89
101079908	42" Metallic Filter, Mercurio	\$ 39
101080097	Metallic Filter, Rialto Top, Small Single Filter	\$ 30
101080138	22" Metallic Filter, Mara	\$ 26
101080139	28" Metallic Filter, Mara	\$ 27
101080140	28" Metallic Filter, Valentina, Sabina	\$ 28
101080141	34" Metallic Filter, Valentina	\$ 34
101080143	30" Metallic Filter, Mercurio, Vulcano	\$ 31
101080145	22" Metallic Filter, Sabina	\$ 25
101080153	30" Metallic Filter, Built-In Mercurio	\$ 30
101080154	Aluminum Filter	\$ 25
101080196	Baffle Filter 18" Deep for Professional	\$ 93
101080197	Standard Baffle Filter, Danilo	\$ 75
101080199	30" Baffle Filter, Eros	\$ 66
101080200	Standard Baffle Filter - Island	\$ 75
101080204	30" Metallic Filter, Plane NRS	\$ 60
101080205	Metallic Filter, Prisma	\$ 53
101080246	36" Metallic Filter, Mercurio, Vulcano, BI Mercurio	\$ 32
101080247	Metallic Filter, Flipper	\$ 33
101080250	Metallic filter, Move	\$ 24
105080053	Remote Control	\$ 96
FDPGL36IOTG	Glass Kit, Polar Island	\$ 249
FDPGL36WOTG	Glass Kit, Polar Wall	\$ 249
KACL.558#X	Duct Extension 48" for Lux, Island	\$ 506
KACL.106	Optional Glass Shelf for 24" Move	\$ 138
KACL.107	Optional Glass Shelf for 36" Move	\$ 149
KACL.346	NRS Shallow Elbow for 8' Ceiling	\$ 75
KACL.789	Side Junction for Ceiling, Stella, Nuvola 90, Nuvola 140, Nube	\$ 83
KACL.841#I	Metallic Filter, Polar	\$ 106
KACL.934	Carbon Zeo Filter, Move	\$ 138
KACL.941	Carbon Zeo Filter, Flipper, Quasar, Prisma	\$ 360
KCPHN.00#3	Duct Extension 60" Wall for Pyramid Pro 36" & 48"	\$ 246
KCQAN.00#I	Optional Chimney Stainless for Flipper, Quasar, Prisma	\$ 218
KCVJN.01#3	Optional Chimney 4 3/4" H for Move	\$ 26
KCVJN.00#3	Optional Telescopic Chimney 7 1/4" H for Move, Virgola	\$ 49
KACL.844#I	20" Metallic Filter, Gruppo Incasso NRS	\$ 89
KACL.845#I	28" Metallic Filter, Gruppo Incasso NRS	\$ 68

FALMEC LIMITED WARRANTY

TWO YEARS LIMITED WARRANTY

TO OBTAIN SERVICE UNDER WARRANTY

Owner must present proof of original purchase date. Please keep a copy of your dated proof of purchase (sales slip) in order to obtain service under warranty.

PARTS AND SERVICE WARRANTY

For the period of two (2) years from the date of the original purchase, Falmec will provide free of charge, non consumable parts or components that failed due to manufacturing defects. During this two (2) years limited warranty, Falmec will also provide free of charge, all labor and in-home service to replace any defective parts.

WHAT IS NOT COVERED

- An extraordinary event neither foreseeable nor preventable by the parties with reasonable care, including, but not limited to: catastrophe, war, expropriation of equipment or installation, sabotage, fire, flood, tornado, hurricane, earthquake.

Damage to or failure of the product:

- Caused by modification of the product or use of non-genuine parts.
- Caused during delivery, handling or installation.
- Caused by operator abuse / misuse.
- Caused by dwelling fuse replacement or resetting of circuit breakers.
- Caused by use of product in a commercial / industrial application.
- Service trips to dwelling to provide use or installation guidance.
- Light bulbs, metal or carbon filters and any other consumable part.
- Normal wear of finish.
- Wear to finish due to operator abuse, improper maintenance, use of corrosive or abrasive cleaning products/pads and oven cleaner products.

WHO IS COVERED

This warranty is extended to the original purchaser for products purchased for ordinary residential use in United States, Guam, Puerto Rico, US Virgin Islands).

This warranty is non-transferable and applies only to the original purchaser and does not extend to subsequent owners of the product. This warranty is made expressly in lieu of all other warranties,

expressed or implied, including, but not limited to any implied warranty of merchantability or fitness for a particular purpose and all other obligations on the part of Falmec North America, provided, however, that if the disclaimer of implied warranties is ineffective under applicable law, the duration of any implied warranty arising by operation of law shall be limited to two (2) years from the date of original purchase at retail or such longer period as may be required by applicable law.

This warranty does not cover any special, incidental and/or consequential damages, nor loss of profits, suffered by the original purchaser, its customers and/or the users of the Products.

WHO TO CONTACT

For proof of warranty, please retain the original purchase invoice and the delivery slip.

To obtain service under this warranty you must:

1. Contact Falmec Authorized Service In the United States by email at falmec@adcoservice.com or by toll free number at **1-877-8FALMEC (1-877-832-5632)**
2. Provide a copy of your original sales receipt along with model number and serial number information for the product.
3. Provide Falmec reasonable opportunity to investigate the claim before the Product or any component of the Product has been modified or removed.

TERMS AND CONDITIONS

Orders: All orders and any subsequent change orders must be submitted in writing and delivered to Pinnacle Express, Inc. by mail, fax or e-mail. No telephone orders will be accepted. Special Order items are Non-Cancellable.

Prices: All prices are subject to change without notice and are exclusive of any sales or use taxes, shipping, delivery, special packaging, or handling charges that may apply to each customer or to each order.

Minimum Advertised Pricing: All sales are subject to Pinnacle Express, Inc. or Manufacturer minimum advertised prices. Failure to comply with minimum advertised prices will result in cancellation of any agreement and violators will not be entitled to purchase further products.

Minimum Sale Price: All sales are subject to Pinnacle Express, Inc. or Manufacturer minimum sale prices. Failure to comply with minimum sale prices will result in cancellation of any agreement and violators will not be entitled to purchase further products.

Freight and Handling: Pinnacle Express, Inc. reserves the right to ship products by its choice of carrier. All shipments are F.O.B. from place of shipment, and risk of loss shall pass to the Buyer upon delivery to the carrier at the point of shipment. Additional charges may apply for special handling and packaging.

Deliveries: Pinnacle Express, Inc. shall not be liable for failure to deliver or for delays in delivery or performance due to: (1) causes beyond its reasonable control; (2) acts of God, acts of Buyer, acts of civil or military authority, governmental allocations or controls, fires, strikes or other labor difficulties, riots or other civil disturbances, delays in its usual source of supply, delays in transportation; (3) any other commercial impracticability. In the event of such delay, the date of delivery or performance shall be extended for a period equal to the time lost by reason of the delay.

Claims: All claims for non-conforming delivery of Products must be made within fifteen (15) days of receipt of shipment.

Damage or Loss: Any claim for damage or loss in shipment should be made to the carrier immediately by the customer. Products become the responsibility of the Buyer when accepted by the carrier in good condition from Pinnacle Express, Inc. and we are not able to process shipping damage claims.

Returns: Only Items marked in this Price List as "Stock Item" are subject to return. All other items are considered Special Order Items and are NOT RETURNABLE. No Products may be returned without a Pinnacle Express, Inc. Return Goods Authorization (RGA) Number issued prior to the return of Product. Any product returned without an RGA will be refused and returned to the sender. RGA's are valid for thirty (30) days only. All returns are subject to inspection before being approved for credit - products must be in salable condition to be considered for return or replacement. A 20% restocking charge will apply to all returns.

Payment: Unless otherwise noted, payment terms are Net Due on Receipt. Balances owed on invoices over 30 days old are subject to a 1.5% per month charge. Each shipment or delivery shall be deemed to have been sold under a separate and or independent contract and payment thereof shall be made in accordance with the terms of this agreement and of the invoice rendered by Pinnacle Express, Inc. Buyer agrees that title to the personal property described herein shall not vest in Buyer until paid in full. In the event of insolvency or the filing of bankruptcy by the Buyer, Buyer agrees to return all merchandise to Pinnacle Express, Inc.

Warranties: Products distributed by Pinnacle Express, Inc. are the products of reputable manufacturers sold under their respective brand or trade names. Pinnacle Express, Inc. shall use its best efforts to obtain from each manufacturer, in accordance with the manufacturer's warranty or customary practice, the repair or replacement of products that may prove defective in material or workmanship. The foregoing shall constitute the exclusive remedy of the Buyer and the sole obligation of Pinnacle Express, Inc. Except as to Title, THERE ARE NO WARRANTIES, EITHER WRITTEN, ORAL, IMPLIED, OR STATUTORY relating to the described products which shall extend beyond that described in this paragraph. NO WARRANTY OF MERCHANTABILITY OR OF FITNESS FOR PURPOSE SHALL APPLY.

Limitation of Liability: Pinnacle Express, Inc.'s liability on any claims for loss or damage arising out of this contract or from the performance or breach thereof or connected with the supplying of products hereunder, or its sale, resale, operation or use, whether based on warranty, contract, negligence or other grounds shall not exceed the price allowable for such products or parts thereof involved in the claim. Pinnacle Express, Inc. shall not, under any circumstances, be liable for any labor charges unless agreed upon in advance and in writing by Pinnacle Express, Inc. and the manufacturer of the products involved. Pinnacle Express, Inc. shall not in any event be liable for special or consequential damages, including, but not limited to, loss of profits or revenue, loss of use of the product or any associated product, cost of capital, cost of substitute products, facilities or services, downtime costs, or claims of customers of the Buyer for such damages.

General: The possession of this Price List by anyone is not to be considered as an offer to sell any of the Products contained herein. This Price List supersedes all previous price lists or memorandums. Pinnacle Express, Inc.'s existing Trade Terms and Conditions remain in effect. The above Terms and Conditions shall be a part of all Orders accepted by Pinnacle Express, Inc. and shall supersede any conflicting provisions of our customer's purchase orders. These terms and conditions are subject to change without notice.

[illegible]



Pinnacle Express, Inc.

P.O. Box 1836 • Dundee, FL 33838

Phone: 800-292-8374

Fax: 800-574-8805

www.pinnacleexpress.com

FA-PL-0118