

MARVEL



THE ORIGINAL REFRIGERATION EXPERTS SINCE 1892



EXPLORE OUR UNDERCOUNTER COLLECTIONS

Professional Collection

Robust, stainless steel details with industry leading features

Classic Collection

Signature features in an elegant aesthetic fit for any lifestyle

Low Profile Collection

Perfect for ADA-height installations and areas with limited space

Outdoor Collection

The ultimate in outdoor kitchen refrigeration, ice, and dispensing



PROFESSIONAL COLLECTION

INDUSTRY-LEADING QUALITY



We take pride in our craftsmanship of fully extendable, smooth ball-bearing roller glides and sturdy stainless steel details. Our Professional Collection of products preserve food, wine and beverages the way they were intended and produce high quality ice cubes for the ultimate cocktail experience. This is the Marvel Professional difference.



MPBD424

24" DUAL ZONE BEVERAGE CENTER

MARVEL PROFESSIONAL COLLECTION



MAIN FEATURES

- 2.69 cu ft. upper zone can hold up to 112 cans (12-oz), 64 longneck bottles or 2 upright two-liter bottles
- Upper zone features 3-in-1 Glide-Out Convertible Shelf with removable glass pane to convert to wine rack
- 2.3 cu ft. lower zone stores up to 16 wine bottles on 2 smooth-glide wine racks
- Two independently controlled temperature zones
- Dynamic cooling technology delivers rapid cool down, frost-free operation, and temperature stability
- Argon-filled, UV-resistant tinted dual pane glass door options protect contents
- Digital controls allow you to select a temperature for each zone - Upper zone: 33°F to 45°F, Lower zone: 38°F to 65°F (The lower temperature must be equal to or greater than the upper temperature, maximum 20° higher)
- Door ajar and high/low temperature alerts
- Adjustable LED theater-style lighting in arctic white or sapphire blue
- Elegant midnight black interior
- Professional styling: Robust full-length handle and stainless steel accents
- Concealed soft close articulating door hinge
- Reversible door allows for right or left swing
- Door lock provides added security
- Panel ready model requires 3/4" or 5/8" custom panel and handle (not supplied by Marvel)

FINISH OPTIONS



DOOR STYLE	MODEL NUMBER
Stainless Steel Frame Glass	MPBD424-SG31A
Panel Ready Frame Glass	MPBD424-IG31A
Solid Stainless Steel	MPBD424-SS31A
Solid Panel Ready	MPBD424-IS31A

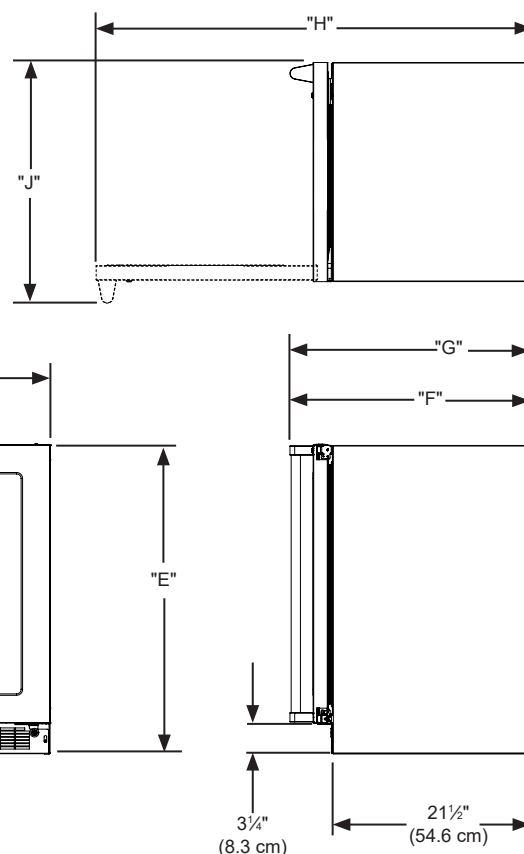
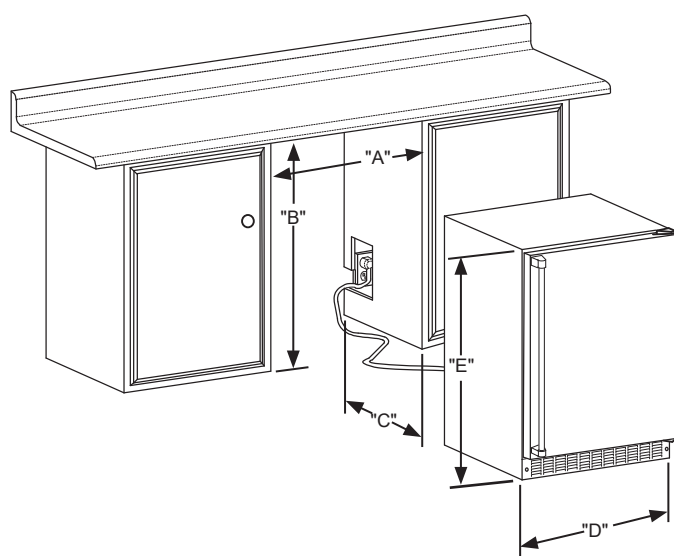
WARRANTY

- 3-year parts and labor warranty with product registration and 5-year sealed system parts warranty (see complete warranty for details)





DIMENSIONAL DRAWINGS



ROUGH IN DIMENSIONS*

"A"	"B"	"C"
24"	34" to 35"	24"
(61 cm)	(86.4 cm to 88.9 cm)	(61 cm)

CABINET DIMENSIONS*

"D"	"E"	"F"	"G"	"H"	"J"
23-7/8"	33-3/4" to 34-3/4"	23-5/8"*	26-1/8"*	47-3/4"*	26-3/8"*
(60.7 cm)	(85.7 cm to 88.3 cm)	(60 cm)	(66.4 cm)	(121.3 cm)	(67 cm)

*Stainless steel model dimensions only. For panel-ready models, see the owner's guide online at marvelrefrigeration.com.

PRODUCT SPECIFICATIONS

Capacity	5.0 cu. ft.
Cord Length	6 ft.
Electrical Requirements	115V / 60 Hz / 15A
ENERGY STAR	Yes
Panel Height	30-7/16" (77.3 cm)
Panel Thickness	5/8" (1.6 cm) or 3/4" (1.9 cm)
Panel Type	2-3/4" (7 cm) Frame Panel or Solid Panel
Panel Width	23-5/8" (60 cm)
Refrigerant Type	R600a

Sabbath Mode	Yes
Shipping Dimensions	28" W x 31" D x 37" H
Shipping Weight	160 lbs
Temperature Range	Upper Zone: 33°F to 45°F Lower Zone: 38°F to 65°F

For comprehensive installation instructions, including panel overlay details, please visit marvelrefrigeration.com to access the owner's guide. All specifications are subject to change without notice.



MPBV424

24" BEVERAGE CENTER

MARVEL PROFESSIONAL COLLECTION



MAIN FEATURES

- 5.5 cu. ft. capacity stores up to 19 wine bottles total (14 flat, 5 cradled) and holds up to 108 cans (12-oz)
- Two 3-in-1 Glide-Out Split Convertible Shelves feature removable glass pane with wine rack option to store beverages, food or wine
- Display wine rack glides out for easy access and holds up to 5 wine bottles, including magnum sizes
- Cantilevered shelving system can hold up to 35 lbs and features 11 adjustable heights
- Dynamic cooling technology delivers rapid cool down, frost-free operation, and temperature stability
- Argon-filled, UV-resistant tinted dual pane glass door options protect contents
- Digital controls allow you to select a temperature from 33°F to 70°F
- Door ajar and high/low temperature alerts
- Adjustable LED theater-style lighting in arctic white or sapphire blue
- Elegant midnight black interior
- Professional styling: Robust full-length handle and stainless steel accents
- Concealed soft close articulating door hinge
- Reversible door allows for right or left swing
- Door lock provides added security
- Panel ready model requires 3/4" or 5/8" custom panel and handle (not supplied by Marvel)

FINISH OPTIONS



DOOR STYLE	MODEL NUMBER
Stainless Steel Frame Glass	MPBV424-SG31A
Panel Ready Frame Glass	MPBV424-IG31A
Solid Stainless Steel	MPBV424-SS31A
Solid Panel Ready	MPBV424-IS31A

WARRANTY

- 3-year parts and labor warranty with product registration and 5-year sealed system parts warranty (see complete warranty for details)

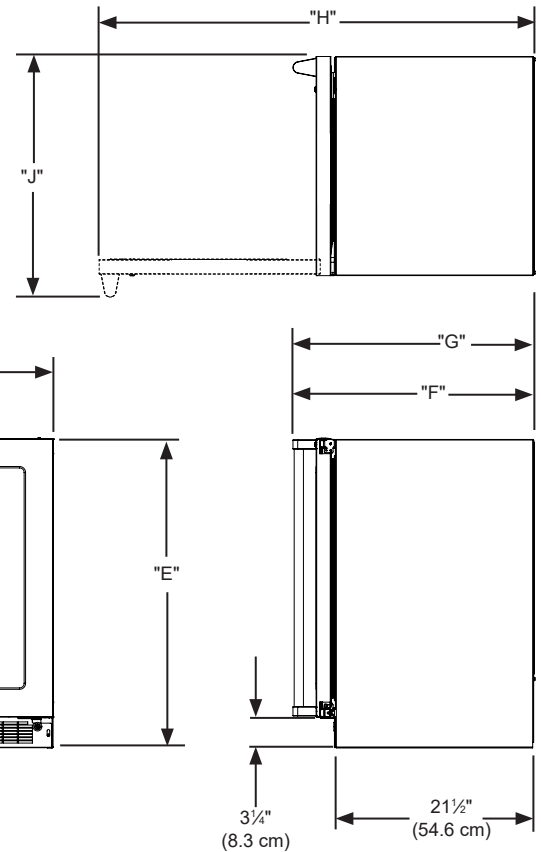
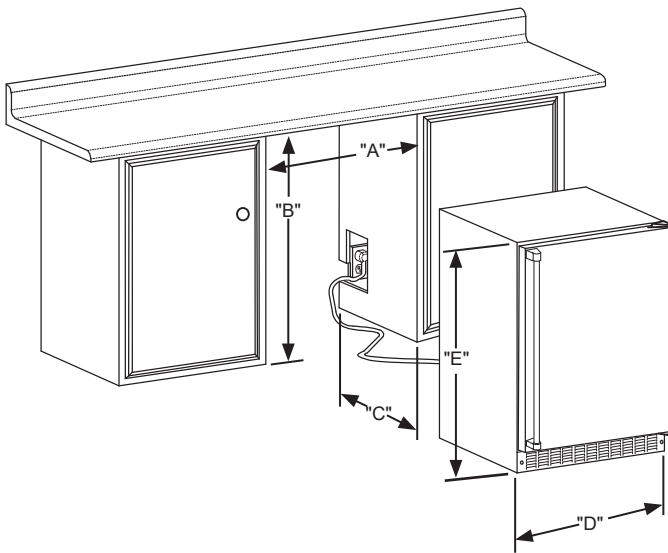


MPBV424

24" BEVERAGE CENTER



DIMENSIONAL DRAWINGS



ROUGH IN DIMENSIONS*

"A"	"B"	"C"
24"	34" to 35"	24"
(61 cm)	(86.4 cm to 88.9 cm)	(61 cm)

CABINET DIMENSIONS*

"D"	"E"	"F"	"G"	"H"	"J"
23-7/8"	33-3/4" to 34-3/4"	23-5/8"*	26-1/8"*	47-3/4"*	26-3/8"*
(60.7 cm)	(85.7 cm to 88.3 cm)	(60 cm)	(66.4 cm)	(121.3 cm)	(67 cm)

*Stainless steel model dimensions only. For panel-ready models, see the owner's guide online at marvelrefrigeration.com.

PRODUCT SPECIFICATIONS

Capacity	5.5 cu. ft.
Cord Length	6 ft.
Electrical Requirements	115V / 60 Hz / 15A
ENERGY STAR	Yes
Panel Height	30-7/16" (77.3 cm)
Panel Thickness	5/8" (1.6 cm) or 3/4" (1.9 cm)
Panel Type	2-3/4" (7 cm) Frame Panel or Solid Panel
Panel Width	23-5/8" (60 cm)
Refrigerant Type	R600a

Sabbath Mode	Yes
Shipping Dimensions	28" W x 31" D x 37" H
Shipping Weight	160 lbs
Temperature Range	33°F to 70°F

For comprehensive installation instructions, including panel overlay details, please visit marvelrefrigeration.com to access the owner's guide. All specifications are subject to change without notice.



MPBV415

15" BEVERAGE CENTER

MARVEL PROFESSIONAL COLLECTION



MAIN FEATURES

- 2.7 cu ft. capacity stores up to 35 cans (12-oz) or 6 wine bottles
- Two 3-in-1 Glide-Out Split Convertible Shelves feature removable glass pane with wine rack option to store beverages, food or wine
- Cantilevered shelving system can hold up to 35 lbs and features 11 adjustable heights
- Dynamic cooling technology delivers rapid cool down, frost-free operation, and temperature stability
- Argon-filled, UV-resistant tinted dual pane glass door options protect contents
- Digital controls allow you to select a temperature from 33°F to 70°F
- Door ajar and high/low temperature alerts
- Adjustable LED theater-style lighting in arctic white or sapphire blue
- Elegant midnight black interior
- Professional styling: Robust full-length handle and stainless steel accents
- Concealed soft close articulating door hinge
- Reversible door allows for right or left swing
- Door lock provides added security
- Panel ready model requires 3/4" or 5/8" custom panel and handle (not supplied by Marvel)

FINISH OPTIONS



DOOR STYLE	MODEL NUMBER
Stainless Steel Frame Glass	MPBV415-SG31A
Panel Ready Frame Glass	MPBV415-IG31A
Solid Stainless Steel	MPBV415-SS31A
Solid Panel Ready	MPBV415-IS31A

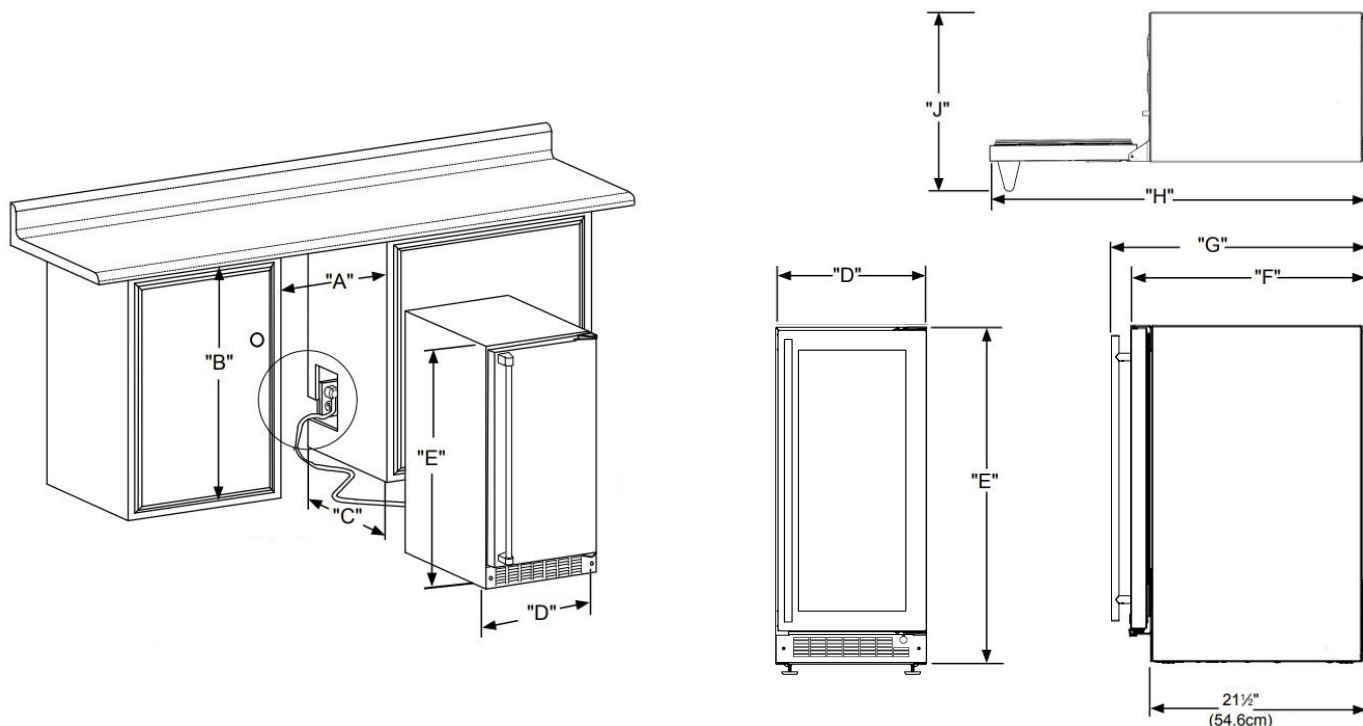
WARRANTY

- 3-year parts and labor warranty with product registration and 5-year sealed system parts warranty (see complete warranty for details)





DIMENSIONAL DRAWINGS



ROUGH IN DIMENSIONS*

"A"	"B"	"C"
15"	34" to 35"	24"
(38.1 cm)	(86.4 cm to 88.9 cm)	(61 cm)

CABINET DIMENSIONS*

"D"	"E"	"F"	"G"	"H"	"J"
14-7/8"	33-3/4" to 34-3/4"	22-7/8"*	26-3/8"*	38-7/8"*	17-1/2"*
(37.8 cm)	(85.7 cm to 88.3 cm)	(58.1 cm)	(67 cm)	(98.7 cm)	(44.5 cm)

*Stainless steel model dimensions only. For panel-ready models, see the owner's guide online at marvelrefrigeration.com.

PRODUCT SPECIFICATIONS

Capacity	2.7 cu. ft
Cord Length	6 ft.
Electrical Requirements	115V / 60 Hz / 15A
ENERGY STAR	Yes
Panel Height	30-7/16" (77.3 cm)
Panel Thickness	5/8" (1.6 cm) or 3/4" (1.9 cm)
Panel Type	2-3/4" (7 cm) Frame Panel or Solid Panel
Panel Width	14-3/4" (37.5 cm)
Refrigerant Type	R600a

Sabbath Mode	Yes
Shipping Dimensions	19" W x 31" D x 37" H
Shipping Weight	125 lbs
Temperature Range	33°F to 70°F

For comprehensive installation instructions, including panel overlay details, please visit marvelrefrigeration.com to access the owner's guide. All specifications are subject to change without notice.



MPWD424

24" DUAL ZONE WINE REFRIGERATOR

MARVEL PROFESSIONAL COLLECTION



MAIN FEATURES

- 4.9 cu ft. capacity stores up to 40 bottles of wine
- Upper zone includes three 8-bottle glide-out wine racks
- Lower zone includes one 8-bottle glide-out wine rack and two 4-bottle glide out wine racks
- Vibration neutralization system protects wine from agitation
- Two independently controlled temperature zones
- Dynamic cooling technology delivers rapid cool down, frost-free operation, and temperature stability
- Argon-filled, UV-resistant tinted dual pane glass door options protect contents
- Digital controls allow you to select a temperature for each zone - Upper zone: 38°F to 65°F, Lower zone: 38°F to 65°F (The lower temperature must be equal to or greater than the upper temperature, maximum 20° higher)
- Door ajar and high/low temperature alerts
- Adjustable LED theater-style lighting in arctic white or sapphire blue
- Elegant midnight black interior
- Professional styling: Robust full-length handle and stainless steel accents
- Concealed soft close articulating door hinge
- Reversible door allows for right or left swing
- Door lock provides added security
- Panel ready model requires 3/4" or 5/8" custom panel and handle (not supplied by Marvel)

FINISH OPTIONS



DOOR STYLE	MODEL NUMBER
Stainless Steel Frame Glass	MPWD424-SG31A
Panel Ready Frame Glass	MPWD424-IG31A
Solid Stainless Steel	MPWD424-SS31A
Solid Panel Ready	MPWD424-IS31A

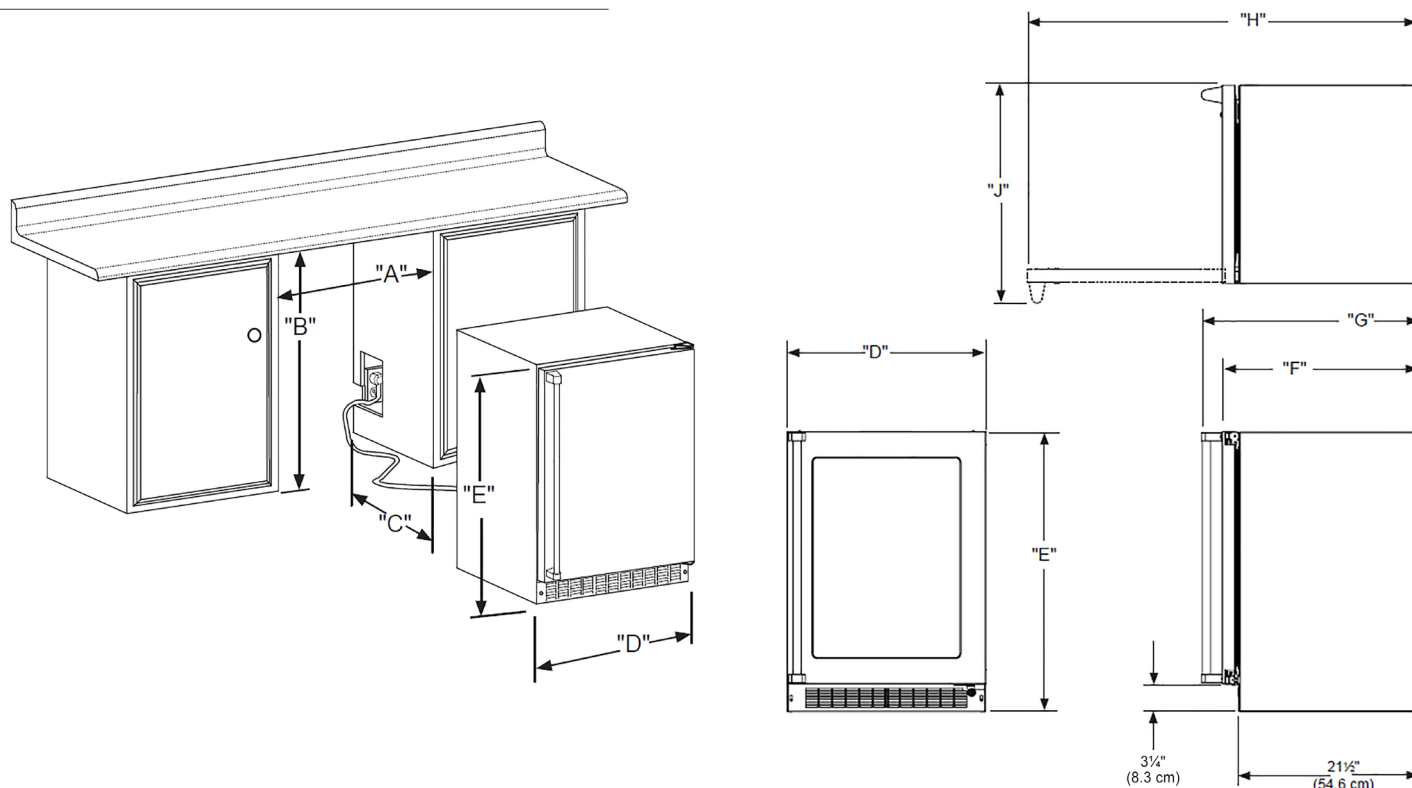
WARRANTY

- 3-year parts and labor warranty with product registration and 5-year sealed system parts warranty (see complete warranty for details)





DIMENSIONAL DRAWINGS



ROUGH IN DIMENSIONS*

"A"	"B"	"C"
24"	34" to 35"	24"
(61 cm)	(86.4 cm to 88.9 cm)	(61 cm)

CABINET DIMENSIONS*

"D"	"E"	"F"	"G"	"H"	"J"
23-7/8"	33-3/4" to 34-3/4"	23-5/8"*	26-1/8"*	47-3/4"*	26-3/8"*
(60.7 cm)	(85.7 cm to 88.3 cm)	(60 cm)	(66.4 cm)	(121.3 cm)	(67 cm)

*Stainless steel model dimensions only. For panel-ready models, see the owner's guide online at marvelrefrigeration.com.

PRODUCT SPECIFICATIONS

Capacity	4.9 cu. ft.
Cord Length	6 ft.
Electrical Requirements	115V / 60 Hz / 15A
ENERGY STAR	No
Panel Height	30-7/16" (77.3 cm)
Panel Thickness	5/8" (1.6 cm) or 3/4" (1.9 cm)
Panel Type	2-3/4" (7 cm) Frame Panel or Solid Panel
Panel Width	23-5/8" (60 cm)
Refrigerant Type	R600a

Sabbath Mode	Yes
Shipping Dimensions	28" W x 31" D x 37" H
Shipping Weight	160 lbs
Temperature Range	Upper Zone: 38°F to 65°F Lower Zone: 38°F to 65°F

For comprehensive installation instructions, including panel overlay details, please visit marvelrefrigeration.com to access the owner's guide. All specifications are subject to change without notice.



MPWC424

24" WINE REFRIGERATOR

MARVEL PROFESSIONAL COLLECTION



MAIN FEATURES

- 5.2 cu ft. capacity stores up to 48 bottles of wine
- Five 8-bottle glide-out wine racks
- Two 4-bottle half-depth wine racks
- Vibration neutralization system protects wine from agitation
- Dynamic cooling technology delivers rapid cool down, frost-free operation, and temperature stability
- Argon-filled, UV-resistant tinted dual pane glass door options protect contents
- Digital controls allow you to select a temperature from 33°F to 70°F
- Door ajar and high/low temperature alerts
- Adjustable LED theater-style lighting in arctic white or sapphire blue
- Elegant midnight black interior
- Professional styling: Robust full-length handle and stainless steel accents
- Concealed soft close articulating door hinge
- Reversible door allows for right or left swing
- Door lock provides added security
- Panel ready model requires 3/4" or 5/8" custom panel and handle (not supplied by Marvel)

WARRANTY

- 3-year parts and labor warranty with product registration and 5-year sealed system parts warranty (see complete warranty for details)

FINISH OPTIONS

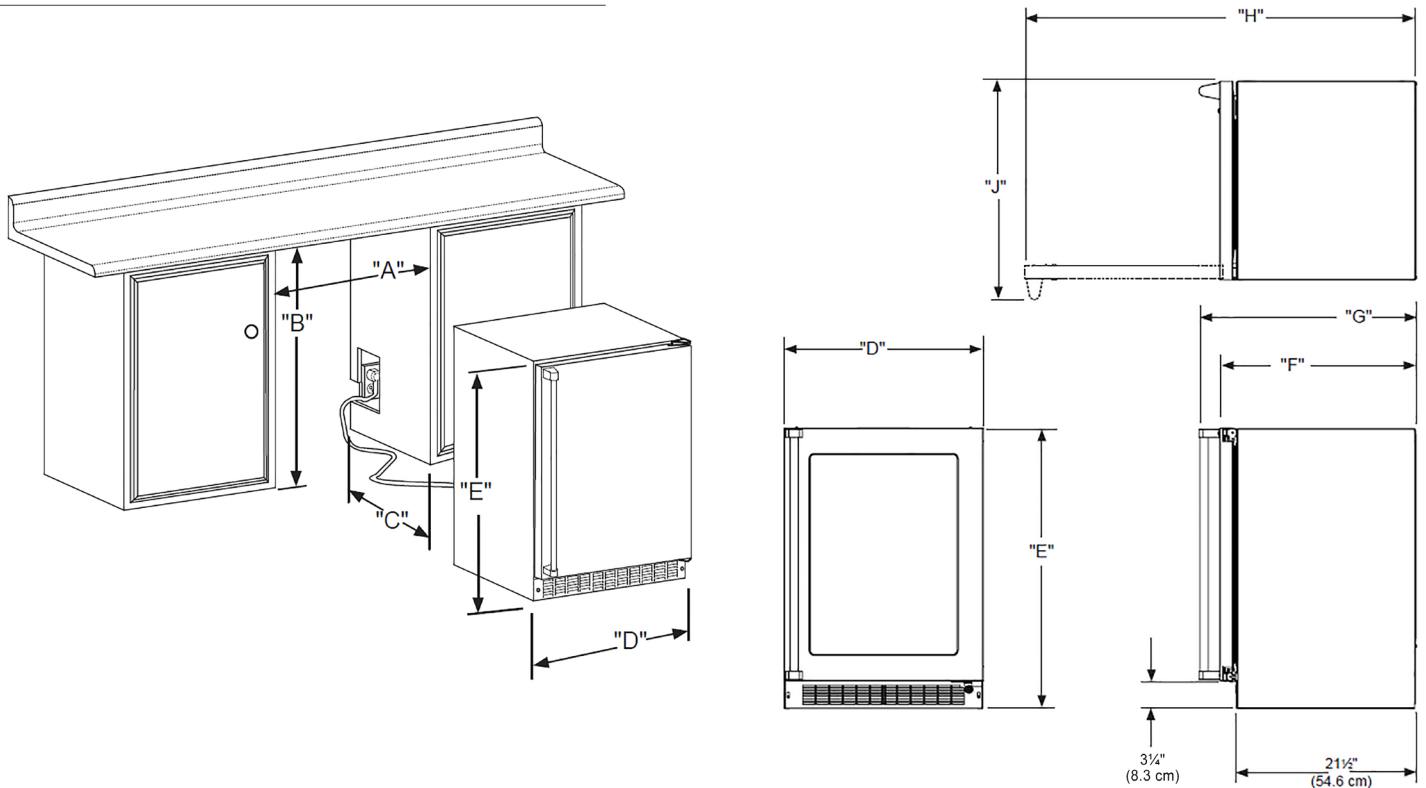


DOOR STYLE	MODEL NUMBER
Stainless Steel Frame Glass	MPWC424-SG31A
Panel Ready Frame Glass	MPWC424-IG31A
Solid Stainless Steel	MPWC424-SS31A
Solid Panel Ready	MPWC424-IS31A





DIMENSIONAL DRAWINGS



ROUGH IN DIMENSIONS*

"A"	"B"	"C"
24"	34" to 35"	24"
(61 cm)	(86.4 cm to 88.9 cm)	(61 cm)

CABINET DIMENSIONS*

"D"	"E"	"F"	"G"	"H"	"J"
23-7/8"	33-3/4" to 34-3/4"	23-5/8"*	26-1/8"*	47-3/4"*	26-3/8"*
(60.7 cm)	(85.7 cm to 88.3 cm)	(60 cm)	(66.4 cm)	(121.3 cm)	(67 cm)

*Stainless steel model dimensions only. For panel-ready models, see the owner's guide online at marvelrefrigeration.com.

PRODUCT SPECIFICATIONS

Capacity	5.2 cu. ft.
Cord Length	6 ft.
Electrical Requirements	115V / 60 Hz / 15A
ENERGY STAR	Yes
Panel Height	30-7/16" (77.3 cm)
Panel Thickness	5/8" (1.6 cm) or 3/4" (1.9 cm)
Panel Type	2-3/4" (7 cm) Frame Panel or Solid Panel
Panel Width	23-5/8" (60 cm)
Refrigerant Type	R600a

Sabbath Mode	Yes
Shipping Dimensions	28" W x 31" D x 37" H
Shipping Weight	160 lbs
Temperature Range	33°F to 70°F

For comprehensive installation instructions, including panel overlay details, please visit marvelrefrigeration.com to access the owner's guide. All specifications are subject to change without notice.



MPWC415

15" WINE REFRIGERATOR

MARVEL PROFESSIONAL COLLECTION



MAIN FEATURES

- 2.7 cu ft. capacity stores up to 24 bottles of wine on six 4-bottle glide-out wine racks
- Vibration neutralization system protects wine from agitation
- Dynamic cooling technology delivers rapid cool down, frost-free operation, and temperature stability
- Argon-filled, UV-resistant tinted dual pane glass door options protect contents
- Digital controls allow you to select a temperature from 33°F to 70°F
- Door ajar and high/low temperature alerts
- Adjustable LED theater-style lighting in arctic white or sapphire blue
- Elegant midnight black interior
- Professional styling: Robust full-length handle and stainless steel accents
- Concealed soft close articulating door hinge
- Reversible door allows for right or left swing
- Door lock provides added security
- Panel ready model requires 3/4" or 5/8" custom panel and handle (not supplied by Marvel)

WARRANTY

- 3-year parts and labor warranty with product registration and 5-year sealed system parts warranty (see complete warranty for details)

FINISH OPTIONS

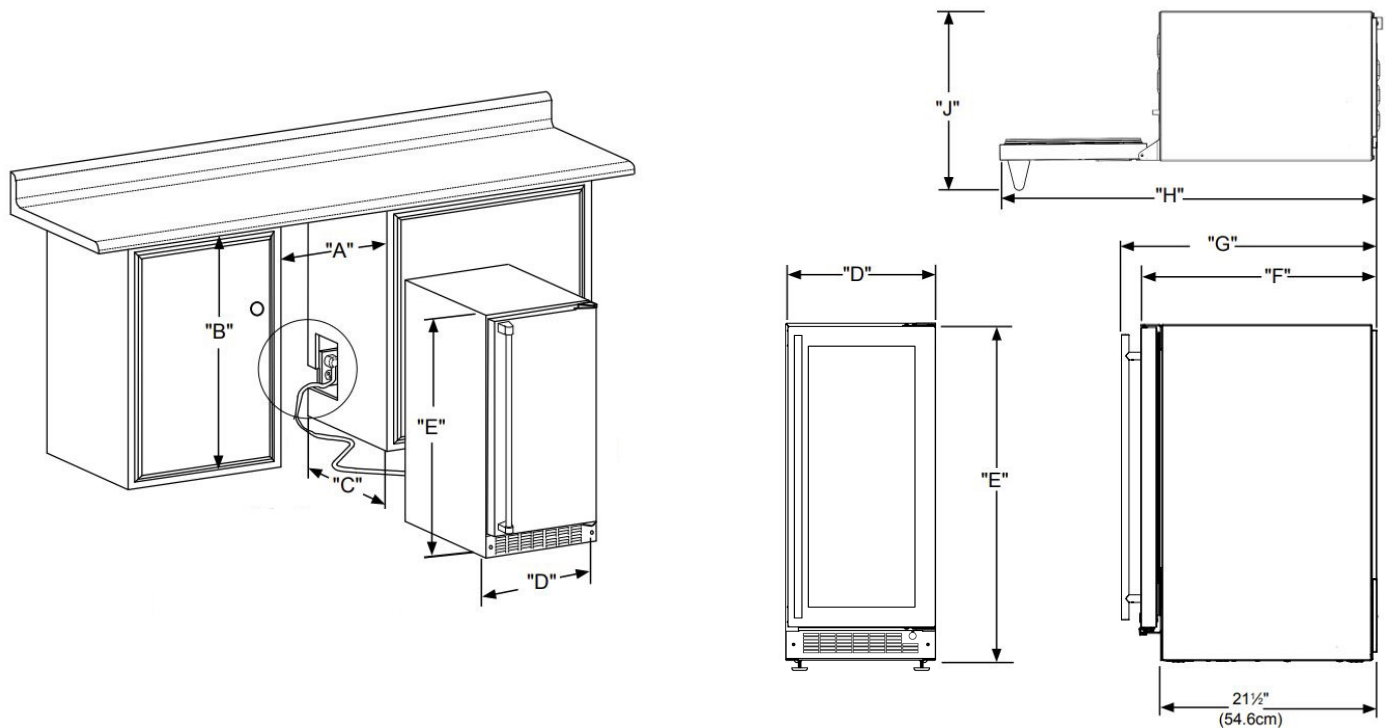


DOOR STYLE	MODEL NUMBER
Stainless Steel Frame Glass	MPWC415-SG31A
Panel Ready Frame Glass	MPWC415-IG31A
Solid Stainless Steel	MPWC415-SS31A
Solid Panel Ready	MPWC415-IS31A





DIMENSIONAL DRAWINGS



ROUGH IN DIMENSIONS*

"A"	"B"	"C"
15"	34" to 35"	24"
(38.1 cm)	(86.4 cm to 88.9 cm)	(61 cm)

CABINET DIMENSIONS*

"D"	"E"	"F"	"G"	"H"	"J"
14-7/8"	33-3/4" to 34-3/4"	22-7/8"*	26-3/8"*	38-7/8"*	17-1/2"*
(37.8 cm)	(85.7 cm to 88.3 cm)	(58.1 cm)	(67 cm)	(98.7 cm)	(44.5 cm)

*Stainless steel model dimensions only. For panel-ready models, see the owner's guide online at marvelrefrigeration.com.

PRODUCT SPECIFICATIONS

Capacity	2.7 cu. ft.
Cord Length	6 ft.
Electrical Requirements	115V / 60 Hz / 15A
ENERGY STAR	Yes
Panel Height	30-7/16" (77.3 cm)
Panel Thickness	5/8" (1.6 cm) or 3/4" (1.9 cm)
Panel Type	2-3/4" (7 cm) Frame Panel or Solid Panel
Panel Width	14-3/4" (37.5 cm)
Refrigerant Type	R600a

Sabbath Mode	Yes
Shipping Dimensions	19" W x 31" D x 37" H
Shipping Weight	125 lbs
Temperature Range	33°F to 70°F

For comprehensive installation instructions, including panel overlay details, please visit marvelrefrigeration.com to access the owner's guide. All specifications are subject to change without notice.



MPRE424

24" REFRIGERATOR



BrightShield protects against viruses, bacteria, mold and mildew.



MARVEL PROFESSIONAL COLLECTION

MAIN FEATURES

- Models with BrightShield™ antimicrobial lighting create a more hygienic environment for foods and beverages
- 5.5 cu ft. capacity stores up to 7 wine bottles or 162 cans (12-oz)
- 3-in-1 Convertible Shelf features removable glass pane with wine rack option to store beverages, food or wine
- Half-width shelf allows for tall item storage
- Cantilevered shelving system can hold up to 35 lbs and features 11 adjustable heights
- MaxStore bin stores loose items
- Dynamic cooling technology delivers rapid cool down, frost-free operation, and temperature stability
- Argon-filled, UV-resistant tinted dual pane glass door options protect contents
- Digital controls allow you to select a temperature from 33°F to 70°F
- Door ajar and high/low temperature alerts
- Adjustable LED theater-style lighting in arctic white or sapphire blue (non-BrightShield models)
- Elegant midnight black interior
- Professional styling: Robust full-length handle and stainless steel accents
- Concealed soft close articulating door hinge
- Reversible door allows for right or left swing
- Door lock provides added security
- Panel ready model requires 3/4" or 5/8" custom panel and handle (not supplied by Marvel)

FINISH OPTIONS



DOOR STYLE	MODEL NUMBER
Stainless Steel Frame Glass	MPRE424-SG31A
Panel Ready Frame Glass	MPRE424-IG31A
Solid Stainless Steel	MPRE424-SS31A
Solid Panel Ready	MPRE424-IS31A

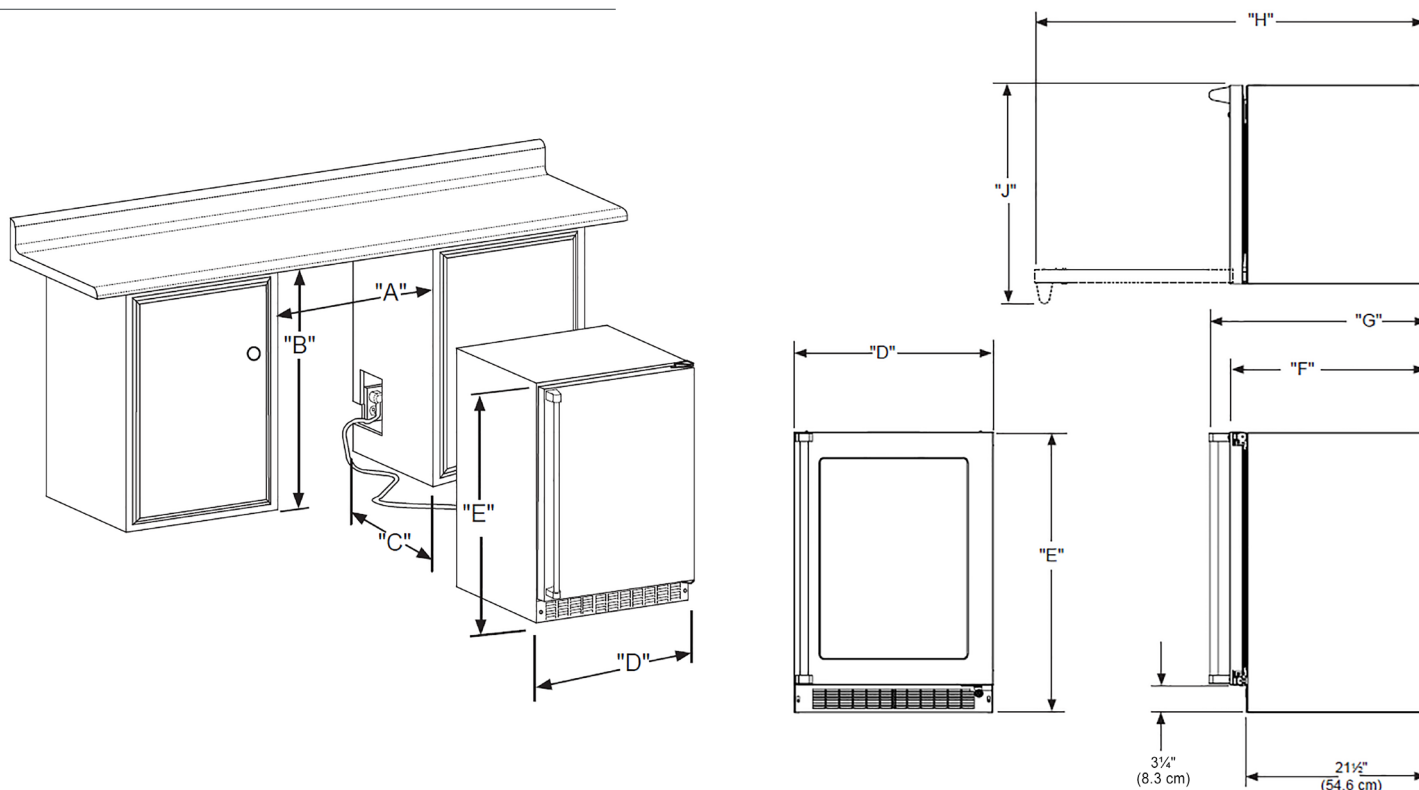
BRIGHTSHIELD™ MODELS	MODEL NUMBER
Stainless Steel Frame Glass	MPRE424-SG81A
Panel Ready Frame Glass	MPRE424-IG81A
Solid Stainless Steel	MPRE424-SS81A
Solid Panel Ready	MPRE424-IS81A

WARRANTY

- 3-year parts and labor warranty with product registration and 5-year sealed system parts warranty (see complete warranty for details)



DIMENSIONAL DRAWINGS



ROUGH IN DIMENSIONS*

"A"	"B"	"C"
24"	34" to 35"	24"
(61 cm)	(86.4 cm to 88.9 cm)	(61 cm)

CABINET DIMENSIONS*

"D"	"E"	"F"	"G"	"H"	"J"
23-7/8"	33-3/4" to 34-3/4"	23-5/8"*	26-1/8"*	47-3/4"*	26-3/8"*
(60.7 cm)	(85.7 cm to 88.3 cm)	(60 cm)	(66.4 cm)	(121.3 cm)	(67 cm)

*Stainless steel model dimensions only. For panel-ready models, see the owner's guide online at marvelrefrigeration.com.

PRODUCT SPECIFICATIONS

Capacity	5.5 cu. ft.
Cord Length	6 ft.
Electrical Requirements	115V / 60 Hz / 15A
ENERGY STAR	Yes
Panel Height	30-7/16" (77.3 cm)
Panel Thickness	5/8" (1.6 cm) or 3/4" (1.9 cm)
Panel Type	2-3/4" (7 cm) Frame Panel or Solid Panel
Panel Width	23-5/8" (60 cm)
Refrigerant Type	R600a

Sabbath Mode	Yes
Shipping Dimensions	28" W x 31" D x 37" H
Shipping Weight	160 lbs
Temperature Range	33°F to 70°F

For comprehensive installation instructions, including panel overlay details, please visit marvelrefrigeration.com to access the owner's guide. All specifications are subject to change without notice.



MPDR424

24" REFRIGERATED DRAWERS

MARVEL PROFESSIONAL COLLECTION



MAIN FEATURES

- 5.0 cu ft. capacity stores up to 108 cans (12-oz)
- Adjustable divider included in both drawers to prevent contents from sliding
- Dynamic cooling technology delivers rapid cool down, frost-free operation, and temperature stability
- Digital controls allow you to select a temperature from 33°F to 70°F
- Door ajar and high/low temperature alerts
- Adjustable LED theater-style lighting in arctic white or sapphire blue
- Stainless steel interior
- Professional styling: Robust full-length handle and stainless steel accents
- Door lock provides added security
- Panel ready model requires 3/4" or 5/8" custom panel and handle (not supplied by Marvel)
- Soft-close glides

WARRANTY

- 3-year parts and labor warranty with product registration and 5-year sealed system parts warranty (see complete warranty for details)

FINISH OPTIONS



DOOR STYLE

Solid Stainless Steel

Solid Panel Ready

MODEL NUMBER

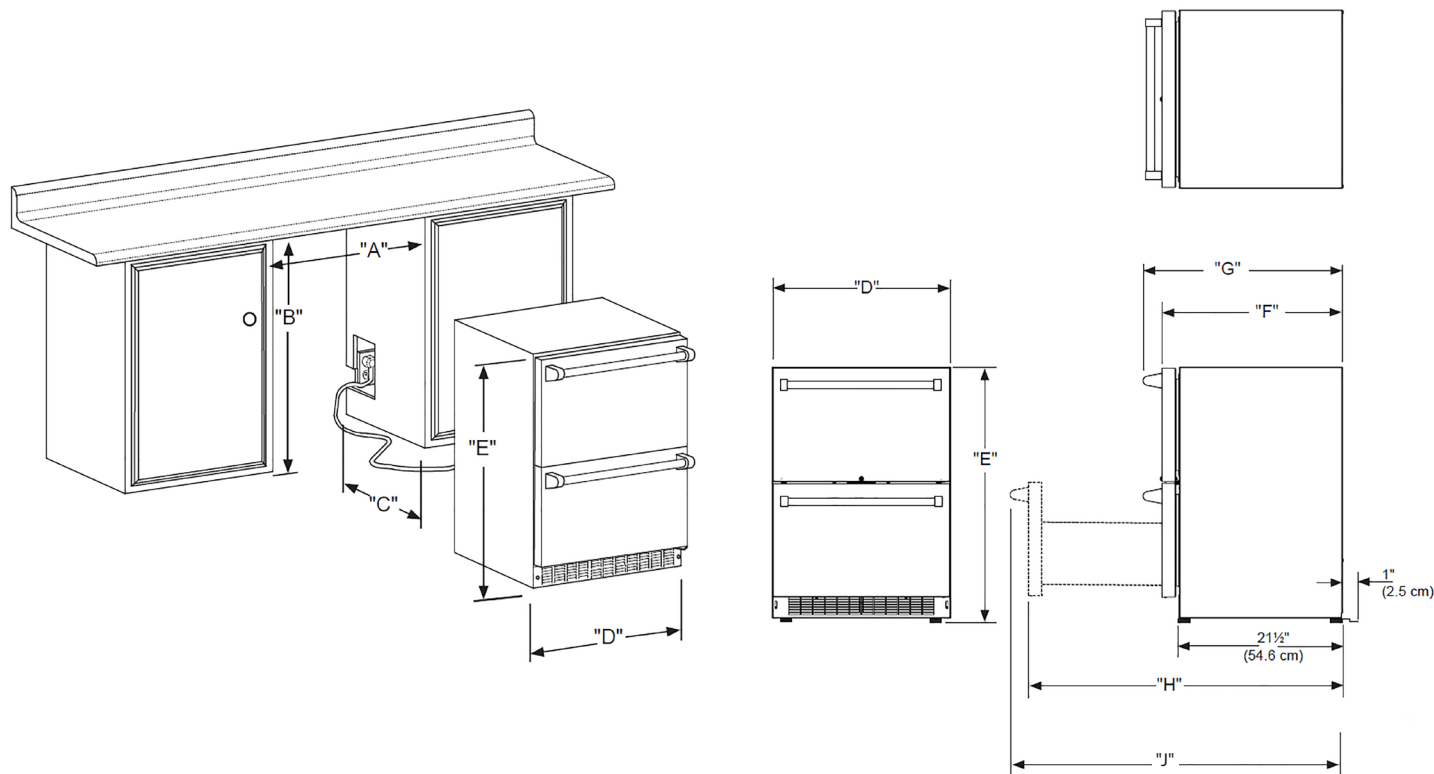
MPDR424-SS71A

MPDR424-IS71A





DIMENSIONAL DRAWINGS



ROUGH IN DIMENSIONS*

"A"	"B"	"C"
24"	34" to 35"	24"
(61 cm)	(86.4 cm to 88.9 cm)	(61 cm)

CABINET DIMENSIONS*

"D"	"E"	"F"	"G"	"H"	"J"
23-7/8"	33-3/4" to 34-3/4"	23-5/8"*	26-1/8"*	39-3/16"*	41-11/16"*
(60.7 cm)	(85.7 cm to 88.3 cm)	(60 cm)	(66.4 cm)	(99.5cm)	(67 cm)

*Stainless steel model dimensions only. For panel-ready models, see the owner's guide online at marvelrefrigeration.com.

PRODUCT SPECIFICATIONS

Capacity	5.0 cu. ft.
Cord Length	6 ft.
Electrical Requirements	115V / 60 Hz / 15A
ENERGY STAR	Yes
Panel Height	14-15/16" (37.9 cm)
Panel Thickness	5/8" (1.6 cm) or 3/4" (1.9 cm)
Panel Type	2-3/4" (7 cm) Solid Panel
Panel Width	23-5/8" (60 cm)
Refrigerant Type	R600a

Sabbath Mode	Yes
Shipping Dimensions	28" W x 31" D x 37" H
Shipping Weight	180 lbs
Temperature Range	33°F to 70°F

For comprehensive installation instructions, including panel overlay details, please visit marvelrefrigeration.com to access the owner's guide. All specifications are subject to change without notice.



MPRF424

24" REFRIGERATOR-FREEZER

MARVEL PROFESSIONAL COLLECTION



MAIN FEATURES

- 3.9 cu. ft. refrigerator and a 1 cu. ft. freezer for a combined total of 4.9 cu. ft.
- Refrigerator stores up to 72 cans (12-oz)
- Freezer stores up to 12 pints of ice cream
- 2 half-width cantilevered shelves and 1 full-width fixed shelf
- Dynamic cooling technology delivers rapid cool down, frost-free operation, and temperature stability
- Digital controls allow you to select a temperature for both the refrigerator and the freezer - Refrigerator: 34°F to 42°F, Freezer: 0°F to 5°F
- Door ajar and high/low temperature alerts
- Adjustable LED theater-style lighting in arctic white or sapphire blue
- Elegant midnight black interior
- Professional styling: Robust full-length handle and stainless steel accents
- Concealed soft close articulating door hinge
- Reversible door allows for right or left swing
- Door lock provides added security
- Panel ready model requires 3/4" or 5/8" custom panel and handle (not supplied by Marvel)

WARRANTY

- 3-year parts and labor warranty with product registration and 5-year sealed system parts warranty (see complete warranty for details)

FINISH OPTIONS

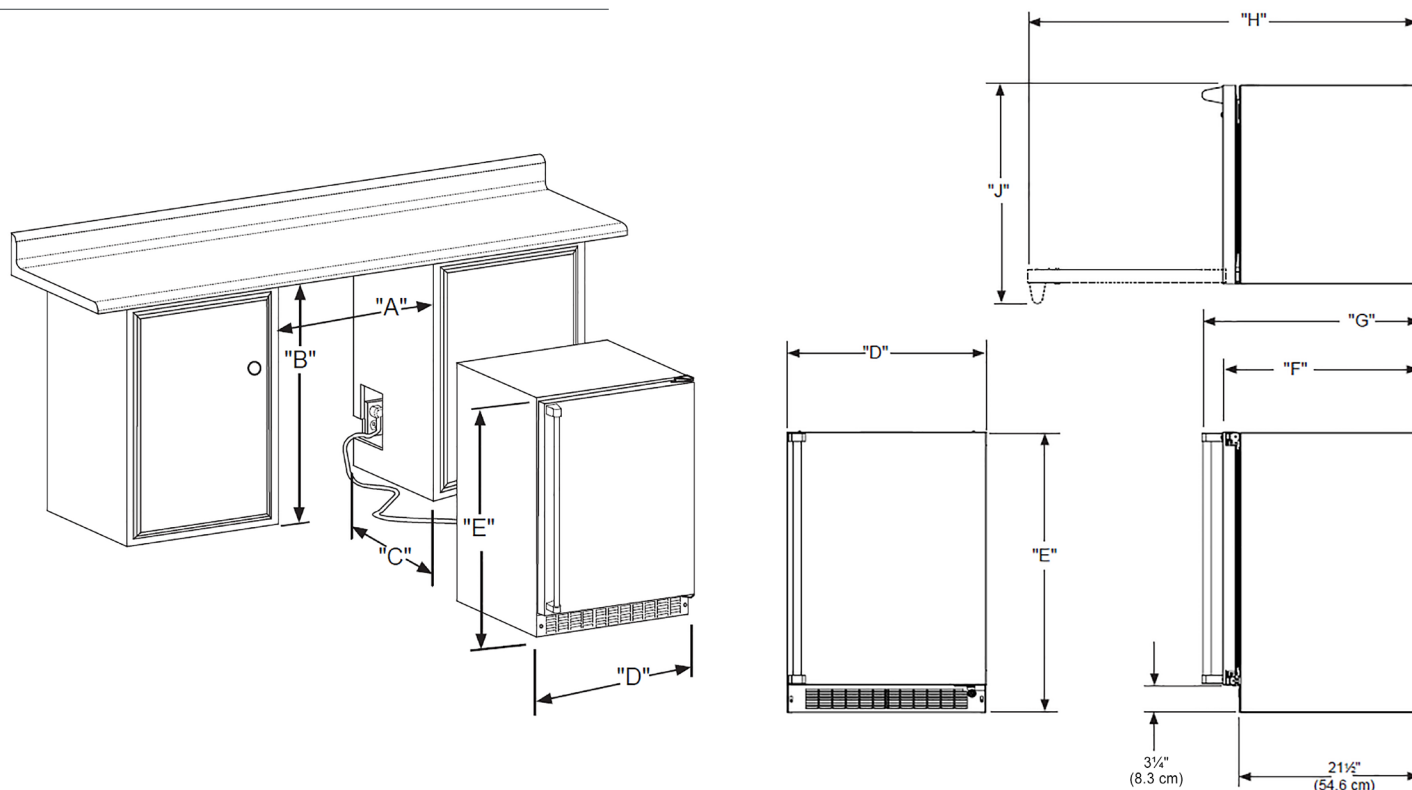


DOOR STYLE	MODEL NUMBER
Solid Stainless Steel	MPRF424-SS31A
Solid Panel Ready	MPRF424-IS31A





DIMENSIONAL DRAWINGS



ROUGH IN DIMENSIONS*

"A"	"B"	"C"
24"	34" to 35"	24"
(61 cm)	(86.4 cm to 88.9 cm)	(61 cm)

CABINET DIMENSIONS*

"D"	"E"	"F"	"G"	"H"	"J"
23-7/8"	33-3/4" to 34-3/4"	23-5/8"*	26-1/8"*	47-3/4"*	26-3/8"*
(60.7 cm)	(85.7 cm to 88.3 cm)	(60 cm)	(66.4 cm)	(121.3 cm)	(67 cm)

*Stainless steel model dimensions only. For panel-ready models, see the owner's guide online at marvelrefrigeration.com.

PRODUCT SPECIFICATIONS

Capacity	4.9 cu. ft.
Cord Length	6 ft.
Electrical Requirements	115V / 60 Hz / 15A
ENERGY STAR	Yes
Panel Height	30-7/16" (77.3 cm)
Panel Thickness	5/8" (1.6 cm) or 3/4" (1.9 cm)
Panel Type	2-3/4" (7 cm) Solid Panel
Panel Width	23-5/8" (60 cm)
Refrigerant Type	R600a

Sabbath Mode	Yes
Shipping Dimensions	28" W x 31" D x 37" H
Shipping Weight	160 lbs
Temperature Range	Refrigerator: 34°F to 42°F Freezer: 0°F to 5°F

For comprehensive installation instructions, including panel overlay details, please visit marvelrefrigeration.com to access the owner's guide. All specifications are subject to change without notice.



MPRI424

24" REFRIGERATOR WITH CRESCENT ICE MAKER

MARVEL PROFESSIONAL COLLECTION



MAIN FEATURES

- 3.9 cu ft. refrigerator and a 1 cu. ft. ice maker for a combined total of 4.9 cu. ft.
- Refrigerator stores up to 72 cans (12-oz)
- Crescent ice maker produces up to 7 lbs of ice per day and can store up to 13 lbs
- 2 half-width cantilevered shelves and 1 full-width fixed shelf
- Dynamic cooling technology delivers rapid cool down, frost-free operation, and temperature stability
- Digital controls allow you to select a temperature from 34°F to 42°F
- Door ajar and high/low temperature alerts
- Adjustable LED theater-style lighting in arctic white or sapphire blue
- Elegant midnight black interior
- Professional styling: Robust full-length handle and stainless steel accents
- Concealed soft close articulating door hinge
- Reversible door allows for right or left swing
- Door lock provides added security
- Panel ready model requires 3/4" or 5/8" custom panel and handle (not supplied by Marvel)

WARRANTY

- 3-year parts and labor warranty with product registration and 5-year sealed system parts warranty (see complete warranty for details)

FINISH OPTIONS



DOOR STYLE

Solid Stainless Steel

Solid Panel Ready

MODEL NUMBER

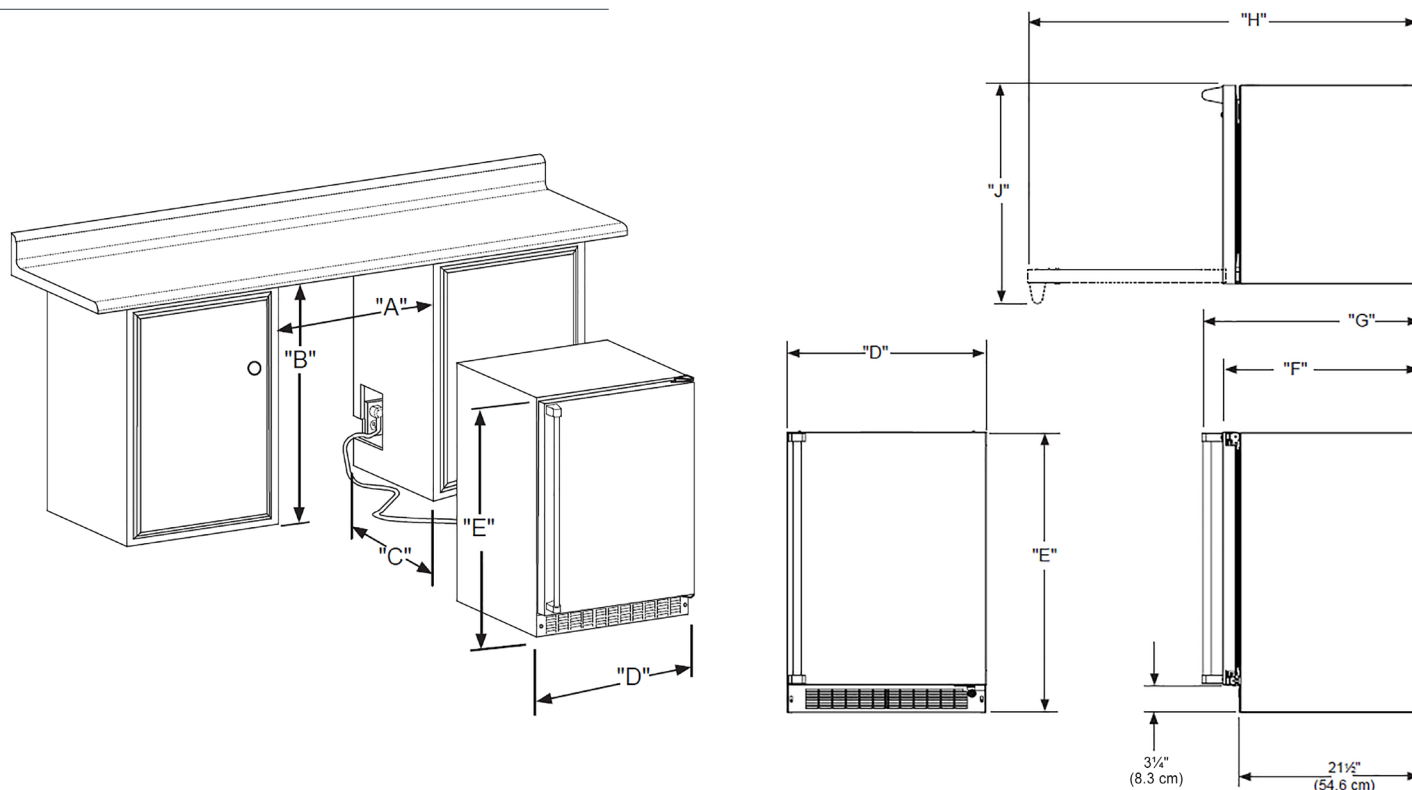
MPRI424-SS31A

MPRI424-IS31A





DIMENSIONAL DRAWINGS



ROUGH IN DIMENSIONS*

"A"	"B"	"C"
24"	34" to 35"	24"
(61 cm)	(86.4 cm to 88.9 cm)	(61 cm)

CABINET DIMENSIONS*

"D"	"E"	"F"	"G"	"H"	"J"
23-7/8"	33-3/4" to 34-3/4"	23-5/8"*	26-1/8"*	47-3/4"*	26-3/8"*
(60.7 cm)	(85.7 cm to 88.3 cm)	(60 cm)	(66.4 cm)	(121.3 cm)	(67 cm)

*Stainless steel model dimensions only. For panel-ready models, see the owner's guide online at marvelrefrigeration.com.

PRODUCT SPECIFICATIONS

Capacity	4.9 cu. ft.
Cord Length	6 ft.
Electrical Requirements	115V / 60 Hz / 15A
ENERGY STAR	Yes
Panel Height	30-7/16" (77.3 cm)
Panel Thickness	5/8" (1.6 cm) or 3/4" (1.9 cm)
Panel Type	2-3/4" (7 cm) Solid Panel
Panel Width	23-5/8" (60 cm)
Refrigerant Type	R600a

Sabbath Mode	Yes
Shipping Dimensions	28" W x 31" D x 37" H
Shipping Weight	160 lbs
Temperature Range	34°F to 42°F

For comprehensive installation instructions, including panel overlay details, please visit marvelrefrigeration.com to access the owner's guide. All specifications are subject to change without notice.



MPFZ424

24" FREEZER

MARVEL PROFESSIONAL COLLECTION



MAIN FEATURES

- 4.6 cu ft. capacity
- 3 chrome wire bins
- Dynamic cooling technology delivers rapid cool down and temperature stability
- Digital controls allow you to select a temperature from -10°F to 10°F
- Door ajar and high/low temperature alerts
- Adjustable LED theater-style lighting in arctic white or sapphire blue
- Elegant midnight black interior
- Professional styling: Robust full-length handle and stainless steel accents
- Concealed soft close articulating door hinge
- Reversible door allows for right or left swing
- Door lock provides added security
- Panel ready model requires 3/4" or 5/8" custom panel and handle (not supplied by Marvel)

WARRANTY

- 3-year parts and labor warranty with product registration and 5-year sealed system parts warranty (see complete warranty for details)

FINISH OPTIONS

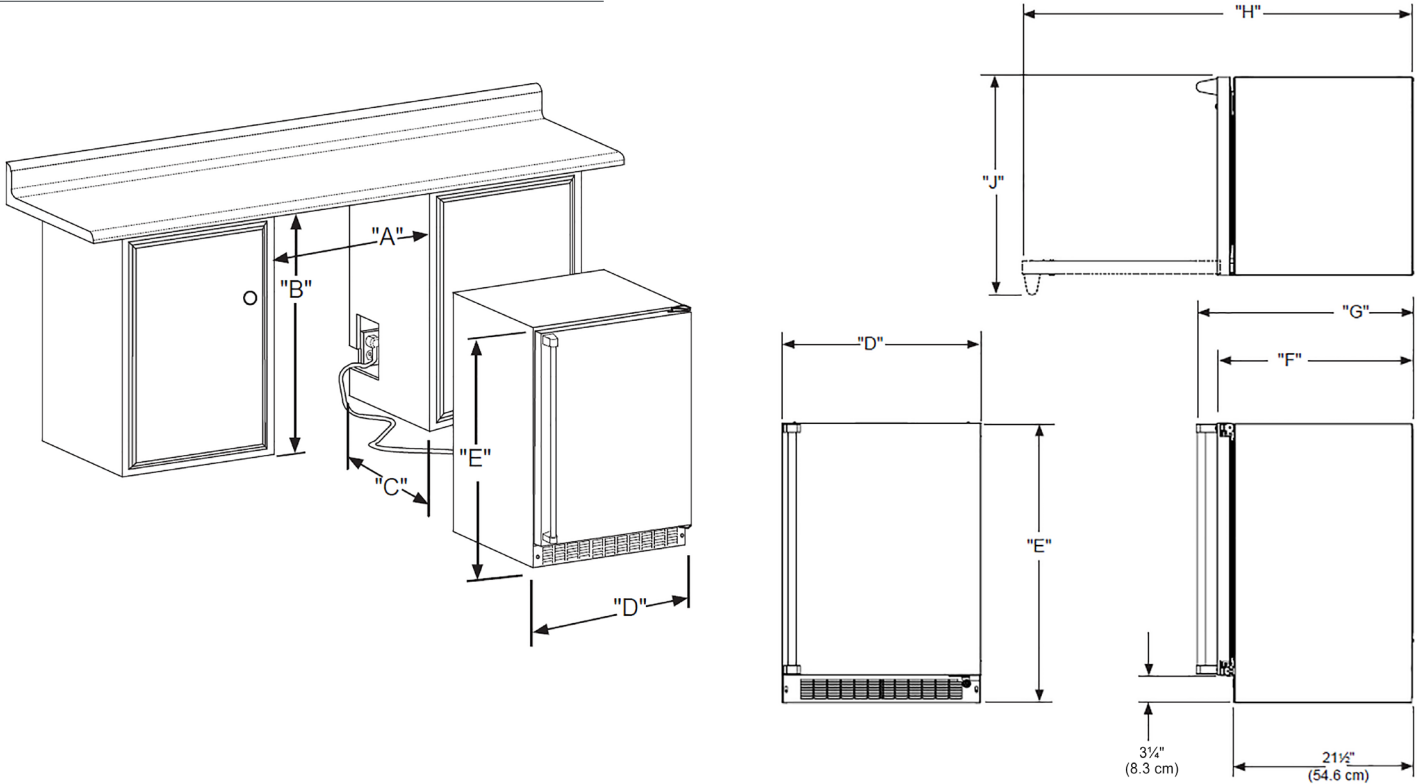


DOOR STYLE	MODEL NUMBER
Solid Stainless Steel	MPFZ424-SS31A
Solid Panel Ready	MPFZ424-IS31A





DIMENSIONAL DRAWINGS



ROUGH IN DIMENSIONS*

"A"	"B"	"C"
24"	34" to 35"	24"
(61 cm)	(86.4 cm to 88.9 cm)	(61 cm)

CABINET DIMENSIONS*

"D"	"E"	"F"	"G"	"H"	"J"
23-7/8"	33-3/4" to 34-3/4"	23-5/8"*	26-1/8"*	47-3/4"*	26-3/8"*
(60.7 cm)	(85.7 cm to 88.3 cm)	(60 cm)	(66.4 cm)	(121.3 cm)	(67 cm)

*Stainless steel model dimensions only. For panel-ready models, see the owner's guide online at marvelrefrigeration.com.

PRODUCT SPECIFICATIONS

Capacity	4.6 cu. ft.
Cord Length	6 ft.
Electrical Requirements	115V / 60 Hz / 15A
ENERGY STAR	Yes
Panel Height	30-7/16" (77.3 cm)
Panel Thickness	5/8" (1.6 cm) or 3/4" (1.9 cm)
Panel Type	2-3/4" (7 cm) Solid Panel
Panel Width	23-5/8" (60 cm)
Refrigerant Type	R600a

Sabbath Mode	Yes
Shipping Dimensions	28" W x 31" D x 37" H
Shipping Weight	160 lbs
Temperature Range	-10°F to 10°F

For comprehensive installation instructions, including panel overlay details, please visit marvelrefrigeration.com to access the owner's guide. All specifications are subject to change without notice.



MPCP415

15" CLEAR ICE MACHINE



BrightShield protects against viruses, bacteria, mold and mildew.



MARVEL PROFESSIONAL COLLECTION

MAIN FEATURES

- Models with BrightShield™ antimicrobial lighting create a more hygienic environment for ice
- Produces 3/4" clear ice cubes
- Produces up to 39 pounds of clear ice per day
- Stores up to 28 pounds of clear ice
- Ice scoop included with dedicated holder
- Factory-installed drain pump included
- Door ajar and cleaning alerts
- Temporarily suspend ice making for 3 hours with silent mode
- Adjustable LED theater-style lighting in arctic white or sapphire blue (non-BrightShield models)
- Elegant midnight black interior
- Professional styling: Robust full-length handle and stainless steel accents
- Concealed soft close articulating door hinge
- Reversible door allows for right or left swing
- Panel ready model requires 3/4" or 5/8" custom panel and handle (not supplied by Marvel)

WARRANTY

- 3-year parts and labor warranty with product registration and 5-year sealed system parts warranty (see complete warranty for details)

FINISH OPTIONS



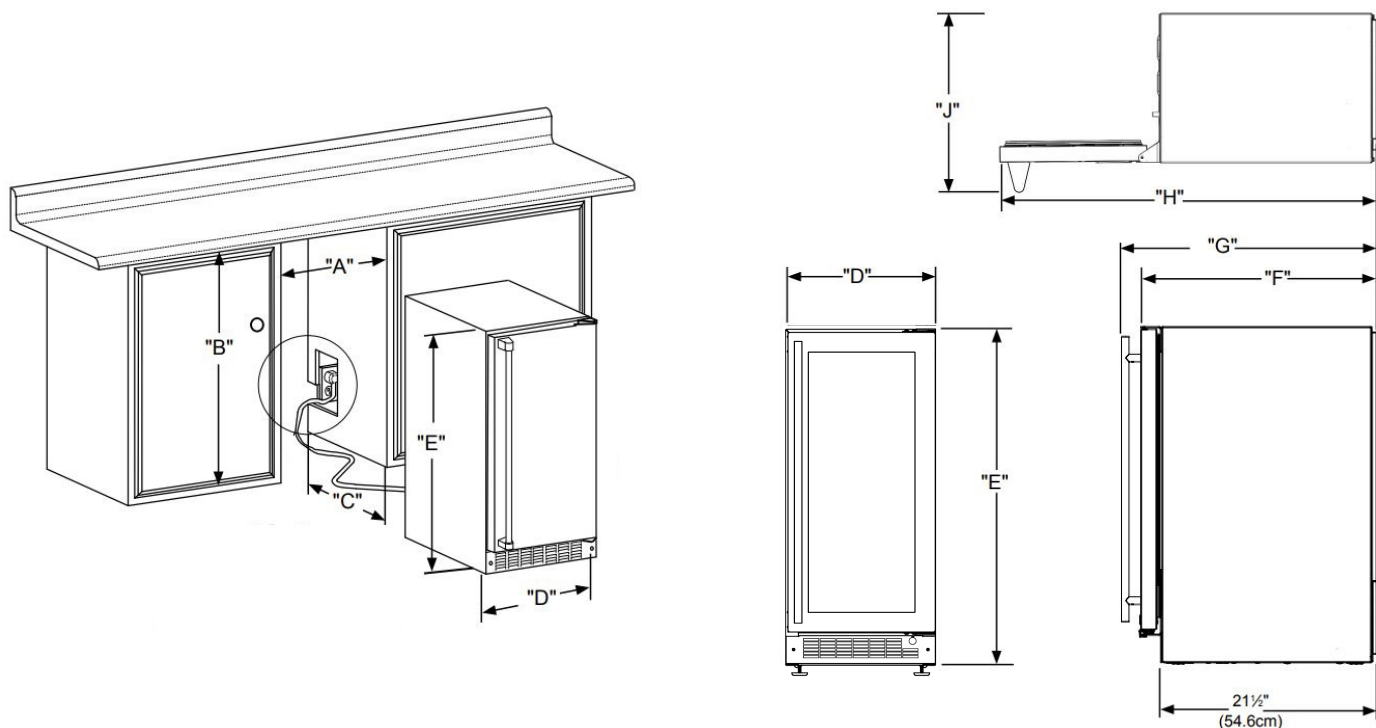
DOOR STYLE	MODEL NUMBER
Stainless Steel Frame Glass	MPCP415-SG01A
Solid Stainless Steel	MPCP415-SS01A
Solid Panel Ready	MPCP415-IS01A

BRIGHTSHIELD™ MODELS	MODEL NUMBER
Stainless Steel Frame Glass	MPCP415-SG81A
Solid Stainless Steel	MPCP415-SS81A
Solid Panel Ready	MPCP415-IS81A





DIMENSIONAL DRAWINGS



ROUGH IN DIMENSIONS*

"A"	"B"	"C"
15"	34" to 35"	24"
(38.1 cm)	(86.4 cm to 88.9 cm)	(61 cm)

CABINET DIMENSIONS*

"D"	"E"	"F"	"G"	"H"	"J"
14-7/8"	33-3/4" to 34-3/4"	23-5/8"*	26-3/8"*	38-7/8"*	17-1/2"*
(37.8 cm)	(85.7 cm to 88.3 cm)	(60 cm)	(67 cm)	(98.7 cm)	(44.5 cm)

*Stainless steel model dimensions only. For panel-ready models, see the owner's guide online at marvelrefrigeration.com.

PRODUCT SPECIFICATIONS

Capacity	28 lbs
Cord Length	6 ft.
Electrical Requirements	115V / 60 Hz / 15A
ENERGY STAR	Yes
Panel Height	30-7/16" (77.3 cm)
Panel Thickness	5/8" (1.6 cm) or 3/4" (1.9 cm)
Panel Type	2-3/4" (7 cm) Solid Panel
Panel Width	14-3/4" (37.5 cm)
Refrigerant Type	R600a

Sabbath Mode	Yes
Shipping Dimensions	19" W x 31" D x 37" H
Shipping Weight	125 lbs

For comprehensive installation instructions, including panel overlay details, please visit marvelrefrigeration.com to access the owner's guide. All specifications are subject to change without notice.



CLASSIC COLLECTION

TIMELESS STYLE



Our broad Classic Collection of products continue to uphold the hallmark standards of quality and signature features for generations. These popular refrigeration, ice and wine preservation models propel our reputation and status in the undercounter appliance industry.



MLBD224

24" DUAL ZONE BEVERAGE CENTER

MARVEL CLASSIC COLLECTION



MAIN FEATURES

- 5.0 total cu ft.
- 2.69 cu ft. upper zone can hold up to 112 cans (12-oz), longneck bottles or 6 wine bottles
- 3-in-1 Split Convertible Shelf converts to 3 or 6-bottle wine rack
- Cantilevered shelving system can hold up to 35 lbs
- 2.3 cu ft. lower zone stores 16 bottles of wine
- Dynamic cooling technology delivers rapid cool down, frost-free operation, and temperature stability
- Argon-filled, UV-resistant tinted dual pane glass door options protect contents
- Digital controls allow you to select a temperature for each zone - Upper zone: 33°F to 45°F, Lower zone: 38°F to 65°F (The lower temperature must be equal to or greater than the upper temperature, maximum 20° higher)
- Door ajar and high/low temperature alerts
- Arctic white LED theater-style lighting
- Elegant midnight black interior
- Reversible door allows for right or left swing
- Panel ready model requires 3/4" or 5/8" custom panel and handle (not supplied by Marvel)

FINISH OPTIONS



DOOR STYLE	MODEL NUMBER
Stainless Steel Frame Glass	MLBD224-SG01A
Panel Ready Frame Glass	MLBD224-IG01A
Solid Stainless Steel	MLBD224-SS01A
Solid Panel Ready	MLBD224-IS01A

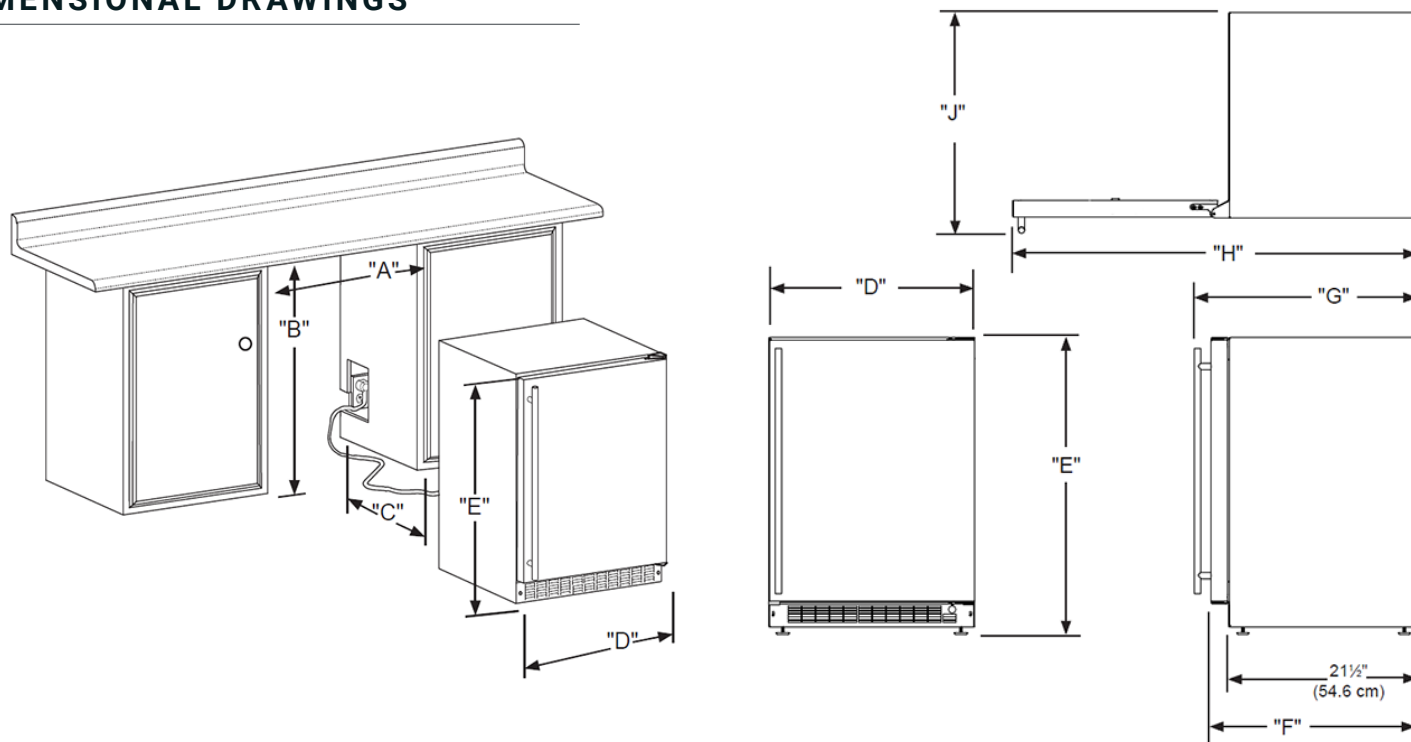
WARRANTY

- 1-year parts and labor warranty and 5-year sealed system parts warranty (see complete warranty for details)





DIMENSIONAL DRAWINGS



ROUGH IN DIMENSIONS*

"A"	"B"	"C"
24"	34" to 35"	24"
(61 cm)	(86.4 to 88.9 cm)	(61 cm)

CABINET DIMENSIONS*

"D"	"E"	"F"	"G"	"H"	"J"
23-7/8"	33-3/4" to 34-3/4"	23-5/8"*	25-1/2*	46-3/8"*	25-3/4"*
(60.7 cm)	(85.7 cm to 88.3 cm)	(60 cm)	(64.8 cm)	(117.8 cm)	(65.4 cm)

*Stainless steel model dimensions only. For panel-ready models, see the owner's guide online at marvelrefrigeration.com.

PRODUCT SPECIFICATIONS

Capacity	5.0 cu. ft.
Cord Length	6 ft.
Electrical Requirements	115V / 60 Hz / 15A
ENERGY STAR	No
Panel Height	29-21/32" (75.3 cm)
Panel Thickness	5/8" (1.6 cm) or 3/4" (1.9 cm)
Panel Type	2-3/4" (7 cm) Frame Panel or Solid Panel
Panel Width	23-5/8" (60 cm)
Refrigerant Type	R600a

Sabbath Mode	Yes
Shipping Dimensions	28" W x 31" D x 37" H
Shipping Weight	160 lbs
Temperature Range	Upper zone: 33°F to 45°F Lower zone: 38°F to 65°F

For comprehensive installation instructions, including panel overlay details, please visit marvelrefrigeration.com to access the owner's guide. All specifications are subject to change without notice.



MLBV224

24" BEVERAGE CENTER

MARVEL CLASSIC COLLECTION



MAIN FEATURES

- 5.5 cu ft capacity stores up to 162 cans (12-oz) and/or 18 wine bottles
- Two 3-in-1 Split Convertible Shelves convert to wine racks with vibration neutralization
- Cantilevered shelving system can hold up to 35 lbs and featured 11 adjustable heights
- Dynamic cooling technology delivers rapid cool down, frost-free operation, and temperature stability
- Argon-filled, UV-resistant tinted dual pane glass door options protect contents
- Digital controls allow you to select a temperature from 34°F to 60°F
- Door ajar and high/low temperature alerts
- Arctic white LED theater-style lighting
- Elegant midnight black interior
- Reversible door allows for right or left swing
- Panel ready model requires 3/4" or 5/8" custom panel and handle (not supplied by Marvel)

WARRANTY

- 1-year parts and labor warranty and 5-year sealed system parts warranty (see complete warranty for details)

FINISH OPTIONS

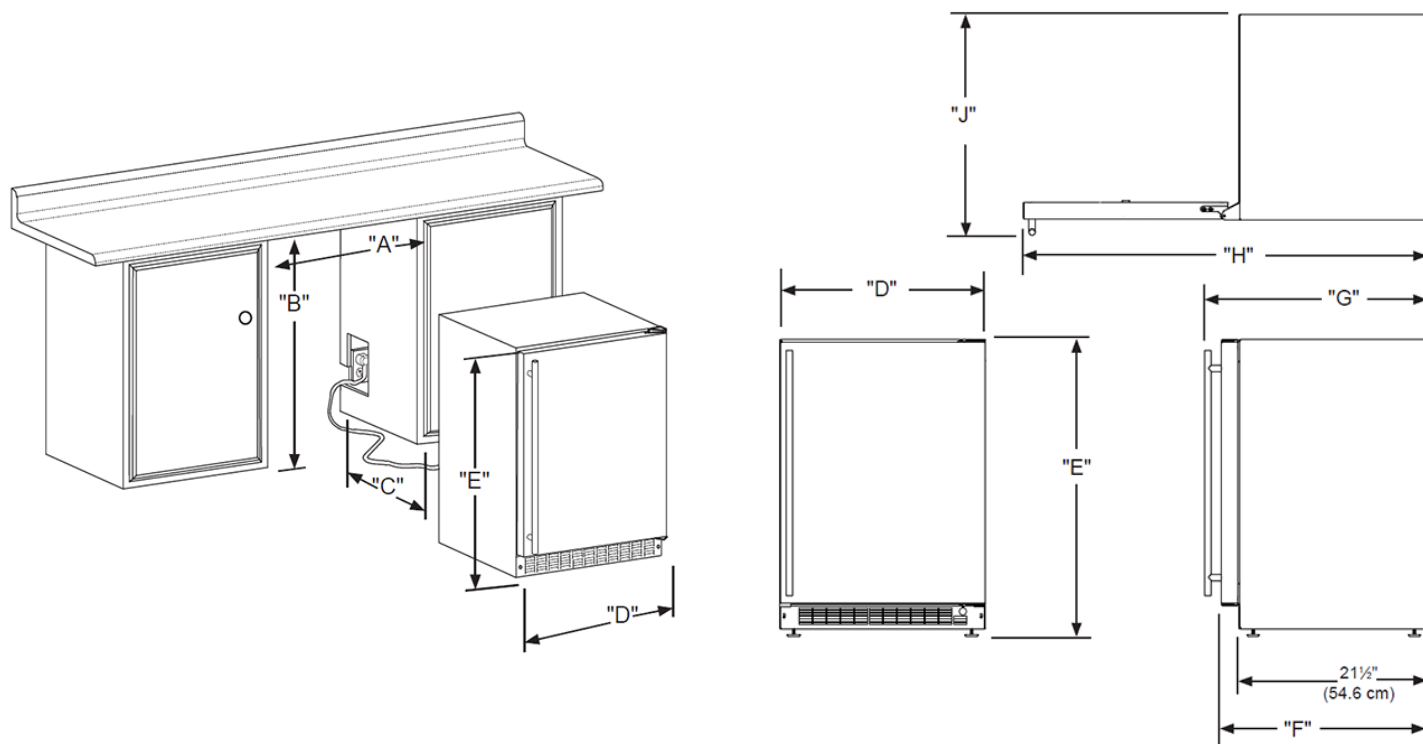


DOOR STYLE	MODEL NUMBER
Stainless Steel Frame Glass	MLBV224-SG01A
Panel Ready Frame Glass	MLBV224-IG01A
Solid Stainless Steel	MLBV224-SS01A
Solid Panel Ready	MLBV224-IS01A





DIMENSIONAL DRAWINGS



ROUGH IN DIMENSIONS*

"A"	"B"	"C"
24"	34" to 35"	24"
(61 cm)	(86.4 to 88.9 cm)	(61 cm)

CABINET DIMENSIONS*

"D"	"E"	"F"	"G"	"H"	"J"
23-7/8"	33-3/4" to 34-3/4"	23-5/8"*	25-1/2*	46-3/8"*	25-3/4"*
(60.7 cm)	(85.7 cm to 88.3 cm)	(60 cm)	(64.8 cm)	(117.8 cm)	(65.4 cm)

*Stainless steel model dimensions only. For panel-ready models, see the owner's guide online at marvelrefrigeration.com.

PRODUCT SPECIFICATIONS

Capacity	5.5 cu. ft.
Cord Length	6 ft.
Electrical Requirements	115V / 60 Hz / 15A
ENERGY STAR	Yes
Panel Height	29-21/32" (75.3 cm)
Panel Thickness	5/8" (1.6 cm) or 3/4" (1.9 cm)
Panel Type	2-3/4" (7 cm) Frame Panel or Solid Panel
Panel Width	23-5/8" (60 cm)
Refrigerant Type	R600a

Sabbath Mode	Yes
Shipping Dimensions	28" W x 31" D x 37" H
Shipping Weight	160 lbs
Temperature Range	34°F to 60°F

For comprehensive installation instructions, including panel overlay details, please visit marvelrefrigeration.com to access the owner's guide. All specifications are subject to change without notice.



MLBV124

24" BEVERAGE CENTER

MARVEL CLASSIC COLLECTION



MAIN FEATURES

- 5.5 cu ft capacity stores up to 190 cans (12-oz) and 6 wine bottles
- 2 cantilevered steel shelves
- 1 removable 6-bottle wine cradle
- Cantilevered shelving system can hold up to 35 lbs and features 11 adjustable heights
- Dynamic cooling technology delivers rapid cool down, frost-free operation, and temperature stability
- Argon-filled, UV-resistant tinted dual pane glass door options protect contents
- Digital controls allow you to select a temperature from 34°F to 60°F
- Door ajar and high/low temperature alerts
- Arctic white LED theater-style lighting
- Elegant midnight black interior
- Reversible door allows for right or left swing

WARRANTY

- 1-year parts and labor warranty and 5-year sealed system parts warranty (see complete warranty for details)

FINISH OPTIONS

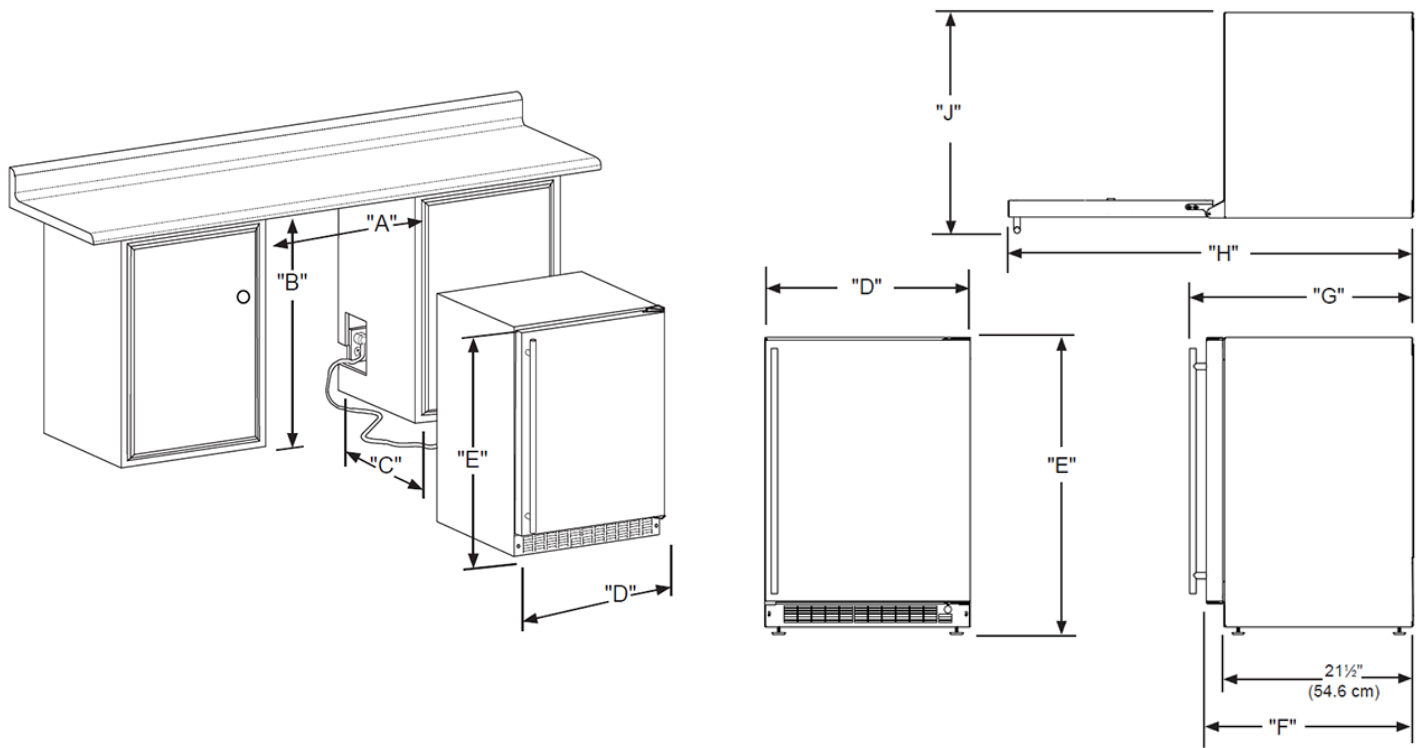


DOOR STYLE	MODEL NUMBER
Stainless Steel Frame Glass	MLBV124-SG01A





DIMENSIONAL DRAWINGS



ROUGH IN DIMENSIONS*

"A"	"B"	"C"
24"	34" to 35"	24"
(61 cm)	(86.4 to 88.9 cm)	(61 cm)

CABINET DIMENSIONS*

"D"	"E"	"F"	"G"	"H"	"J"
23-7/8"	33-3/4" to 34-3/4"	23-5/8"*	25-1/2*	46-3/8"*	25-3/4"*
(60.7 cm)	(85.7 cm to 88.3 cm)	(60 cm)	(64.8 cm)	(117.8 cm)	(65.4 cm)

PRODUCT SPECIFICATIONS

Capacity	5.5 cu. ft.
Cord Length	6 ft.
Electrical Requirements	115V / 60 Hz / 15A
ENERGY STAR	Yes
Refrigerant Type	R600a
Sabbath Mode	Yes
Shipping Dimensions	28" W x 31" D x 37" H
Shipping Weight	160 lbs
Temperature Range	34°F to 60°F

For comprehensive installation instructions, please visit marvelrefrigeration.com to access the owner's guide. All specifications are subject to change without notice.



MLBV024

24" BEVERAGE CENTER

MARVEL CLASSIC COLLECTION



MAIN FEATURES

- 5.7 cu ft. capacity stores up to 194 cans (12-oz) and 6 wine bottles
- Three adjustable and removable flat glass shelves
- Bottom wine storage accommodates larger bottles
- Dynamic cooling technology delivers rapid cool down, frost-free operation, and temperature stability
- Argon-filled, UV-resistant tinted dual pane glass door options protect contents
- Digital controls allow you to select a temperature from 34°F to 60°F
- Door ajar and high/low temperature alerts
- Arctic white LED theater-style lighting
- Elegant midnight black interior
- Reversible door allows for right or left swing

WARRANTY

- 1-year parts and labor warranty and 5-year sealed system parts warranty (see complete warranty for details)

FINISH OPTIONS



DOOR STYLE

- Stainless Steel Frame Glass
- Solid Stainless Steel

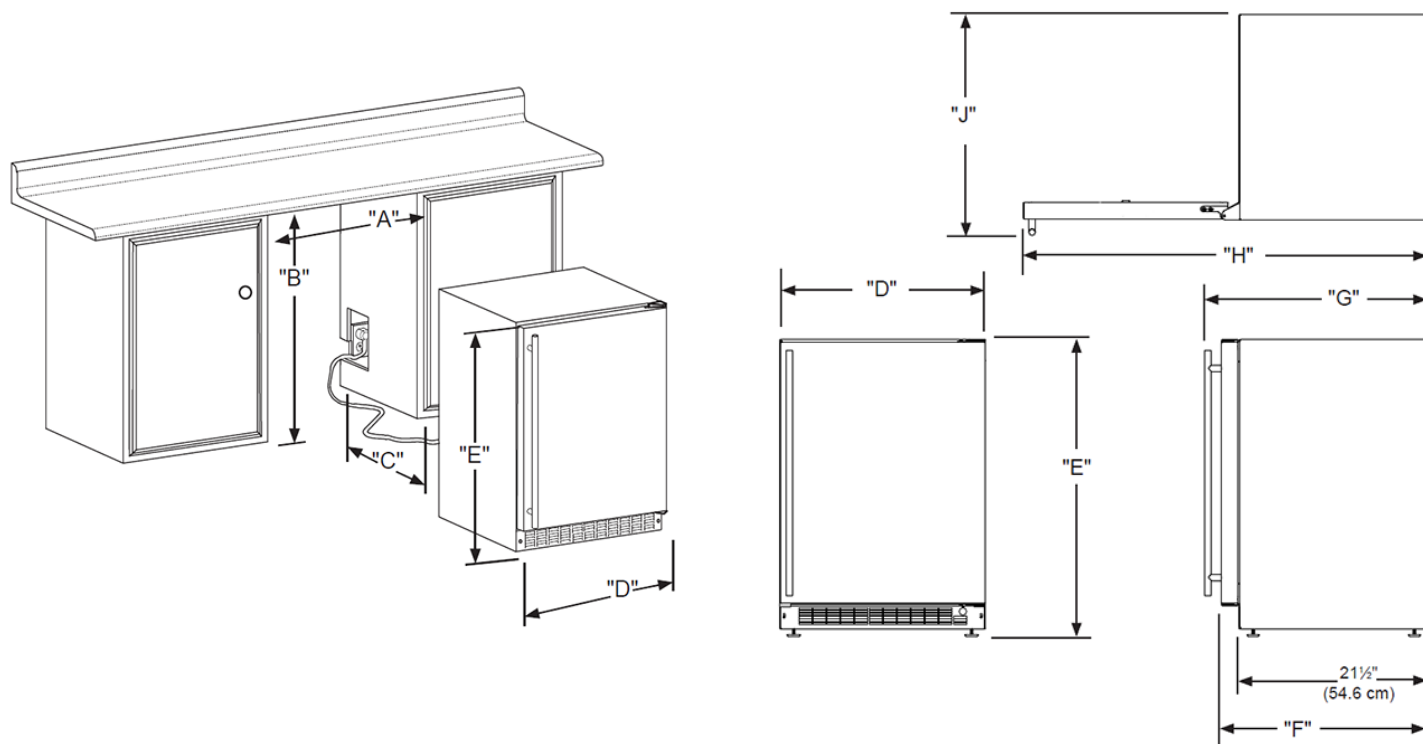
MODEL NUMBER

- MLBV024-SG01A
- MLBV024-SS01A





DIMENSIONAL DRAWINGS



ROUGH IN DIMENSIONS*

"A"	"B"	"C"
24"	34" to 35"	24"
(61 cm)	(86.4 to 88.9 cm)	(61 cm)

CABINET DIMENSIONS*

"D"	"E"	"F"	"G"	"H"	"J"
23-7/8"	33-3/4" to 34-3/4"	23-5/8"*	25-1/2*	46-3/8"*	25-3/4"*
(60.7 cm)	(85.7 cm to 88.3 cm)	(60 cm)	(64.8 cm)	(117.8 cm)	(65.4 cm)

PRODUCT SPECIFICATIONS

Capacity	5.5 cu. ft.
Cord Length	6 ft.
Electrical Requirements	115V / 60 Hz / 15A
ENERGY STAR	Yes
Refrigerant Type	R600a
Sabbath Mode	Yes
Shipping Dimensions	28" W x 31" D x 37" H
Shipping Weight	160 lbs
Temperature Range	34°F to 60°F

For comprehensive installation instructions, please visit marvelrefrigeration.com to access the owner's guide. All specifications are subject to change without notice.



MLBV215

15" BEVERAGE CENTER

MARVEL CLASSIC COLLECTION



MAIN FEATURES

- 2.7 cu ft. capacity stores up to 72 cans (12-oz) and 3 wine bottles
- Includes black steel-framed glass cantilevered shelves
- One 3-in-1 Convertible Shelf featuring removable glass pane with wine rack option to store a combination of food, beverages or wine
- Cantilevered shelving system can hold up to 35 lbs and features 11 adjustable heights
- Dynamic cooling technology delivers rapid cool down, frost-free operation, and temperature stability
- Argon-filled, UV-resistant tinted dual pane glass door options protect contents
- Digital controls allow you to select a temperature from 34°F to 60°F
- Door ajar and high/low temperature alerts
- Arctic white LED theater-style lighting
- Elegant midnight black interior
- Reversible door allows for right or left swing

WARRANTY

- 1-year parts and labor warranty and 5-year sealed system parts warranty (see complete warranty for details)

FINISH OPTIONS

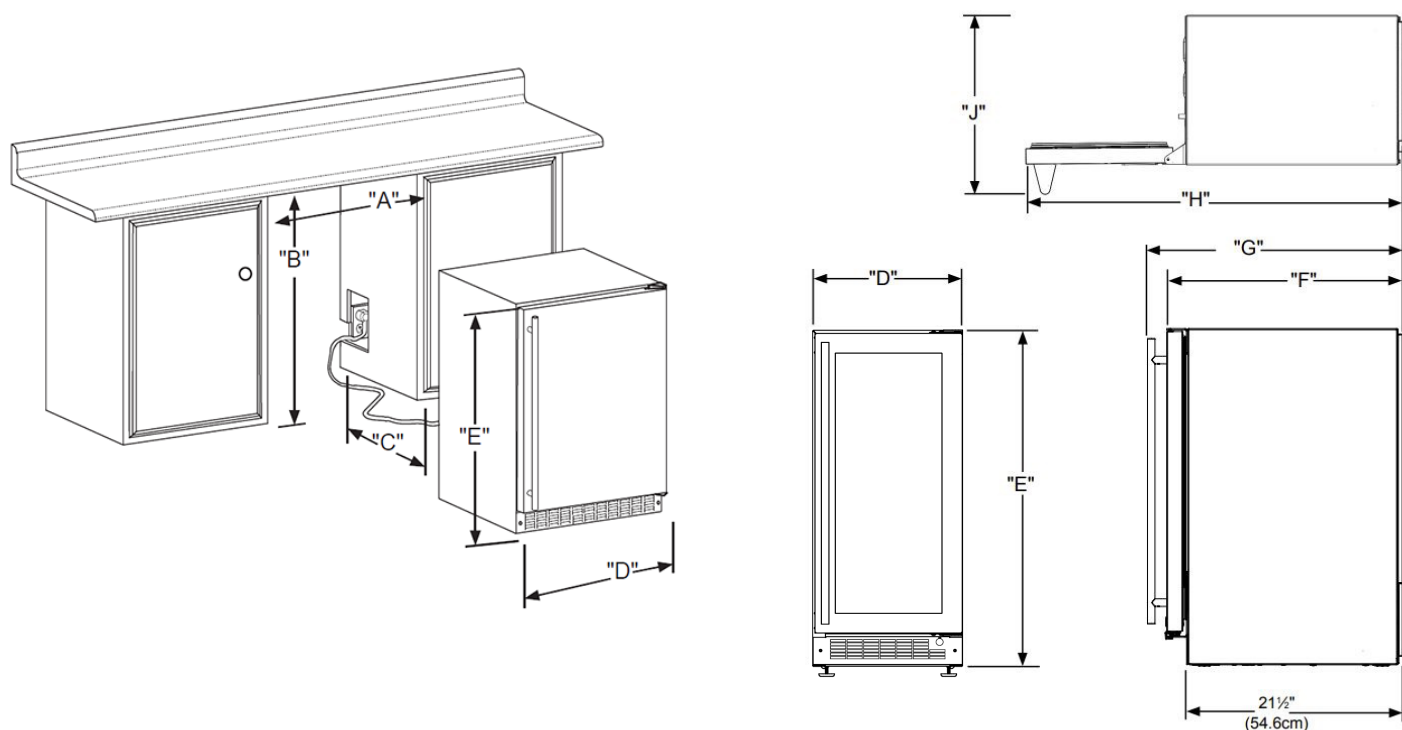


DOOR STYLE	MODEL NUMBER
Stainless Steel Frame Glass	MLBV215-SG01A
Panel Ready Frame Glass	MLBV215-IG01A
Solid Stainless Steel	MLBV215-SS01A
Solid Panel Ready	MLBV215-IS01A





DIMENSIONAL DRAWINGS



ROUGH IN DIMENSIONS*

"A"	"B"	"C"
15"	34" to 35"	24"
(38.1 cm)	(86.4 cm to 88.9 cm)	(61 cm)

CABINET DIMENSIONS*

"D"	"E"	"F"	"G"	"H"	"J"
14-7/8"	33-3/4" to 34-3/4"	23-5/8"*	25-1/2"*	37-3/8"*	16-5/8"*
(37.8 cm)	(85.7 cm to 88.3 cm)	(60 cm)	(64.8 cm)	(94.9 cm)	(42.2 cm)

*Stainless steel model dimensions only. For panel-ready models, see the owner's guide online at marvelrefrigeration.com.

PRODUCT SPECIFICATIONS

Capacity	2.7 cu. ft.
Cord Length	6 ft.
Electrical Requirements	115V / 60 Hz / 15A
ENERGY STAR	Yes
Panel Height	29-21/32" (75.4 cm)
Panel Thickness	5/8" (1.6 cm) or 3/4" (1.9 cm)
Panel Type	2-3/4" (7 cm) Frame Panel or Solid Panel
Panel Width	14-5/8" (37.5 cm)
Refrigerant Type	R600a

Sabbath Mode	Yes
Shipping Dimensions	19" W x 31" D x 37" H
Shipping Weight	125 lbs
Temperature Range	34°F to 60°F

For comprehensive installation instructions, including panel overlay details, please visit marvelrefrigeration.com to access the owner's guide. All specifications are subject to change without notice.



MLWD224

24" DUAL ZONE WINE REFRIGERATOR

MARVEL CLASSIC COLLECTION



MAIN FEATURES

- 4.9 cu ft. capacity stores up to 40 bottles of wine
- Upper zone includes three 8-bottle wine racks
- Lower zone includes one 8-bottle rack and two 4-bottle half-depth wine racks
- Accommodates a variety of bottles sizes
- Vibration neutralization system protects wine from agitation
- Dynamic cooling technology delivers rapid cool down, frost-free operation, and temperature stability
- Argon-filled, UV-resistant tinted dual pane glass door options protect contents
- Digital controls allow you to select a temperature for each zone - Upper zone: 38°F to 65°F, Lower zone: 38°F to 65°F (The lower temperature must be equal to or greater than the upper temperature, maximum 20° higher)
- Door ajar and high/low temperature alerts
- Arctic white LED theater-style lighting
- Elegant midnight black interior
- Maple shelf fronts, stainable to match cabinetry
- Reversible door allows for right or left swing
- Panel ready model requires 3/4" or 5/8" custom panel and handle (not supplied by Marvel)

WARRANTY

- 1-year parts and labor warranty and 5-year sealed system parts warranty (see complete warranty for details)

FINISH OPTIONS

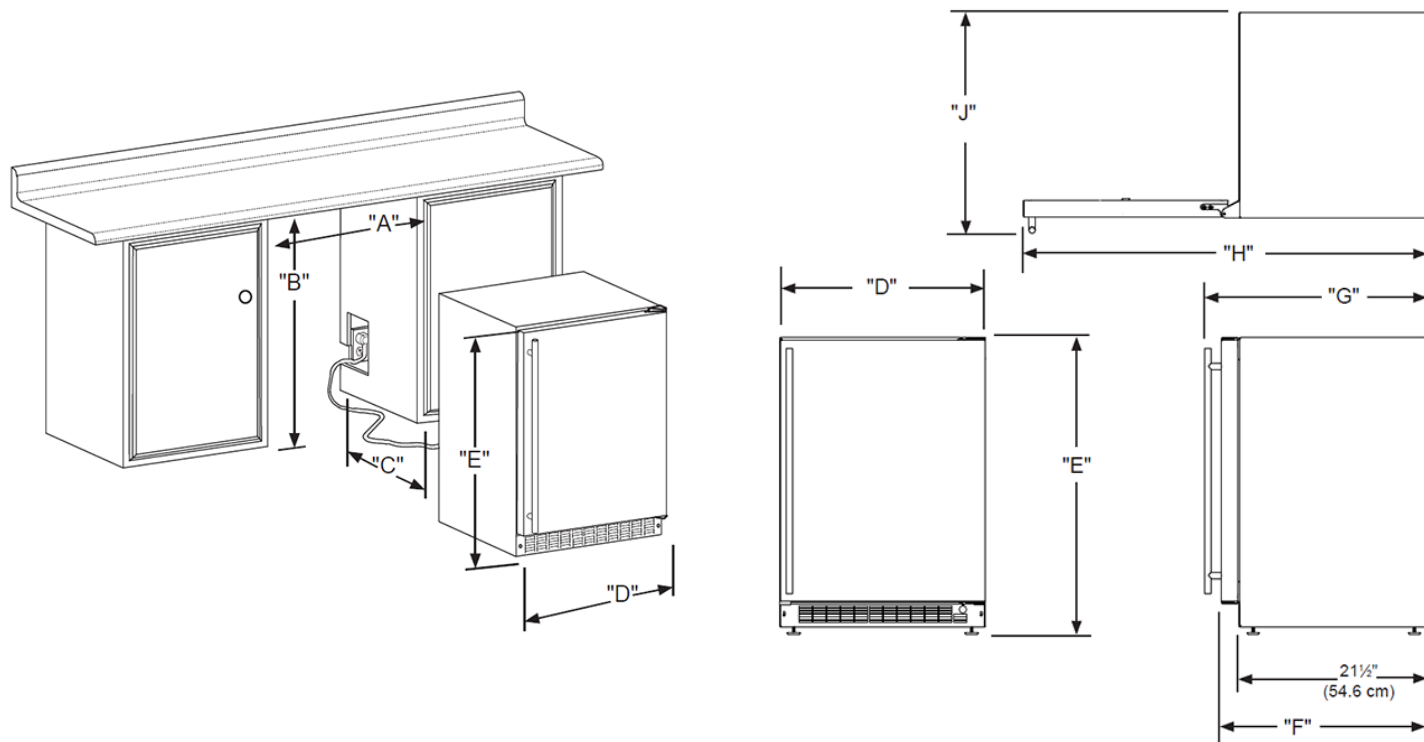


DOOR STYLE	MODEL NUMBER
Stainless Steel Frame Glass	MLWD224-SG01A
Panel Ready Frame Glass	MLWD224-IG01A
Solid Stainless Steel	MLWD224-SS01A
Solid Panel Ready	MLWD224-IS01A





DIMENSIONAL DRAWINGS



ROUGH IN DIMENSIONS*

"A"	"B"	"C"
24"	34" to 35"	24"
(61 cm)	(86.4 to 88.9 cm)	(61 cm)

CABINET DIMENSIONS*

"D"	"E"	"F"	"G"	"H"	"J"
23-7/8"	33-3/4" to 34-3/4"	23-5/8"*	25-1/2*	46-3/8"*	25-3/4"*
(60.7 cm)	(85.7 cm to 88.3 cm)	(60 cm)	(64.8 cm)	(117.8 cm)	(65.4 cm)

*Stainless steel model dimensions only. For panel-ready models, see the owner's guide online at marvelrefrigeration.com.

PRODUCT SPECIFICATIONS

Capacity	4.9 cu. ft.
Cord Length	6 ft.
Electrical Requirements	115V / 60 Hz / 15A
ENERGY STAR	No
Panel Height	29-21/32" (75.3 cm)
Panel Thickness	5/8" (1.6 cm) or 3/4" (1.9 cm)
Panel Type	2-3/4" (7 cm) Frame Panel or Solid Panel
Panel Width	23-5/8" (60 cm)
Refrigerant Type	R600a

Sabbath Mode	Yes
Shipping Dimensions	28" W x 31" D x 37" H
Shipping Weight	160 lbs
Temperature Range	Upper zone: 38°F to 65°F Lower zone: 38°F to 65°F

For comprehensive installation instructions, including panel overlay details, please visit marvelrefrigeration.com to access the owner's guide. All specifications are subject to change without notice.



MLWC324

24" WINE REFRIGERATOR

MARVEL CLASSIC COLLECTION



MAIN FEATURES

- 5.3 cu ft. capacity stores up to 45 bottles of wine
- Includes five 8-bottle wire wine racks and one 5-bottle gallery wine rack
- Accommodates a variety of bottles sizes
- Vibration neutralization system protects wine from agitation
- Dynamic cooling technology delivers rapid cool down, frost-free operation, and temperature stability
- Argon-filled, UV-resistant tinted dual pane glass door options protect contents
- Digital controls allow you to select a temperature from 34°F to 60°F
- Arctic white LED theater-style lighting
- Elegant midnight black interior
- Maple shelf fronts, stainable to match cabinetry
- Reversible door allows for right or left swing
- Panel ready model requires 3/4" or 5/8" custom panel and handle (not supplied by Marvel)

WARRANTY

- 1-year parts and labor warranty and 5-year sealed system parts warranty (see complete warranty for details)

FINISH OPTIONS

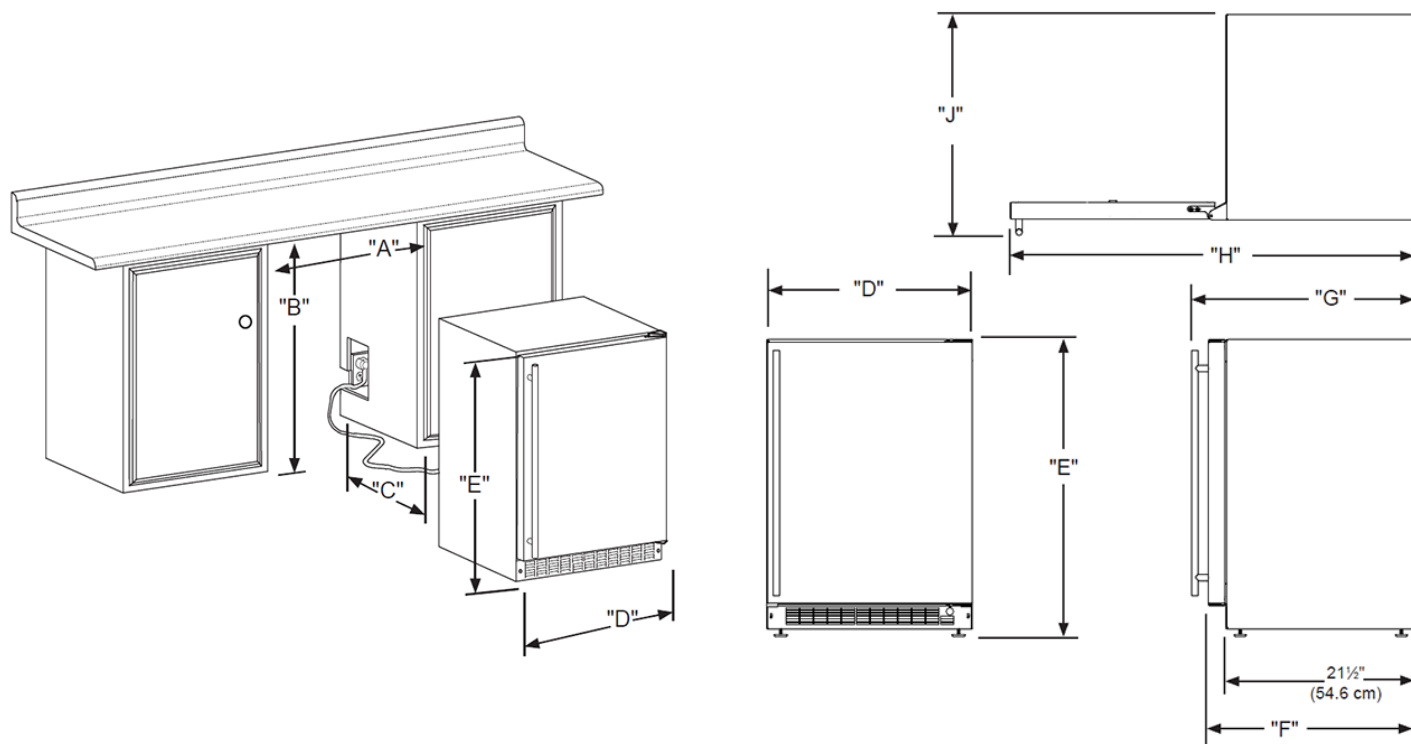


DOOR STYLE	MODEL NUMBER
Stainless Steel Frame Glass	MLWC324-SG01A
Panel Ready Frame Glass	MLWC324-IG01A
Solid Stainless Steel	MLWC324-SS01A
Solid Panel Ready	MLWC324-IS01A





DIMENSIONAL DRAWINGS



ROUGH IN DIMENSIONS*

"A"	"B"	"C"
24"	34" to 35"	24"
(61 cm)	(86.4 to 88.9 cm)	(61 cm)

CABINET DIMENSIONS*

"D"	"E"	"F"	"G"	"H"	"J"
23-7/8"	33-3/4" to 34-3/4"	23-5/8"*	25-1/2*	46-3/8"*	25-3/4"*
(60.7 cm)	(85.7 cm to 88.3 cm)	(60 cm)	(64.8 cm)	(117.8 cm)	(65.4 cm)

*Stainless steel model dimensions only. For panel-ready models, see the owner's guide online at marvelrefrigeration.com.

PRODUCT SPECIFICATIONS

Capacity	5.3 cu. ft.
Cord Length	6 ft.
Electrical Requirements	115V / 60 Hz / 15A
ENERGY STAR	No
Panel Height	29-21/32" (75.3 cm)
Panel Thickness	5/8" (1.6 cm) or 3/4" (1.9 cm)
Panel Type	2-3/4" (7 cm) Frame Panel or Solid Panel
Panel Width	23-5/8" (60 cm)
Refrigerant Type	R600a

Sabbath Mode	Yes
Shipping Dimensions	28" W x 31" D x 37" H
Shipping Weight	160 lbs
Temperature Range	34°F to 60°F

For comprehensive installation instructions, including panel overlay details, please visit marvelrefrigeration.com to access the owner's guide. All specifications are subject to change without notice.



MLWC224

24" WINE REFRIGERATOR

MARVEL CLASSIC COLLECTION



MAIN FEATURES

- 5.3 cu ft capacity stores up to 27 bottles of wine
- Two 7-bottle gallery display racks, one 8-bottle wine tray and one 5-bottle gallery display rack
- Accommodates a variety of bottle sizes
- Vibration neutralization system protects wine from agitation
- Dynamic cooling technology delivers rapid cool down, frost-free operation, and temperature stability
- Argon-filled, UV-resistant tinted dual pane glass door options protect contents
- Digital controls allow you to select a temperature from 34°F to 60°F
- Door ajar and high/low temperature alerts
- Arctic white LED theater-style lighting
- Elegant midnight black interior
- Maple shelf fronts, stainable to match cabinetry
- Reversible door allows for right or left swing

WARRANTY

- 1-year parts and labor warranty and 5-year sealed system parts warranty (see complete warranty for details)

FINISH OPTIONS

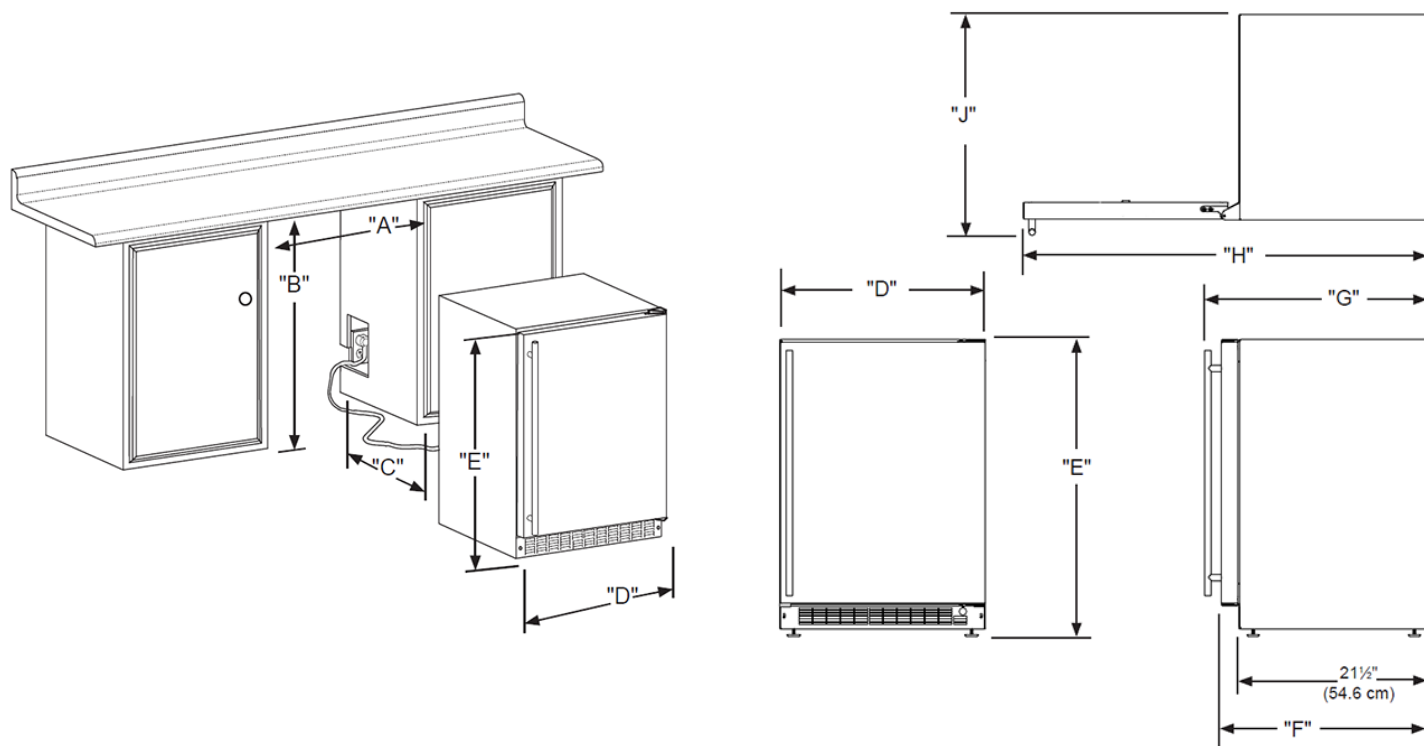


DOOR STYLE	MODEL NUMBER
Stainless Steel Frame Glass	MLWC224-SG01A





DIMENSIONAL DRAWINGS



ROUGH IN DIMENSIONS*

"A"	"B"	"C"
24"	34" to 35"	24"
(61 cm)	(86.4 to 88.9 cm)	(61 cm)

CABINET DIMENSIONS*

"D"	"E"	"F"	"G"	"H"	"J"
23-7/8"	33-3/4" to 34-3/4"	23-5/8"*	25-1/2*	46-3/8"*	25-3/4"*
(60.7 cm)	(85.7 cm to 88.3 cm)	(60 cm)	(64.8 cm)	(117.8 cm)	(65.4 cm)

PRODUCT SPECIFICATIONS

Capacity	5.3 cu. ft.
Cord Length	6 ft.
Electrical Requirements	115V / 60 Hz / 15A
ENERGY STAR	No
Refrigerant Type	R600a
Sabbath Mode	Yes
Shipping Dimensions	28" W x 31" D x 37" H
Shipping Weight	160 lbs
Temperature Range	34°F to 60°F

For comprehensive installation instructions, please visit marvelrefrigeration.com to access the owner's guide. All specifications are subject to change without notice.



MLWC124

24" WINE REFRIGERATOR

MARVEL CLASSIC COLLECTION



MAIN FEATURES

- 5.3 cu ft capacity stores up to 54 bottles of wine
- Six 8-bottle glide-out wine racks and one 6-bottle fixed wine cradle
- Accommodates a variety of bottle sizes
- Vibration neutralization system protects wine from agitation
- Dynamic cooling technology delivers rapid cool down, frost-free operation, and temperature stability
- Argon-filled, UV-resistant tinted dual pane glass door options protect contents
- Digital controls allow you to select a temperature from 34°F to 60°F
- Door ajar and high/low temperature alerts
- Arctic white LED theater-style lighting
- Elegant midnight black interior
- Maple shelf fronts, stainable to match cabinetry
- Reversible door allows for right or left swing

WARRANTY

- 1-year parts and labor warranty and 5-year sealed system parts warranty (see complete warranty for details)

FINISH OPTIONS



DOOR STYLE

Stainless Steel Frame Glass

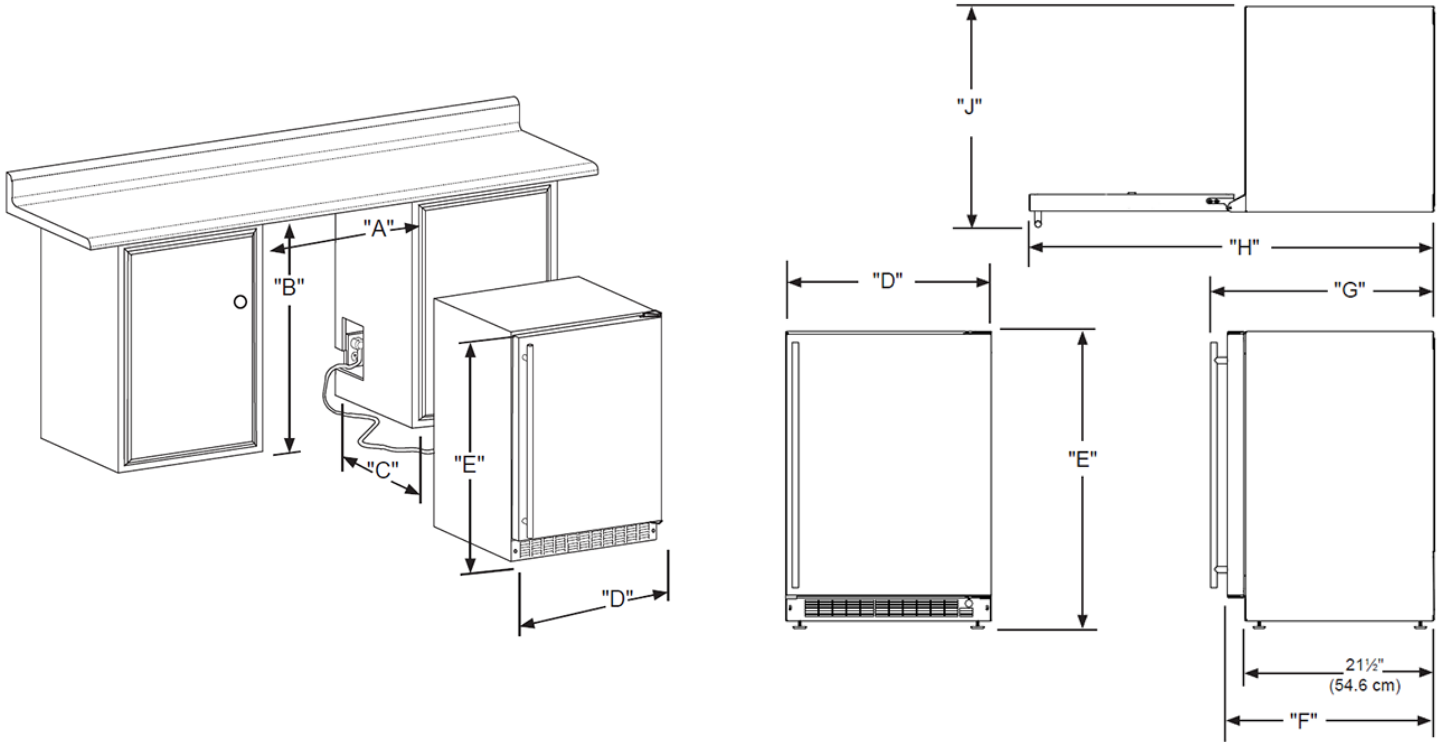
MODEL NUMBER

MLWC124-SG01A





DIMENSIONAL DRAWINGS



ROUGH IN DIMENSIONS*

"A"	"B"	"C"
24"	34" to 35"	24"
(61 cm)	(86.4 to 88.9 cm)	(61 cm)

CABINET DIMENSIONS*

"D"	"E"	"F"	"G"	"H"	"J"
23-7/8"	33-3/4" to 34-3/4"	23-5/8"*	25-1/2*	46-3/8"*	25-3/4"*
(60.7 cm)	(85.7 cm to 88.3 cm)	(60 cm)	(64.8 cm)	(117.8 cm)	(65.4 cm)

PRODUCT SPECIFICATIONS

- Capacity** 5.3 cu. ft.
- Cord Length** 6 ft.
- Electrical Requirements** 115V / 60 Hz / 15A
- ENERGY STAR** No
- Refrigerant Type** R600a
- Sabbath Mode** Yes
- Shipping Dimensions** 28" W x 31" D x 37" H
- Shipping Weight** 160 lbs
- Temperature Range** 34°F to 60°F

For comprehensive installation instructions, please visit marvelrefrigeration.com to access the owner's guide. All specifications are subject to change without notice.



MLWC024

24" WINE REFRIGERATOR

MARVEL CLASSIC COLLECTION



MAIN FEATURES

- 5.7 cu ft capacity stores up to 38 bottles of wine
- Four 8-bottle wine racks
- Accommodates a variety of bottle sizes
- Vibration neutralization system protects wine from agitation
- Dynamic cooling technology delivers rapid cool down, frost-free operation, and temperature stability
- Argon-filled, UV-resistant tinted dual pane glass door options protect contents
- Digital controls allow you to select a temperature from 34°F to 60°F
- Door ajar and high/low temperature alerts
- Arctic white LED theater-style lighting
- Elegant midnight black interior
- Reversible door allows for right or left swing

WARRANTY

- 1-year parts and labor warranty and 5-year sealed system parts warranty (see complete warranty for details)

FINISH OPTIONS

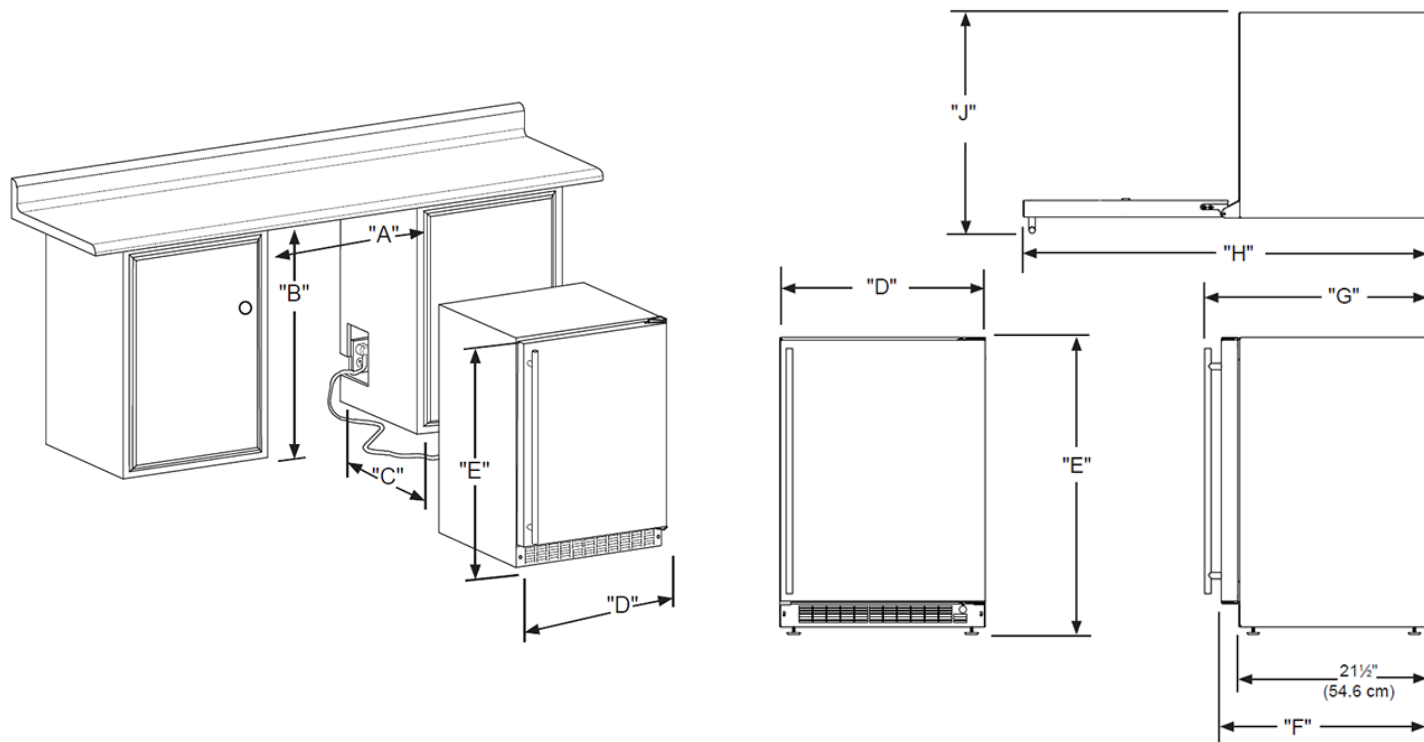


DOOR STYLE	MODEL NUMBER
Stainless Steel Frame Glass	MLWC024-SG01A





DIMENSIONAL DRAWINGS



ROUGH IN DIMENSIONS*

"A"	"B"	"C"
24"	34" to 35"	24"
(61 cm)	(86.4 to 88.9 cm)	(61 cm)

CABINET DIMENSIONS*

"D"	"E"	"F"	"G"	"H"	"J"
23-7/8"	33-3/4" to 34-3/4"	23-5/8"*	25-1/2*	46-3/8"*	25-3/4"*
(60.7 cm)	(85.7 cm to 88.3 cm)	(60 cm)	(64.8 cm)	(117.8 cm)	(65.4 cm)

PRODUCT SPECIFICATIONS

Capacity	5.7 cu. ft.
Cord Length	6 ft.
Electrical Requirements	115V / 60 Hz / 15A
ENERGY STAR	No
Refrigerant Type	R600a
Sabbath Mode	Yes
Shipping Dimensions	28" W x 31" D x 37" H
Shipping Weight	160 lbs
Temperature Range	34°F to 60°F

For comprehensive installation instructions, please visit marvelrefrigeration.com to access the owner's guide. All specifications are subject to change without notice.



MLWC215

15" WINE REFRIGERATOR



MARVEL CLASSIC COLLECTION

MAIN FEATURES

- 2.7 cu ft. capacity stores up to 24 bottles of wine
- Six 4-bottle wine racks
- Accommodates a variety of bottle sizes
- Dynamic cooling technology delivers rapid cool down, frost-free operation, and temperature stability
- Argon-filled, UV-resistant tinted dual pane glass door options protect contents
- Vibration neutralization system protects wine from agitation
- Digital controls allow you to select a temperature from 34°F to 60°F
- Door ajar and high/low temperature alerts
- Arctic white LED theater-style lighting
- Elegant midnight black interior
- Stainable maple shelf fronts
- Reversible door allows for right or left swing

WARRANTY

- 1-year parts and labor warranty and 5-year sealed system parts warranty (see complete warranty for details)

FINISH OPTIONS

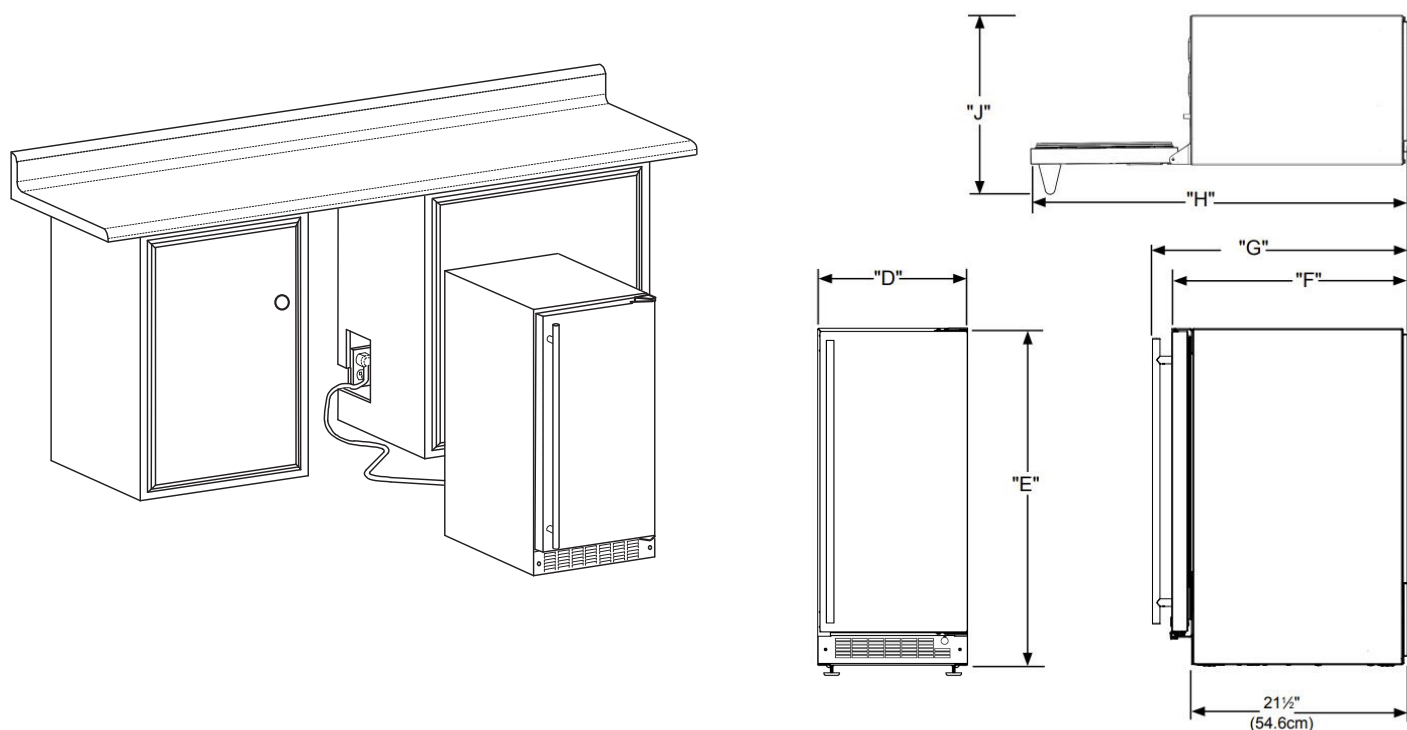


DOOR STYLE	MODEL NUMBER
Stainless Steel Frame Glass	MLWC215-SG01A
Panel Ready Frame Glass	MLWC215-IG01A
Solid Stainless Steel	MLWC215-SS01A
Solid Panel Ready	MLWC215-IS01A





DIMENSIONAL DRAWINGS



ROUGH IN DIMENSIONS*

"A"	"B"	"C"
15"	34" to 35"	24"
(38.1 cm)	(86.4 cm to 88.9 cm)	(61 cm)

CABINET DIMENSIONS*

"D"	"E"	"F"	"G"	"H"	"J"
14-7/8"	33-3/4" to 34-3/4"	23-5/8"*	25-1/2"*	37-3/8"*	16-5/8"*
(37.8 cm)	(85.7 cm to 88.3 cm)	(60 cm)	(64.8 cm)	(94.9 cm)	(42.2 cm)

*Stainless steel model dimensions only. For panel-ready models, see the owner's guide online at marvelrefrigeration.com.

PRODUCT SPECIFICATIONS

Capacity	2.7 cu. ft.
Cord Length	6 ft.
Electrical Requirements	115V / 60 Hz / 15A
ENERGY STAR	Yes
Panel Height	29-21/32" (75.4 cm)
Panel Thickness	5/8" (1.6 cm) or 3/4" (1.9 cm)
Panel Type	2-3/4" (7 cm) Frame Panel or Solid Panel
Panel Width	14-5/8" (37.6 cm)
Refrigerant Type	R600a

Sabbath Mode	Yes
Shipping Dimensions	19" W x 31" D x 37" H
Shipping Weight	125 lbs
Temperature Range	34°F to 60°F

For comprehensive installation instructions, including panel overlay details, please visit marvelrefrigeration.com to access the owner's guide. All specifications are subject to change without notice.



MLWC115

15" WINE REFRIGERATOR

MARVEL CLASSIC COLLECTION



MAIN FEATURES

- 2.7 cu ft. capacity stores up to 23 bottles of wine
- Five 4-bottle glide out wine racks and one 3-bottle wine cradle
- Accommodates a variety of bottle sizes
- Dynamic cooling technology delivers rapid cool down, frost-free operation, and temperature stability
- Argon-filled, UV-resistant tinted dual pane glass door options protect contents
- Vibration neutralization system protects wine from agitation
- Digital controls allow you to select a temperature from 34°F to 60°F
- Door ajar and high/low temperature alerts
- Arctic white LED theater-style lighting
- Elegant midnight black interior
- Stainable maple shelf fronts
- Reversible door allows for right or left swing

WARRANTY

- 1-year parts and labor warranty and 5-year sealed system parts warranty (see complete warranty for details)

FINISH OPTIONS



DOOR STYLE

Stainless Steel Frame Glass

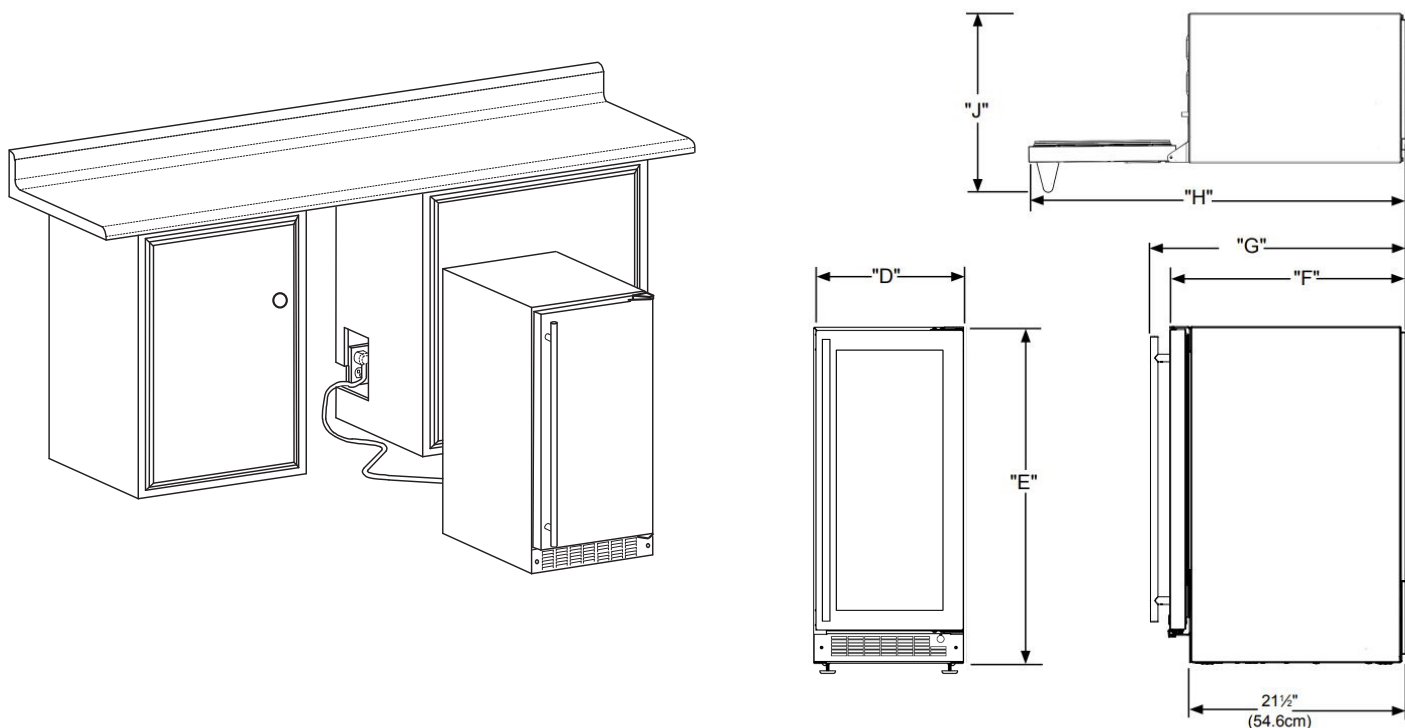
MODEL NUMBER

MLWC115-SG01A





DIMENSIONAL DRAWINGS



ROUGH IN DIMENSIONS*

"A"	"B"	"C"
15"	34" to 35"	24"
(38.1 cm)	(86.4 cm to 88.9 cm)	(61 cm)

CABINET DIMENSIONS*

"D"	"E"	"F"	"G"	"H"	"J"
14-7/8"	33-3/4" to 34-3/4"	23-5/8"*	25-1/2"*	37-3/8"*	16-5/8"*
(37.8 cm)	(85.7 cm to 88.3 cm)	(60 cm)	(64.8 cm)	(94.9 cm)	(42.2 cm)

PRODUCT SPECIFICATIONS

Capacity	2.7 cu. ft.
Cord Length	6 ft.
Electrical Requirements	115V / 60 Hz / 15A
ENERGY STAR	Yes
Refrigerant Type	R600a
Sabbath Mode	Yes
Shipping Dimensions	19" W x 31" D x 37" H
Shipping Weight	125 lbs
Temperature Range	34°F to 60°F

For comprehensive installation instructions, please visit marvelrefrigeration.com to access the owner's guide. All specifications are subject to change without notice.



MLRE224

24" REFRIGERATOR



BrightShield protects against viruses, bacteria, mold and mildew.



MARVEL CLASSIC COLLECTION

MAIN FEATURES

- Models with BrightShield™ antimicrobial lighting create a more hygienic environment for foods and beverages
- 5.3 cu ft. capacity stores up to 162 cans (12-oz) and/or 7 bottles of wine
- 3-in-1 Split Convertible Shelf with removable glass pane converts to wine rack to store a combination of food, beverages or wine
- Half-width shelf allows for tall item storage
- MaxStore bin stores loose items
- Cantilevered shelving system can hold up to 35 lbs and features 11 adjustable heights
- Dynamic cooling technology delivers rapid cool down, frost-free operation, and temperature stability
- Argon-filled, UV-resistant tinted dual pane glass door options protect contents
- Digital controls allow you to select a temperature from 34°F to 60°F
- Door ajar and high/low temperature alerts
- Adjustable LED theater style lighting in arctic white (non-Brightshield models)
- Elegant midnight black interior
- Solid black shelf fronts
- Reversible soft-close door allows for right or left swing
- Panel ready model requires 3/4" or 5/8" custom panel and handle (not supplied by Marvel)

WARRANTY

- 1-year parts and labor warranty and 5-year sealed system parts warranty (see complete warranty for details)

FINISH OPTIONS



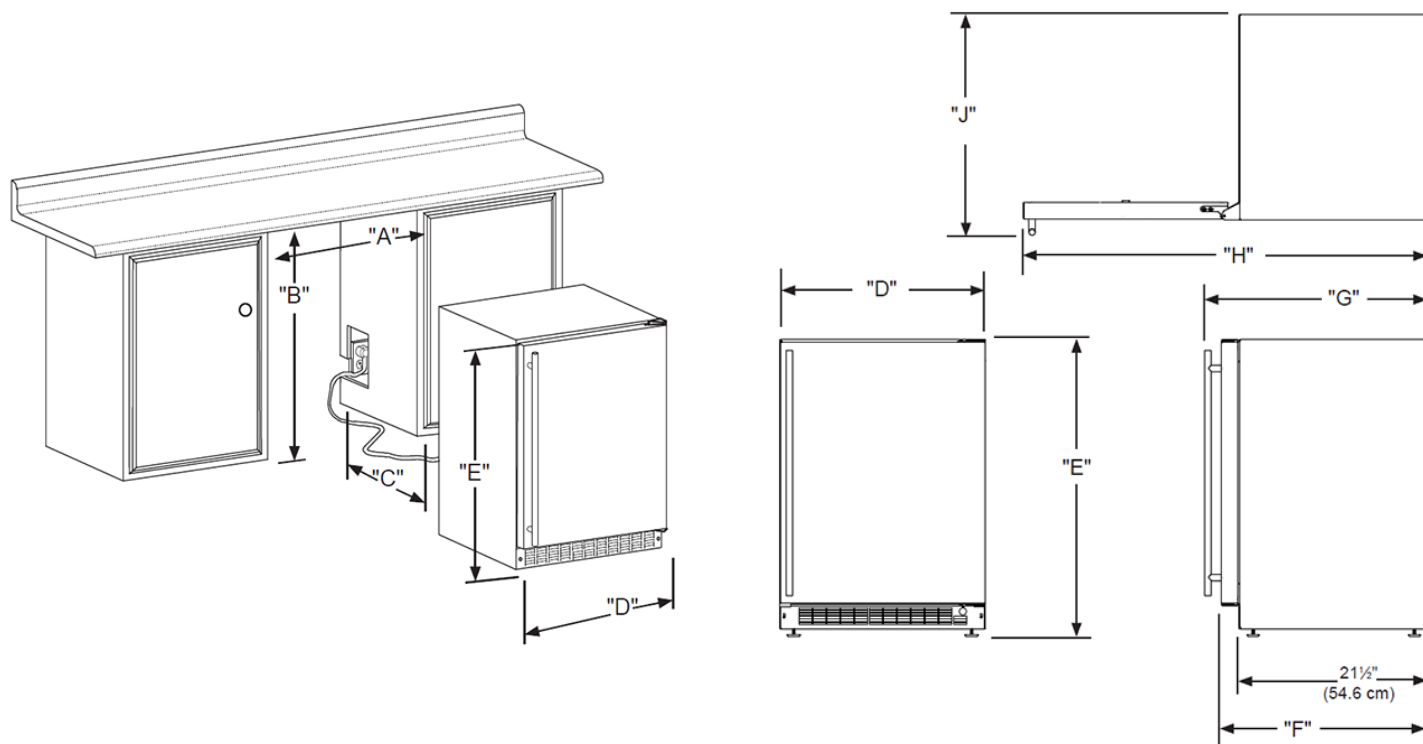
DOOR STYLE	MODEL NUMBER
Stainless Steel Frame Glass	MLRE224-SG01A
Panel Ready Frame Glass	MLRE224-IG01A
Solid Stainless Steel	MLRE224-SS01A
Solid Panel Ready	MLRE224-IS01A
Black Frame Glass	MLRE224-BG01A

BRIGHTSHIELD™ MODELS	MODEL NUMBER
Stainless Steel Frame Glass	MLRE224-SG81A
Panel Ready Frame Glass	MLRE224-IG81A
Solid Stainless Steel	MLRE224-SS81A
Solid Panel Ready	MLRE224-IS81A
Black Frame Glass	MLRE224-BG81A





DIMENSIONAL DRAWINGS



ROUGH IN DIMENSIONS*

"A"	"B"	"C"
24"	34" to 35"	24"
(61 cm)	(86.4 to 88.9 cm)	(61 cm)

CABINET DIMENSIONS*

"D"	"E"	"F"	"G"	"H"	"J"
23-7/8"	33-3/4" to 34-3/4"	23-5/8"*	25-1/2*	46-3/8"*	25-3/4"*
(60.7 cm)	(85.7 cm to 88.3 cm)	(60 cm)	(64.8 cm)	(117.8 cm)	(65.4 cm)

*Stainless steel model dimensions only. For panel-ready models, see the owner's guide online at marvelrefrigeration.com.

PRODUCT SPECIFICATIONS

Capacity	5.3 cu. ft.
Cord Length	6 ft.
Electrical Requirements	115V / 60 Hz / 15A
ENERGY STAR	Yes
Panel Height	29-21/32" (75.3 cm)
Panel Thickness	5/8" (1.6 cm) or 3/4" (1.9 cm)
Panel Type	2-3/4" (7 cm) Frame Panel or Solid Panel
Panel Width	23-5/8" (60 cm)
Refrigerant Type	R600a

Sabbath Mode	Yes
Shipping Dimensions	28" W x 31" D x 37" H
Shipping Weight	160 lbs
Temperature Range	34°F to 60°F

For comprehensive installation instructions, including panel overlay details, please visit marvelrefrigeration.com to access the owner's guide. All specifications are subject to change without notice.



MLRE124

24" REFRIGERATOR

MARVEL CLASSIC COLLECTION



MAIN FEATURES

- 5.1 cu ft. capacity stores up to 115 cans (12-oz)
- MaxStore bin organizes loose items
- Half-width shelf allows for tall item storage
- Includes 1 cantilevered black steel-framed glass shelf and 1 fixed steel-framed glass shelf
- Cantilevered shelving system can hold up to 35 lbs and features 11 adjustable heights
- Dynamic cooling technology delivers rapid cool down, frost-free operation, and temperature stability
- Digital controls allow you to select a temperature from 34°F to 60°F
- Door ajar and high/low temperature alerts
- Arctic white LED theater-style lighting
- Elegant midnight black interior
- Panel ready model requires 3/4" or 5/8" custom panel and handle (not supplied by Marvel)

WARRANTY

- 1-year parts and labor warranty and 5-year sealed system parts warranty (see complete warranty for details)

FINISH OPTIONS

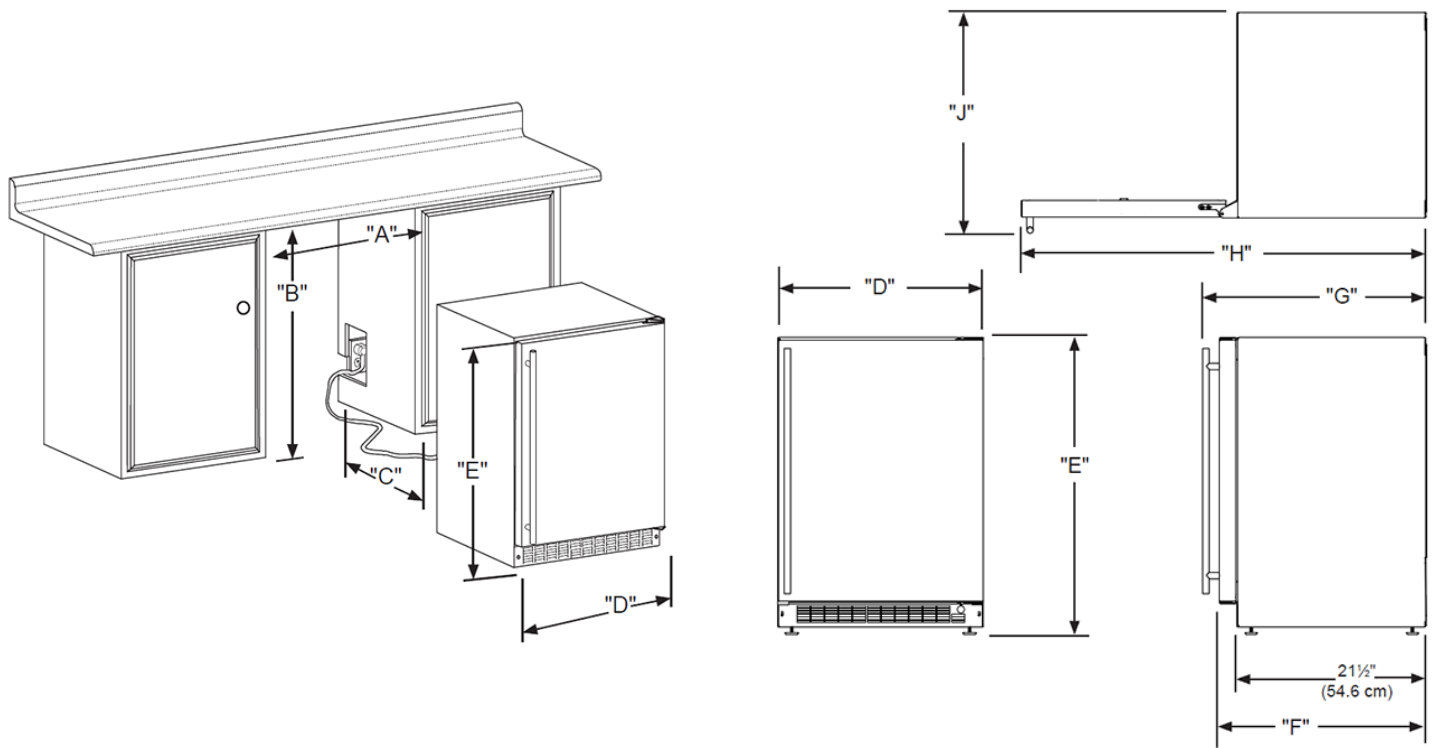


DOOR STYLE	DOOR SWING	MODEL NUMBER
Solid Stainless Steel	Right Hinge	MLRE124-SS11A
Solid Stainless Steel	Left Hinge	MLRE124-SS21A
Solid Panel Ready	Right Hinge	MLRE124-IS11A
Solid Panel Ready	Left Hinge	MLRE124-IS21A





DIMENSIONAL DRAWINGS



ROUGH IN DIMENSIONS*

"A"	"B"	"C"
24"	34" to 35"	24"
(61 cm)	(86.4 to 88.9 cm)	(61 cm)

CABINET DIMENSIONS*

"D"	"E"	"F"	"G"	"H"	"J"
23-7/8"	33-3/4" to 34-3/4"	23-5/8"*	25-1/2*	46-3/8"*	25-3/4"*
(60.7 cm)	(85.7 cm to 88.3 cm)	(60 cm)	(64.8 cm)	(117.8 cm)	(65.4 cm)

*Stainless steel model dimensions only. For panel-ready models, see the owner's guide online at marvelrefrigeration.com.

PRODUCT SPECIFICATIONS

Capacity	5.1 cu. ft.
Cord Length	6 ft.
Electrical Requirements	115V / 60 Hz / 15A
ENERGY STAR	Yes
Panel Height	29-21/32" (75.3 cm)
Panel Thickness	5/8" (1.6 cm) or 3/4" (1.9 cm)
Panel Type	2-3/4" (7 cm) Solid Panel
Panel Width	23-5/8" (60 cm)
Refrigerant Type	R600a

Sabbath Mode	Yes
Shipping Dimensions	28" W x 31" D x 37" H
Shipping Weight	160 lbs
Temperature Range	34°F to 60°F

For comprehensive installation instructions, including panel overlay details, please visit marvelrefrigeration.com to access the owner's guide. All specifications are subject to change without notice.



MLRE024

24" REFRIGERATOR

MARVEL CLASSIC COLLECTION



MAIN FEATURES

- 5.3 cu ft capacity stores up to 190 cans (12-oz)
- Includes 2 cantilevered steel shelves
- Cantilevered shelving system can hold up to 35 lbs and features 11 adjustable heights
- Dynamic cooling technology delivers rapid cool down, frost-free operation, and temperature stability
- Digital controls allow you to select a temperature from 34°F to 60°F
- Door ajar and high/low temperature alerts
- Arctic white LED theater-style lighting
- Elegant midnight black interior
- Reversible door allows for right or left swing

WARRANTY

- 1-year parts and labor warranty and 5-year sealed system parts warranty (see complete warranty for details)

FINISH OPTIONS

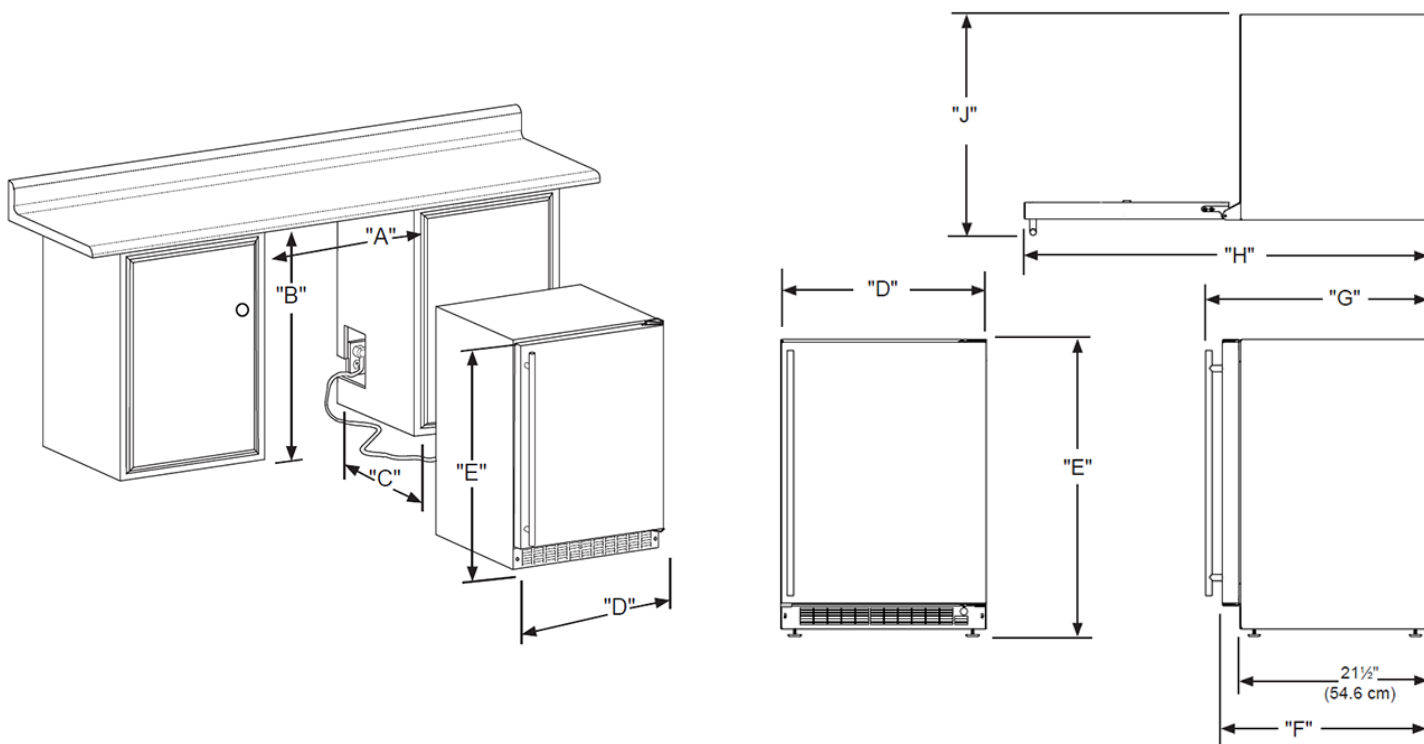


DOOR STYLE	MODEL NUMBER
Solid Stainless Steel	MLRE024-SS01A





DIMENSIONAL DRAWINGS



ROUGH IN DIMENSIONS*

"A"	"B"	"C"
24"	34" to 35"	24"
(61 cm)	(86.4 to 88.9 cm)	(61 cm)

CABINET DIMENSIONS*

"D"	"E"	"F"	"G"	"H"	"J"
23-7/8"	33-3/4" to 34-3/4"	23-5/8"*	25-1/2*	46-3/8"*	25-3/4"*
(60.7 cm)	(85.7 cm to 88.3 cm)	(60 cm)	(64.8 cm)	(117.8 cm)	(65.4 cm)

PRODUCT SPECIFICATIONS

Capacity	5.3 cu. ft.
Cord Length	6 ft.
Electrical Requirements	115V / 60 Hz / 15A
ENERGY STAR	Yes
Refrigerant Type	R600a
Sabbath Mode	Yes
Shipping Dimensions	28" W x 31" D x 37" H
Shipping Weight	160 lbs
Temperature Range	34°F to 60°F

For comprehensive installation instructions, please visit marvelrefrigeration.com to access the owner's guide. All specifications are subject to change without notice.



MLRE215

15" REFRIGERATOR



MARVEL CLASSIC COLLECTION

MAIN FEATURES

- 2.7 cu ft. capacity stores up to 72 cans (12-oz)
- Includes 2 cantilevered black steel-framed glass shelves
- Cantilevered shelving system can hold up to 35 lbs and features 11 adjustable heights
- Dynamic cooling technology delivers rapid cool down, frost-free operation, and temperature stability
- Argon-filled, UV-resistant tinted dual pane glass door options protect contents
- Digital controls allow you to select a temperature from 34°F to 60°F
- Door ajar and high/low temperature alerts
- Arctic white LED theater-style lighting
- Elegant midnight black interior
- Reversible door allows for right or left swing

WARRANTY

- 1-year parts and labor warranty and 5-year sealed system parts warranty (see complete warranty for details)

FINISH OPTIONS

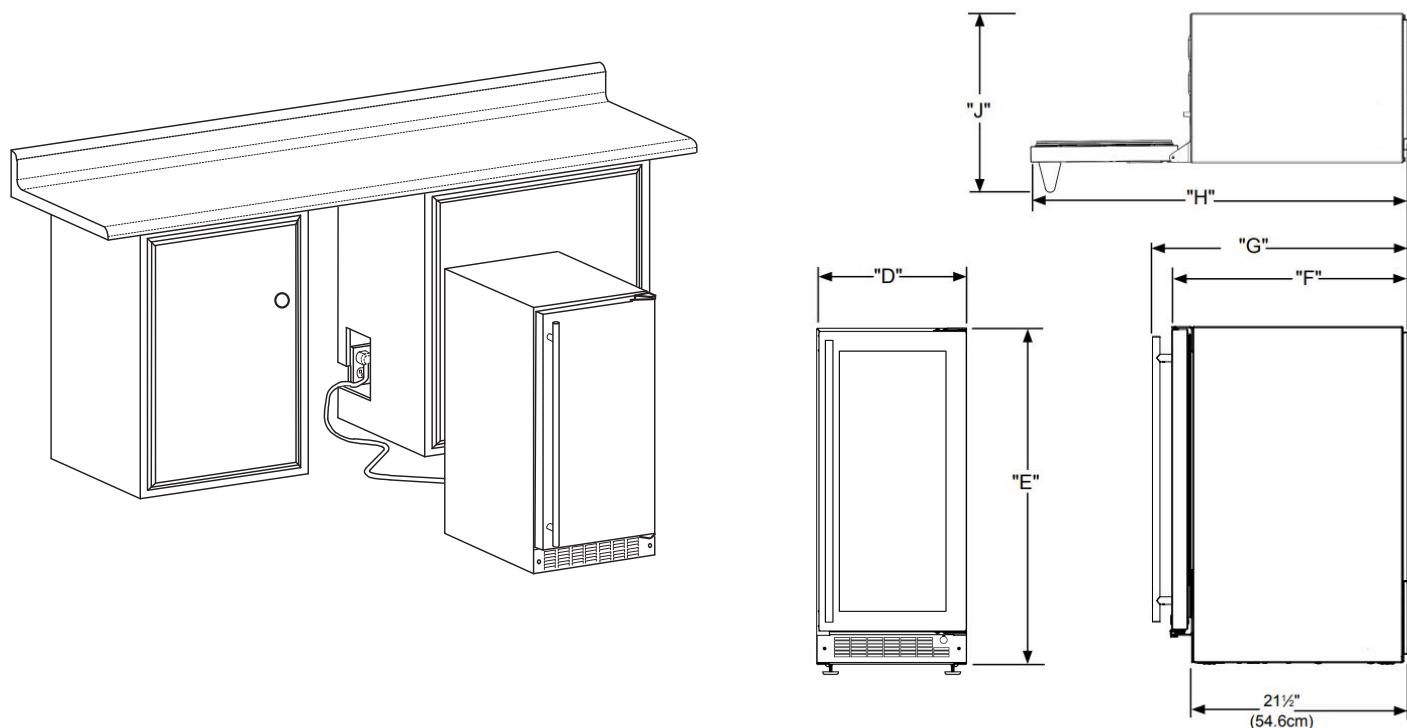


DOOR STYLE	MODEL NUMBER
Stainless Steel Frame Glass	MLRE215-SG01A
Panel Ready Frame Glass	MLRE215-IG01A
Solid Stainless Steel	MLRE215-SS01A
Solid Panel Ready	MLRE215-IS01A





DIMENSIONAL DRAWINGS



ROUGH IN DIMENSIONS*

"A"	"B"	"C"
15"	34" to 35"	24"
(38.1 cm)	(86.4 cm to 88.9 cm)	(61 cm)

CABINET DIMENSIONS*

"D"	"E"	"F"	"G"	"H"	"J"
14-7/8"	33-3/4" to 34-3/4"	23-5/8"*	25-1/2"*	37-3/8"*	16-5/8"*
(37.8 cm)	(85.7 cm to 88.3 cm)	(60 cm)	(64.8 cm)	(94.9 cm)	(42.2 cm)

*Stainless steel model dimensions only. For panel-ready models, see the owner's guide online at marvelrefrigeration.com.

PRODUCT SPECIFICATIONS

Capacity	2.7 cu. ft.
Cord Length	6 ft.
Electrical Requirements	115V / 60 Hz / 15A
ENERGY STAR	Yes
Panel Height	29-21/32" (75.4 cm)
Panel Thickness	5/8" (1.6 cm) or 3/4" (1.9 cm)
Panel Type	2-3/4" (7 cm) Frame Panel or Solid Panel
Panel Width	14-5/8" (37.6 cm)
Refrigerant Type	R600a

Sabbath Mode	Yes
Shipping Dimensions	19" W x 31" D x 37" H
Shipping Weight	125 lbs
Temperature Range	34°F to 60°F

For comprehensive installation instructions, including panel overlay details, please visit marvelrefrigeration.com to access the owner's guide. All specifications are subject to change without notice.



MLDR224

24" REFRIGERATED DRAWERS

MARVEL CLASSIC COLLECTION



MAIN FEATURES

- 5.0 cu ft. capacity stores up to 108 cans (12-oz)
- Adjustable divider included in top drawer to organize and secure contents
- Dynamic cooling technology delivers rapid cool down, frost-free operation, and temperature stability
- Digital controls allow you to select a temperature from 34°F to 60°F
- Door ajar and high/low temperature alerts
- Arctic white LED theater-style lighting
- Arctic white interior
- Panel ready model requires 3/4" or 5/8" custom panel and handle (not supplied by Marvel)

WARRANTY

- 1-year parts and labor warranty and 5-year sealed system parts warranty (see complete warranty for details)

FINISH OPTIONS

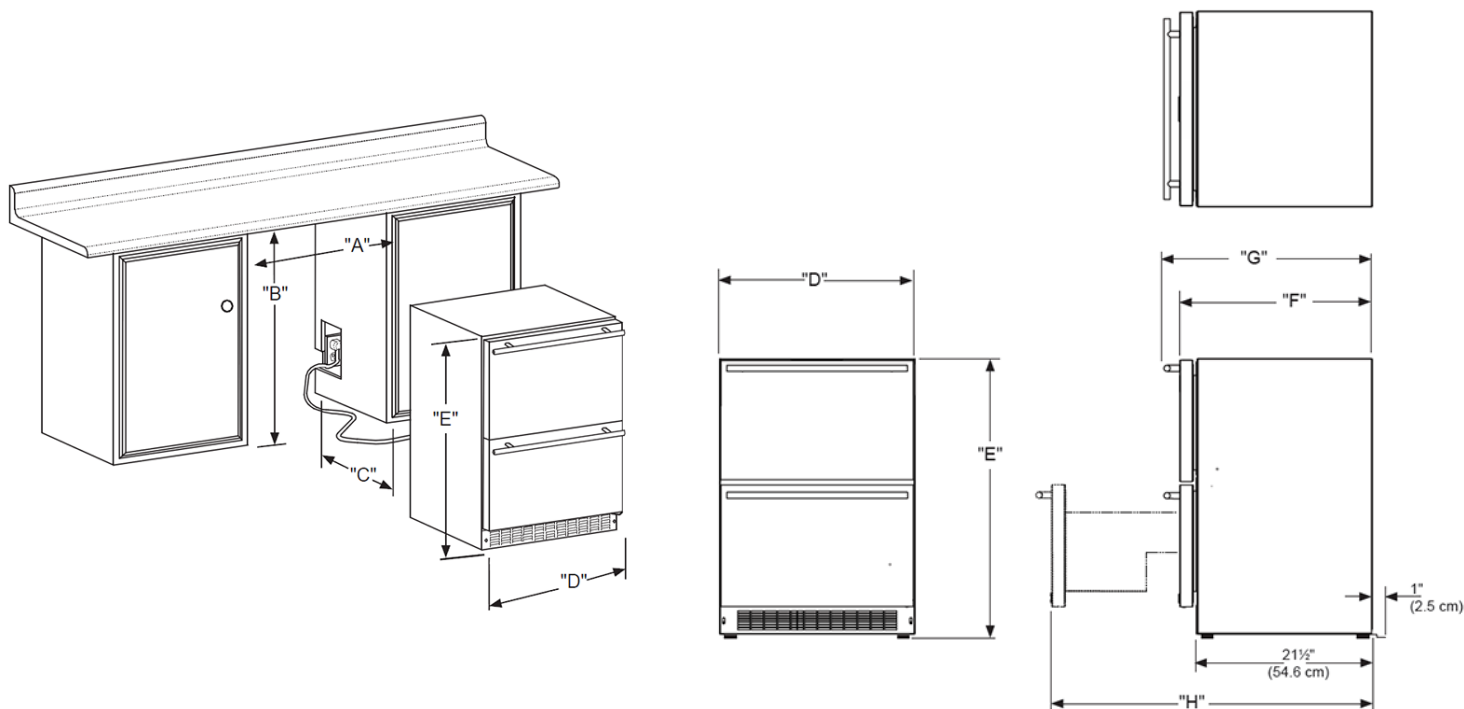


DOOR STYLE	MODEL NUMBER
Solid Stainless Steel	MLDR224-SS61A
Solid Panel Ready	MLDR224-IS61A





DIMENSIONAL DRAWINGS



ROUGH IN DIMENSIONS*

"A"	"B"	"C"
24"	34" to 35"	24"
(61 cm)	(86.4 cm to 88.9 cm)	(61 cm)

CABINET DIMENSIONS*

"D"	"E"	"F"	"G"	"H"	"J"
23-7/8"	33-3/4" to 34-3/4"	23-5/8"*	25-1/2*	39"*	40-7/8"*
(60.6 cm)	(85.7 cm to 88.3 cm)	(60 cm)	(64.8 cm)	(99.1 cm)	(103.8 cm)

*Stainless steel model dimensions only. For panel-ready models, see the owner's guide online at marvelrefrigeration.com.

PRODUCT SPECIFICATIONS

Capacity	5.0 cu. ft.
Cord Length	6 ft.
Electrical Requirements	115V / 60 Hz / 15A
ENERGY STAR	Yes
Panel Height	14-29/32" (37.9 cm)
Panel Thickness	5/8" (1.6 cm) or 3/4" (1.9 cm)
Panel Type	2-3/4" (7 cm) Solid Panel
Panel Width	23-5/8" (60 cm)
Refrigerant Type	R600a

Sabbath Mode	Yes
Shipping Dimensions	28" W x 31" D x 37" H
Shipping Weight	160 lbs
Temperature Range	34°F to 60°F

For comprehensive installation instructions, including panel overlay details, please visit marvelrefrigeration.com to access the owner's guide. All specifications are subject to change without notice.



MLRF224

24" REFRIGERATOR-FREEZER

MARVEL CLASSIC COLLECTION



MAIN FEATURES

- 3.9 cu ft. capacity stores up to 72 cans (12-oz)
- 1 cu ft. freezer can store up to 12 pints of ice cream
- MaxStore bin organizes loose items
- Includes 2 half-width cantilevered steel-framed glass shelves and 1 full-width fixed steel-framed glass shelf
- Dynamic cooling technology delivers rapid cool down, frost-free operation, and temperature stability
- Digital controls allow you to select a temperature for both the refrigerator and the freezer - Refrigerator: 34°F to 42°F, Freezer: 0°F to 5°F
- Door ajar and high/low temperature alerts
- Arctic white LED theater-style lighting
- Arctic white interior
- Reversible door allows for right or left swing
- Panel ready model requires 3/4" or 5/8" custom panel and handle (not supplied by Marvel)

WARRANTY

- 1-year parts and labor warranty and 5-year sealed system parts warranty (see complete warranty for details)

FINISH OPTIONS



DOOR STYLE

- Solid Stainless Steel
- Solid Panel Ready

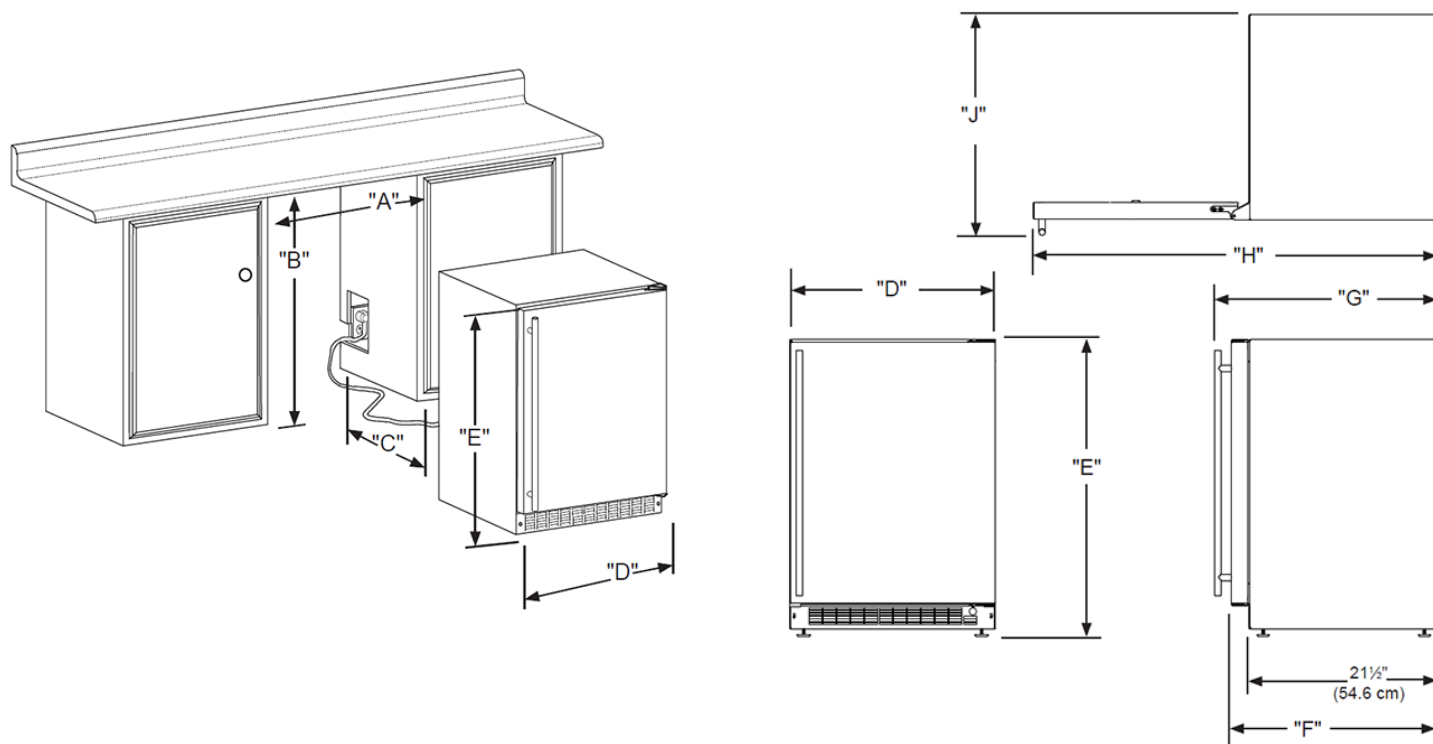
MODEL NUMBER

- MLRF224-SS01A
- MLRF224-IS01A





DIMENSIONAL DRAWINGS



ROUGH IN DIMENSIONS*

"A"	"B"	"C"
24"	34" to 35"	24"
(61 cm)	(86.4 to 88.9 cm)	(61 cm)

CABINET DIMENSIONS*

"D"	"E"	"F"	"G"	"H"	"J"
23-7/8"	33-3/4" to 34-3/4"	23-5/8"*	25-1/2*	46-3/8"*	25-3/4"*
(60.7 cm)	(85.7 cm to 88.3 cm)	(60 cm)	(64.8 cm)	(117.8 cm)	(65.4 cm)

*Stainless steel model dimensions only. For panel-ready models, see the owner's guide online at marvelrefrigeration.com.

PRODUCT SPECIFICATIONS

Capacity	4.9 cu. ft.
Cord Length	6 ft.
Electrical Requirements	115V / 60 Hz / 15A
ENERGY STAR	Yes
Panel Height	29-21/32" (75.3 cm)
Panel Thickness	5/8" (1.6 cm) or 3/4" (1.9 cm)
Panel Type	2-3/4" (7 cm) Solid Panel
Panel Width	23-5/8" (60 cm)
Refrigerant Type	R600a

Sabbath Mode	Yes
Shipping Dimensions	28" W x 31" D x 37" H
Shipping Weight	160 lbs
Temperature Range	Refrigerator: 34°F to 42°F Freezer: 0°F to 5°F

For comprehensive installation instructions, including panel overlay details, please visit marvelrefrigeration.com to access the owner's guide. All specifications are subject to change without notice.



MLRI224

24" REFRIGERATOR WITH CRESCENT ICE MAKER

MARVEL CLASSIC COLLECTION



MAIN FEATURES

- 3.9 cu ft. capacity stores up to 72 cans (12-oz)
- Crescent ice maker produces up to 7 lbs of ice per day and stores up to 13 lbs of ice
- MaxStore bin organizes loose items
- Includes 2 half-width cantilevered steel-framed glass shelves and 1 full-width fixed steel-framed glass shelf
- Dynamic cooling technology delivers rapid cool down, frost-free operation, and temperature stability
- Digital controls allow you to select a temperature from 34°F to 42°F
- Door ajar and high/low temperature alerts
- Arctic white LED theater-style lighting
- Arctic white interior
- Reversible door allows for right or left swing
- Panel ready model requires 3/4" or 5/8" custom panel and handle (not supplied by Marvel)

WARRANTY

- 1-year parts and labor warranty and 5-year sealed system parts warranty (see complete warranty for details)

FINISH OPTIONS



DOOR STYLE

Solid Stainless Steel

Solid Panel Ready

MODEL NUMBER

MLRI224-SS01A

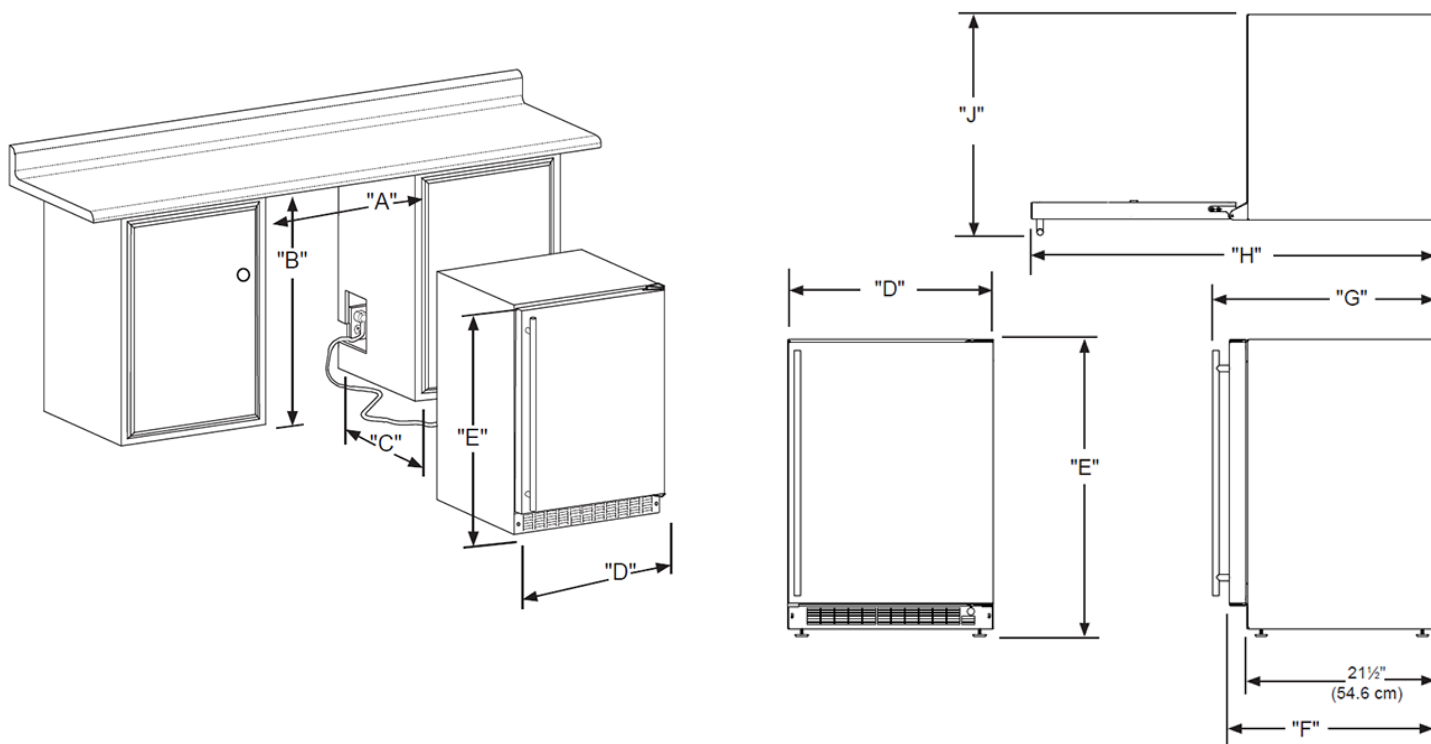
MLRI224-IS01A



24" REFRIGERATOR WITH CRESCENT ICE MAKER



DIMENSIONAL DRAWINGS



ROUGH IN DIMENSIONS*

"A"	"B"	"C"
24"	34" to 35"	24"
(61 cm)	(86.4 to 88.9 cm)	(61 cm)

CABINET DIMENSIONS*

"D"	"E"	"F"	"G"	"H"	"J"
23-7/8"	33-3/4" to 34-3/4"	23-5/8"*	25-1/2*	46-3/8"*	25-3/4"*
(60.7 cm)	(85.7 cm to 88.3 cm)	(60 cm)	(64.8 cm)	(117.8 cm)	(65.4 cm)

*Stainless steel model dimensions only. For panel-ready models, see the owner's guide online at marvelrefrigeration.com.

PRODUCT SPECIFICATIONS

Capacity	4.9 cu. ft.
Cord Length	6 ft.
Electrical Requirements	115V / 60 Hz / 15A
ENERGY STAR	Yes
Panel Height	29-21/32" (75.3 cm)
Panel Thickness	5/8" (1.6 cm) or 3/4" (1.9 cm)
Panel Type	2-3/4" (7 cm) Frame Panel or Solid Panel
Panel Width	23-5/8" (60 cm)
Refrigerant Type	R600a

Sabbath Mode	Yes
Shipping Dimensions	28" W x 31" D x 37" H
Shipping Weight	160 lbs
Temperature Range	34°F to 42°F

For comprehensive installation instructions, including panel overlay details, please visit marvelrefrigeration.com to access the owner's guide. All specifications are subject to change without notice.



MLFZ224

24" FREEZER

MARVEL CLASSIC COLLECTION



MAIN FEATURES

- 4.9 cu ft. capacity
- Includes 2 chrome wire bins
- Also includes one cantilevered stainless steel shelf
- Dynamic cooling technology delivers rapid cool down and temperature stability
- Digital controls allow you to select a temperature from -10°F to 10°F
- Door ajar and high/low temperature alerts
- Arctic white LED theater-style lighting
- Arctic white interior
- Reversible door allows for right or left swing
- Panel ready model requires 3/4" or 5/8" custom panel and handle (not supplied by Marvel)

WARRANTY

- 1-year parts and labor warranty and 5-year sealed system parts warranty (see complete warranty for details)

FINISH OPTIONS

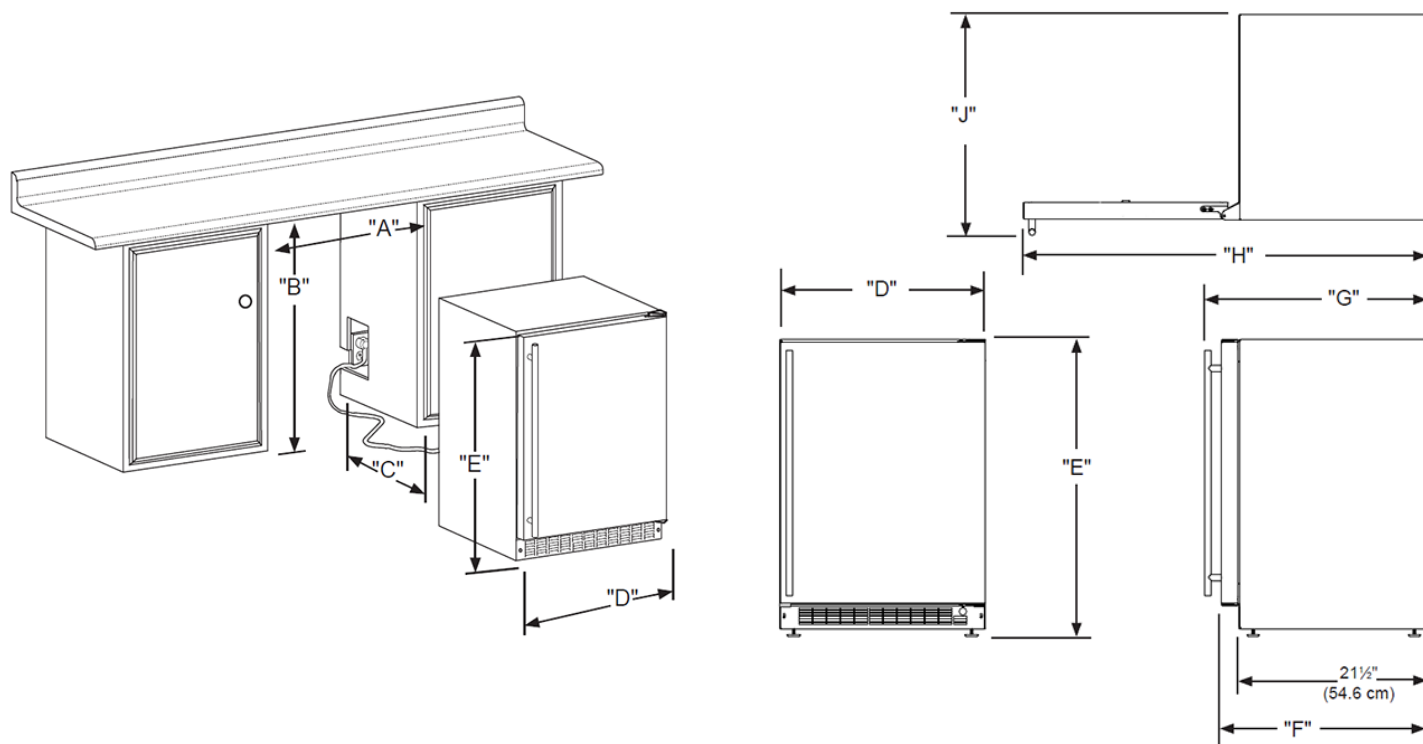


DOOR STYLE	MODEL NUMBER
Solid Stainless Steel	MLFZ224-SS01A
Solid Panel Ready	MLFZ224-IS01A





DIMENSIONAL DRAWINGS



ROUGH IN DIMENSIONS*

"A"	"B"	"C"
24"	34" to 35"	24"
(61 cm)	(86.4 to 88.9 cm)	(61 cm)

CABINET DIMENSIONS*

"D"	"E"	"F"	"G"	"H"	"J"
23-7/8"	33-3/4" to 34-3/4"	23-5/8"*	25-1/2*	46-3/8"*	25-3/4"*
(60.7 cm)	(85.7 cm to 88.3 cm)	(60 cm)	(64.8 cm)	(117.8 cm)	(65.4 cm)

*Stainless steel model dimensions only. For panel-ready models, see the owner's guide online at marvelrefrigeration.com.

PRODUCT SPECIFICATIONS

Capacity	4.9 cu. ft.
Cord Length	6 ft.
Electrical Requirements	115V / 60 Hz / 15A
ENERGY STAR	Yes
Panel Height	29-21/32" (75.3 cm)
Panel Thickness	5/8" (1.6 cm) or 3/4" (1.9 cm)
Panel Type	2-3/4" (7 cm) Solid Panel
Panel Width	23-5/8" (60 cm)
Refrigerant Type	R600a

Sabbath Mode	Yes
Shipping Dimensions	28" W x 31" D x 37" H
Shipping Weight	160 lbs
Temperature Range	-10°F to 10°F

For comprehensive installation instructions, including panel overlay details, please visit marvelrefrigeration.com to access the owner's guide. All specifications are subject to change without notice.



MLKR224

24" BEVERAGE DISPENSER



MARVEL CLASSIC COLLECTION

MAIN FEATURES

- 5.7 cu ft. capacity
- Stores up to 1 half barrel, 1 quarter barrel, 1 slim quarter barrel, 2 slim 1/6 barrels, or 2 cornelius kegs (cornelius ball-lock fitting not included)
- Beer & Beverage Dispensers are designed to work with CO2 for beer, cider, seltzer, soda and more
- Wine & Beverage Dispensers use nitrogen to dispense wine or other non-carbonated draft beverages
- Lo-Boy coupler makes it easier to store, tap and swap out tall U.S. type D barrels
- Includes 2 stow-on-board stainless steel shelves to store bottles and cans
- Secure gas tank storage area and drain basin
- Dynamic Cooling Technology delivers temperature stability
- Integrated drain system keeps spillage under control
- Double-insulated tower reduces foam during pour
- Digital controls allow you to select a temperature from 34°F to 60°F
- Door ajar and high/low temperature alerts
- Arctic white LED theater-style lighting
- Reversible door allows for right or left swing
- Panel ready model requires 3/4" or 5/8" custom panel and handle (not supplied by Marvel)

WARRANTY

- 1-year parts and labor warranty and 5-year sealed system parts warranty (see complete warranty for details)

FINISH OPTIONS



DOOR STYLE	MODEL NUMBER
Solid Stainless Steel (Single Beer & Beverage Tap)	MLKR224-SSA1A
Solid Panel Ready (Single Beer & Beverage Tap)	MLKR224-ISA1A
Solid Stainless Steel (Twin Beer & Beverage Tap)	MLKR224-SSB1A
Solid Panel Ready (Twin Beer & Beverage Tap)	MLKR224-ISB1A
Solid Stainless Steel (Single Wine & Beverage Tap)	MLKR224-SSC1A
Solid Panel Ready (Single Wine & Beverage Tap)	MLKR224-ISC1A
Solid Stainless Steel (Twin Wine & Beverage Tap)	MLKR224-SSD1A
Solid Panel Ready (Twin Wine & Beverage Tap)	MLKR224-ISD1A

BEER & BEVERAGE TAP



Single Tap Twin Tap

WINE & BEVERAGE TAP

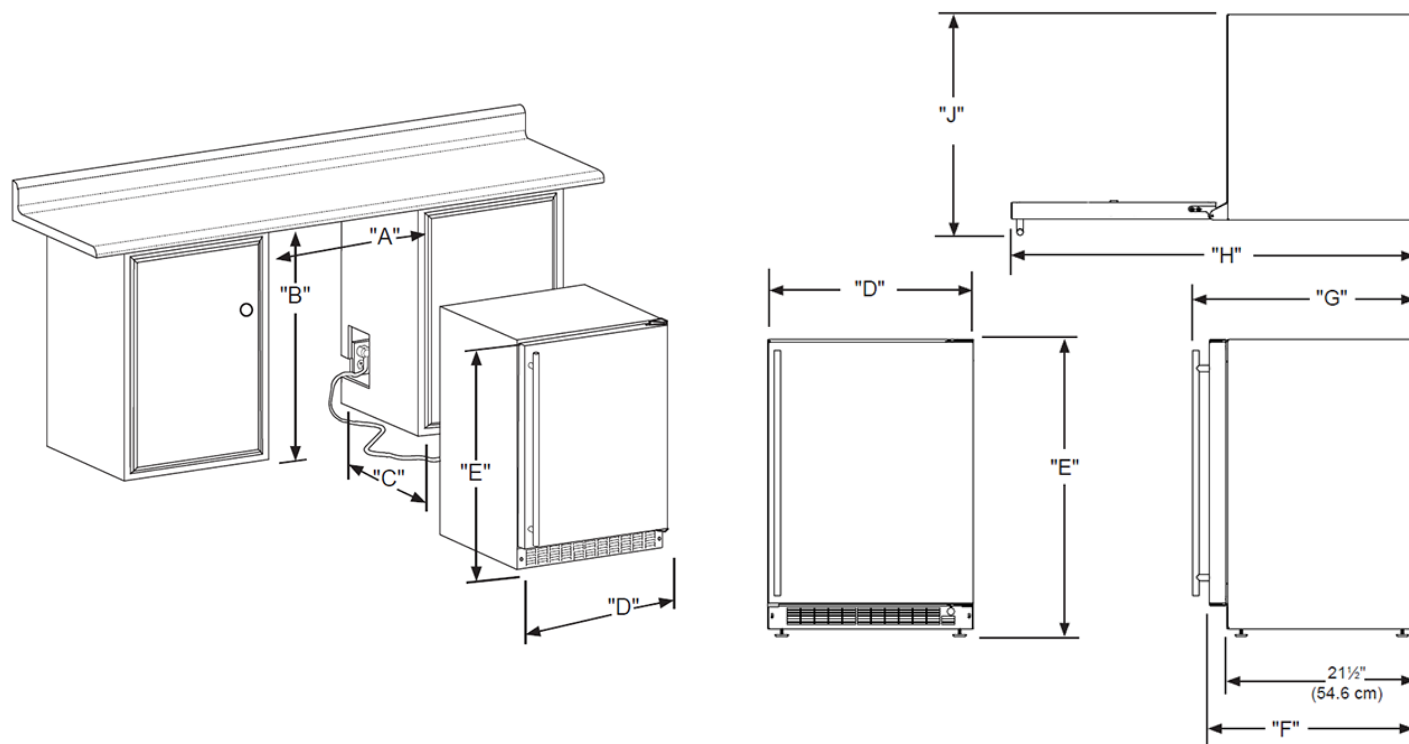


Single Tap Twin Tap





DIMENSIONAL DRAWINGS



ROUGH IN DIMENSIONS*

"A"	"B"	"C"
24"	34" to 35"	24"
(61 cm)	(86.4 to 88.9 cm)	(61 cm)

CABINET DIMENSIONS*

"D"	"E"	"F"	"G"	"H"	"J"
23-7/8"	33-3/4" to 34-3/4"	23-5/8"*	25-1/2"	46-3/8"*	25-3/4"*
(60.7 cm)	(85.7 cm to 88.3 cm)	(60 cm)	(64.8 cm)	(117.8 cm)	(65.4 cm)

*Stainless steel model dimensions only. For panel-ready models, see the owner's guide online at marvelrefrigeration.com.

PRODUCT SPECIFICATIONS

Capacity	5.7 cu. ft.
Cord Length	6 ft.
Electrical Requirements	115V / 60 Hz / 15A
ENERGY STAR	No
Panel Height	29-21/32" (75.3 cm)
Panel Thickness	5/8" (1.6 cm) or 3/4" (1.9 cm)
Panel Type	2-3/4" (7 cm) Solid Panel
Panel Width	23-5/8" (60 cm)
Refrigerant Type	R600a

Sabbath Mode	Yes
Shipping Dimensions	28" W x 31" D x 37" H
Shipping Weight	160-179.5 lbs
Temperature Range	34°F to 60°F

For comprehensive installation instructions, including panel overlay details, please visit marvelrefrigeration.com to access the owner's guide. All specifications are subject to change without notice.



MLCP215/MLCL215

15" CLEAR ICE MACHINE



BrightShield protects against viruses, bacteria, mold and mildew.



MARVEL CLASSIC COLLECTION

MAIN FEATURES

- Models with BrightShield™ antimicrobial lighting create a more hygienic environment for ice
- Produces 3/4" clear ice cubes
- Produces up to 39 pounds of clear ice per day
- Stores up to 28 pounds of clear ice
- Ice scoop included with dedicated holder
- Factory-installed drain pump model required if a gravity drain is not available
- Door ajar and cleaning alerts
- Temporarily suspend ice making for 3 hours with silent mode
- Arctic white LED theater-style lighting
- Elegant midnight black interior
- Reversible door allows for right or left swing
- Panel ready model requires 3/4" or 5/8" custom panel and handle (not supplied by Marvel)

WARRANTY

- 1-year parts and labor warranty and 5-year sealed system parts warranty (see complete warranty for details)

FINISH OPTIONS



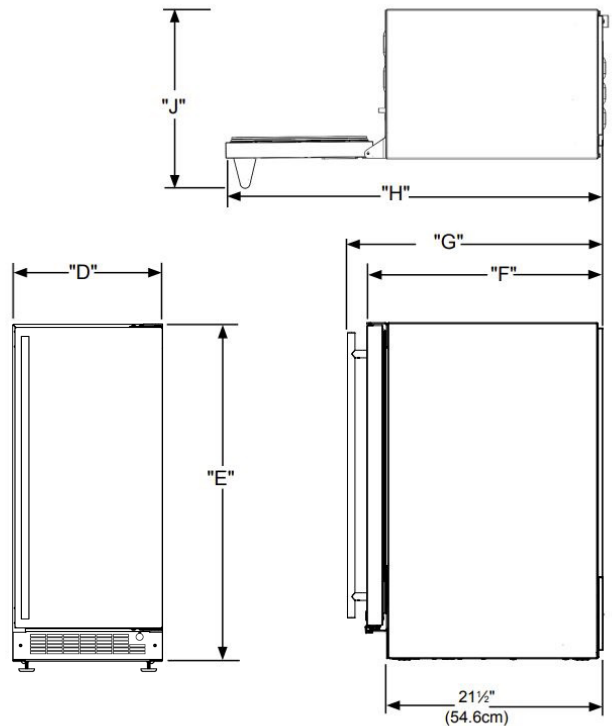
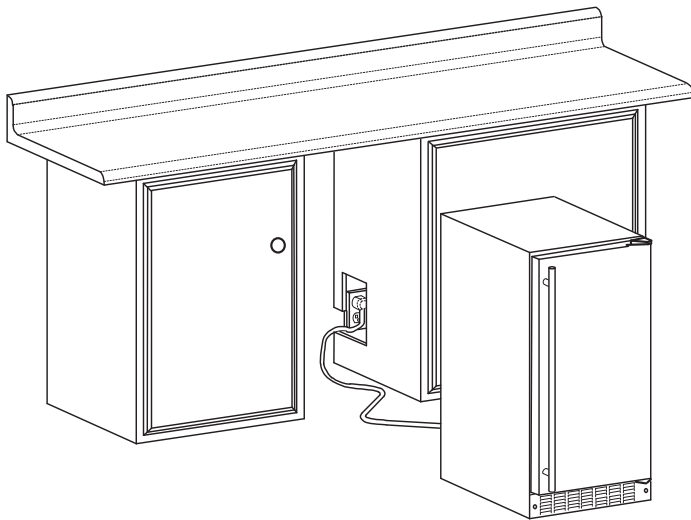
DOOR STYLE	PUMP	MODEL NUMBER
Stainless Steel Frame Glass	Yes	MLCP215-SG01B
Stainless Steel Frame Glass	No	MLCL215-SG01B
Solid Stainless Steel	Yes	MLCP215-SS01B
Solid Stainless Steel	No	MLCL215-SS01B
Solid Panel Ready	Yes	MLCP215-IS01B
Solid Panel Ready	No	MLCL215-IS01B

BRIGHTSHIELD™ MODELS	PUMP	MODEL NUMBER
Solid Stainless Steel	Yes	MLCP215-SS81A
Solid Panel Ready	Yes	MLCP215-IS81A





DIMENSIONAL DRAWINGS



ROUGH IN DIMENSIONS*

"A"	"B"	"C"
15"	34" to 35"	24"
(38.1 cm)	(86.4 cm to 88.9 cm)	(61 cm)

CABINET DIMENSIONS*

"D"	"E"	"F"	"G"	"H"	"J"
14-7/8"	33-3/4" to 34-3/4"	23-5/8"*	25-1/2"*	37-3/8"*	16-5/8"*
(37.8 cm)	(85.7 cm to 88.3 cm)	(60 cm)	(64.8 cm)	(94.9 cm)	(42.2 cm)

*Stainless steel model dimensions only. For panel-ready models, see the owner's guide online at marvelrefrigeration.com.

PRODUCT SPECIFICATIONS

Capacity	28 lbs
Cord Length	6 ft.
Electrical Requirements	115V / 60 Hz / 15A
ENERGY STAR	No
Panel Height	29-21/32" (75.4 cm)
Panel Thickness	5/8" (1.6 cm) or 3/4" (1.9 cm)
Panel Type	2-3/4" (7 cm) Solid Panel
Panel Width	14-3/4" (37.5 cm)
Refrigerant Type	R600a

Sabbath Mode	Yes
Shipping Dimensions	19" W x 31" D x 37" H
Shipping Weight	125 lbs

For comprehensive installation instructions, including panel overlay details, please visit marvelrefrigeration.com to access the owner's guide. All specifications are subject to change without notice.



MRNP215

15" NUGGET ICE MACHINE

MARVEL CLASSIC COLLECTION



MAIN FEATURES

- Makes 1/2" L x 3/8" H x 5/8" W ice bits
- Produces up to 65 pounds of nugget ice per day
- Stores up to 27 pounds of nugget ice
- Ice scoop included with dedicated holder
- Factory-installed drain pump included
- Digital controls
- Simple 20 minute clean cycle
- Indicator lights show when drain is activated and if water issues are detected
- Arctic white LED lighting
- Arctic white interior
- Concealed soft close articulating door hinge
- Reversible door allows for right or left swing
- Panel ready model requires 3/4" or 5/8" custom panel and handle (not supplied by Marvel) or stainless panel accessory

WARRANTY

- 2024 Bonus Warranty - 2 years (parts & labor) / 5 year (sealed system). See complete warranty for details.

FINISH OPTIONS



DOOR STYLE

- Solid Stainless Steel
- Solid Panel Ready

MODEL NUMBER

- MRNP215-SS01A
- MRNP215-IS01A

ACCESSORY

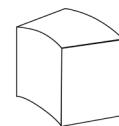
- Ice Machine Cleaner (Single 4 oz. Bottle)
- Pro-Style Stainless Steel Panel

PART NUMBER

- S41013789
- 90-17047-ACCY



Pro-Style Stainless Steel Panel

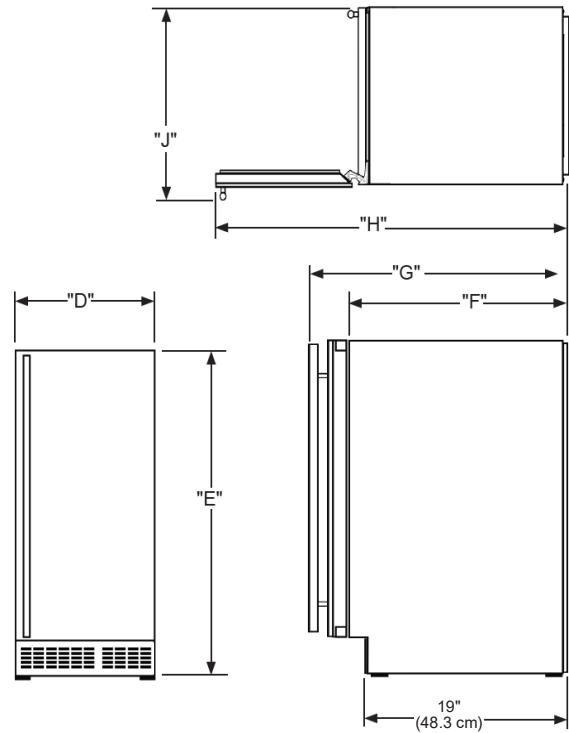
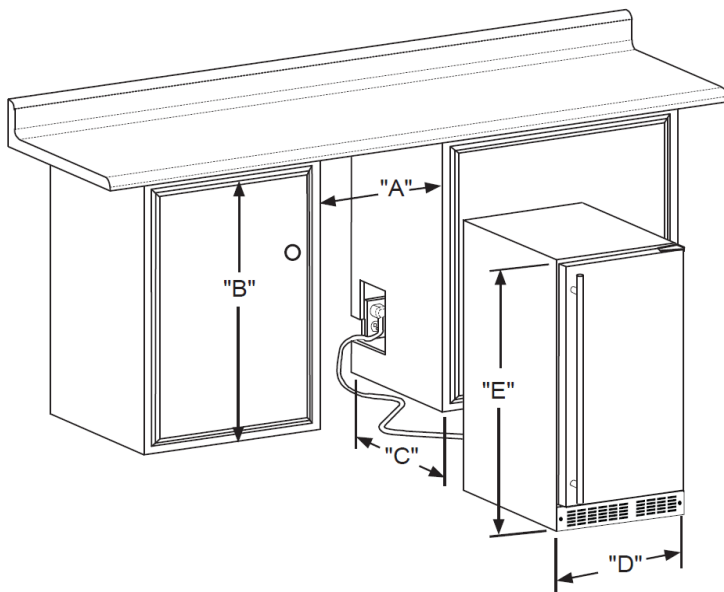


Nugget Ice Cube





DIMENSIONAL DRAWINGS



ROUGH IN DIMENSIONS*

"A"	"B"	"C"
15"	33-3/4" to 34-1/4"	24"
(38.1 cm)	(85.7 cm to 87 cm)	(61 cm)

CABINET DIMENSIONS*

"D"	"E"	"F"	"G"	"H"	"J"
14-7/8"	33-9/16" to 34-1/16"	23"*	25"*	37-3/8"*	17"*
(37.8 cm)	(85.2 cm to 86.5 cm)	(58 cm)	(63.5 cm)	(94.9 cm)	(43.2 cm)

*Stainless steel model dimensions only. For panel-ready models, see the owner's guide online at marvelrefrigeration.com.

PRODUCT SPECIFICATIONS

Capacity	27 lbs
Cord Length	6 ft.
Electrical Requirements	115V / 60 Hz / 15A
ENERGY STAR	Yes
Panel Height	30-1/4" (76.8 cm)
Panel Thickness	5/8" (1.6 cm) or 3/4" (1.9 cm)
Panel Type	2-3/4" (7 cm) Solid Panel
Panel Width	14-3/4" (37.5 cm)
Refrigerant Type	R600a

Shipping Dimensions	19" W x 31" D x 37" H
Shipping Weight	104 lbs

For comprehensive installation instructions, including panel overlay details, please visit marvelrefrigeration.com to access the owner's guide. All specifications are subject to change without notice.



MLCR215

15" CRESCENT ICE MAKER



MARVEL CLASSIC COLLECTION

MAIN FEATURES

- Produces and stores up to 25 lbs of crescent ice per day
- Removable ice bin
- No drain required
- Crescent ice dimensions: 1/2 W x 3/4 H x 2-1/4 L
- On / Off switch at the front of the unit
- Arctic white interior
- Reversible door allows for right or left swing
- Panel ready model requires 3/4" or 5/8" custom panel and handle (not supplied by Marvel)

WARRANTY

- 1-year parts and labor warranty and 5-year sealed system parts warranty (see complete warranty for details)

FINISH OPTIONS

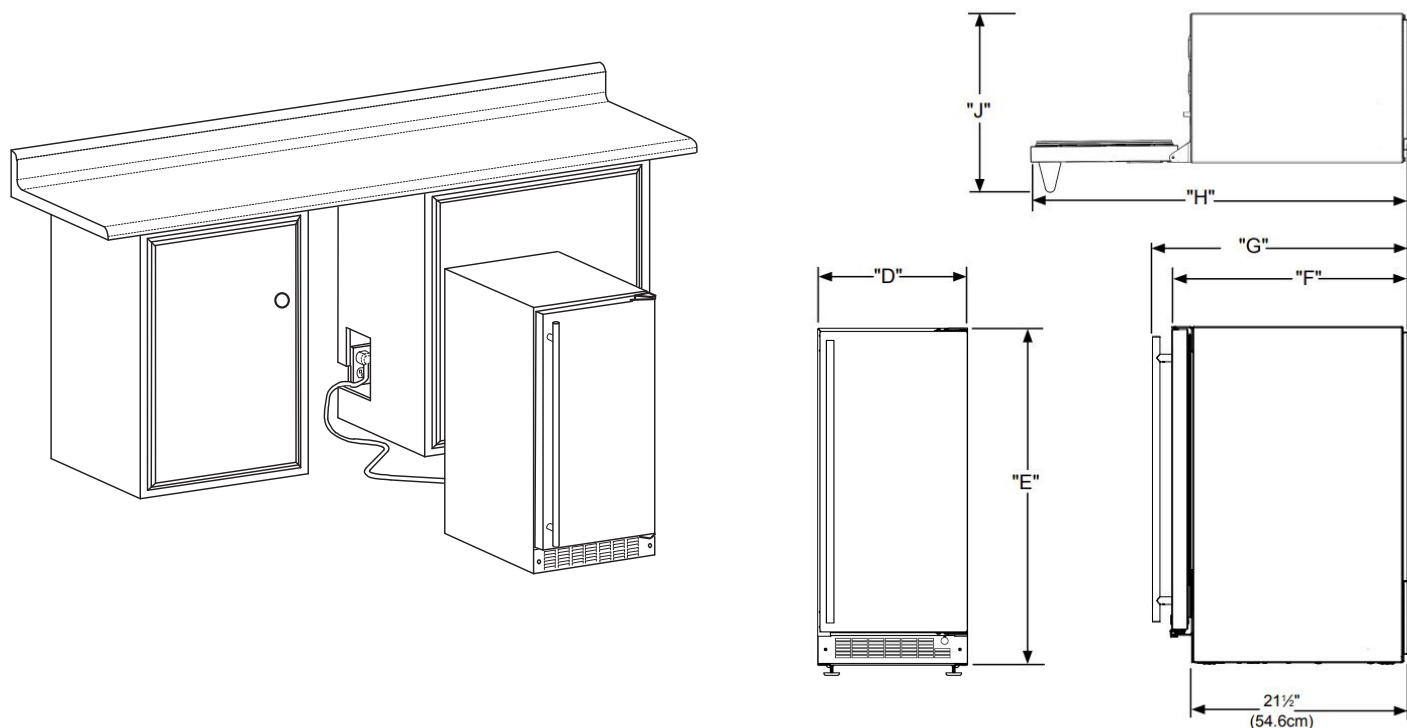


DOOR STYLE	MODEL NUMBER
Solid Stainless Steel	MLCR215-SS01B
Solid Panel Ready	MLCR215-IS01B





DIMENSIONAL DRAWINGS



ROUGH IN DIMENSIONS*

"A"	"B"	"C"
15"	34-1/4" to 35-1/4"	24"
(38.1 cm)	(87 cm to 89.5 cm)	(61 cm)

CABINET DIMENSIONS*

"D"	"E"	"F"	"G"	"H"	"J"
14-7/8"	34-1/8" to 35-1/8"	23-5/8"*	25-1/8"*	38-3/4"*	17-1/2"*
(37.8 cm)	(86.7 cm to 89.2 cm)	(60 cm)	(63.8 cm)	(98.4 cm)	(44.4 cm)

*Stainless steel model dimensions only. For panel-ready models, see the owner's guide online at marvelrefrigeration.com.

PRODUCT SPECIFICATIONS

Capacity	25 lbs
Cord Length	6 ft.
Electrical Requirements	115V / 60 Hz / 15A
ENERGY STAR	No
Panel Height	30-1/4" (77.3 cm)
Panel Thickness	5/8" (1.6 cm) or 3/4" (1.9 cm)
Panel Type	2-3/4" (7 cm) Solid Panel
Panel Width	14-3/4" (37.5 cm)
Refrigerant Type	R600a

Sabbath Mode	No
Shipping Dimensions	19" W x 31" D x 37" H
Shipping Weight	125 lbs

For comprehensive installation instructions, including panel overlay details, please visit marvelrefrigeration.com to access the owner's guide. All specifications are subject to change without notice.



LOW-PROFILE COLLECTION

ADA HEIGHT DESIGN



Our selection of refrigerators, beverage centers and ice makers are ideal for ADA-height installations, universal design applications and areas with limited space. Marvel is a leading choice for world-class sports and entertainment venues, hotels, hospitals and medical facilities, and other premium commercial installations across America.



MABV224

24" BEVERAGE CENTER

MARVEL LOW PROFILE COLLECTION



MAIN FEATURES

- 5.3 cu ft. capacity stores up to 95 cans (12-oz) and/or 7 wine bottles
- 3-in-1 Convertible Shelf converts to a partial or full wine rack with vibration neutralization
- Half-width shelf allows for tall item storage
- MaxStore bin organizes loose items
- Dynamic cooling technology delivers rapid cool down and temperature stability
- Argon-filled, UV-resistant tinted dual pane glass door options protect contents
- Digital controls allow you to select a temperature from 34°F to 60°F
- Door ajar and high/low temperature alerts
- Arctic white LED theater-style lighting
- Elegant midnight black interior
- Door lock provides added security
- Reversible door allows for right or left swing
- Low profile, ADA-compliant height allows for universal installation applications

WARRANTY

- 1-year parts and labor warranty and 5-year sealed system parts warranty (see complete warranty for details)

FINISH OPTIONS



DOOR STYLE

Solid Stainless Steel

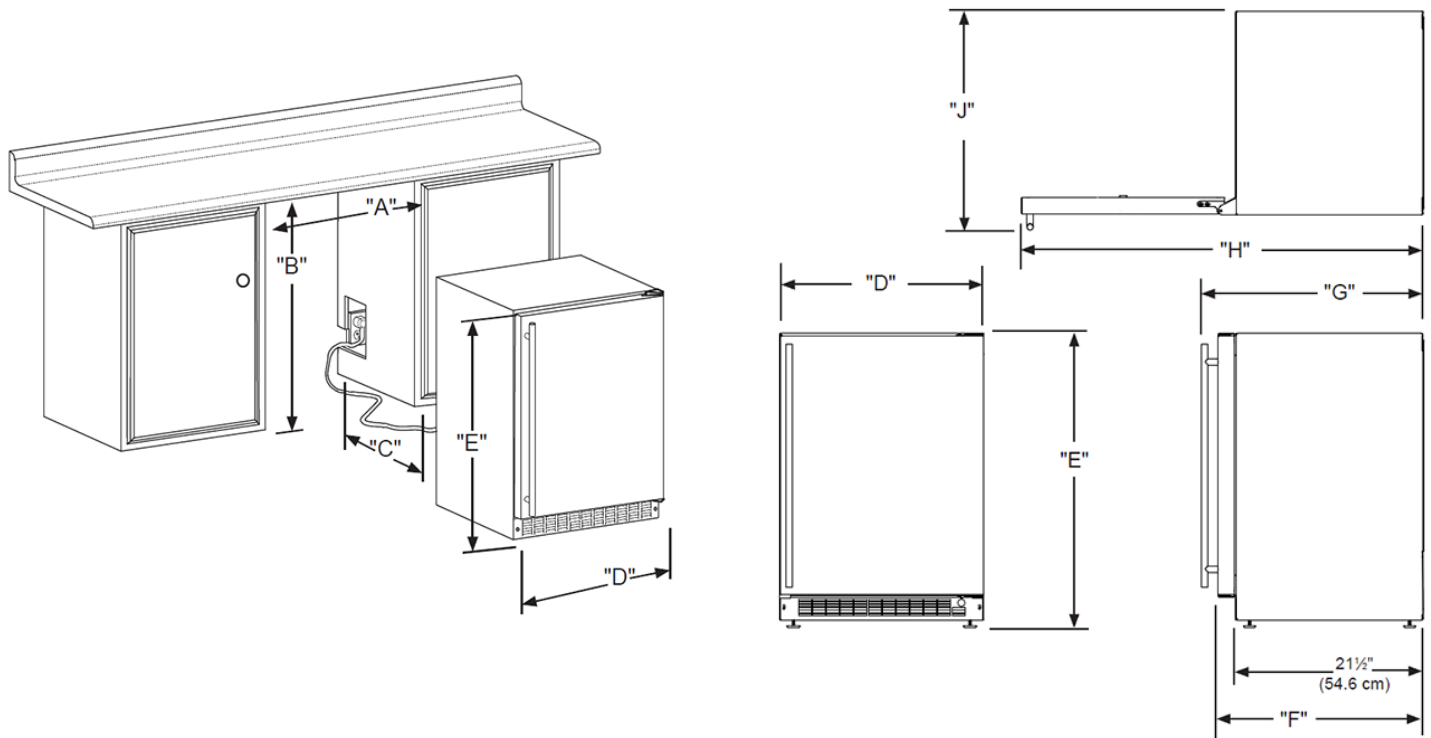
MODEL NUMBER

MABV224-SG31A





DIMENSIONAL DRAWINGS



ROUGH IN DIMENSIONS*

"A"	"B"	"C"
24"	31-1/4 to 32-1/4"	24"
(61 cm)	(79.4 cm to 81.9 cm)	(61 cm)

CABINET DIMENSIONS*

"D"	"E"	"F"	"G"	"H"	"J"
23-7/8"	31" to 32"	23-5/8"	25-1/2"	47-3/4"	25-3/4"*
(60.7 cm)	(78.7 to 81.3 cm)	(60 cm)	(64.8 cm)	(121.3 cm)	(65.4 cm)

PRODUCT SPECIFICATIONS

Capacity	5.3 cu. ft.
Cord Length	6 ft.
Electrical Requirements	115V / 60 Hz / 15A
ENERGY STAR	Yes
Refrigerant Type	R600a
Sabbath Mode	Yes
Shipping Dimensions	28" W x 31" D x 37" H
Shipping Weight	160 lbs
Temperature Range	34°F to 60°F

For comprehensive installation instructions, please visit marvelrefrigeration.com to access the owner's guide. All specifications are subject to change without notice.



MARE224

24" REFRIGERATOR

MARVEL LOW PROFILE COLLECTION



MAIN FEATURES

- 4.6 cu ft. capacity stores up to 95 cans (12-oz)
- Includes 2 cantilevered white steel-framed glass shelves, one half-width and one full-width, and 1 fixed position white steel-framed glass shelf
- Half-width shelf allows for tall item storage
- MaxStore bin organizes loose items
- Dynamic cooling technology delivers rapid cool down and temperature stability
- Digital controls allow you to select a temperature from 34°F to 60°F
- Door ajar and high/low temperature alerts
- Arctic white LED theater-style lighting
- Arctic white interior
- Door lock provides added security
- Low profile, ADA-compliant height allows for universal installation applications
- Panel ready model requires 3/4" or 5/8" custom panel and handle (not supplied by Marvel)

WARRANTY

- 1-year parts and labor warranty and 5-year sealed system parts warranty (see complete warranty for details)

FINISH OPTIONS

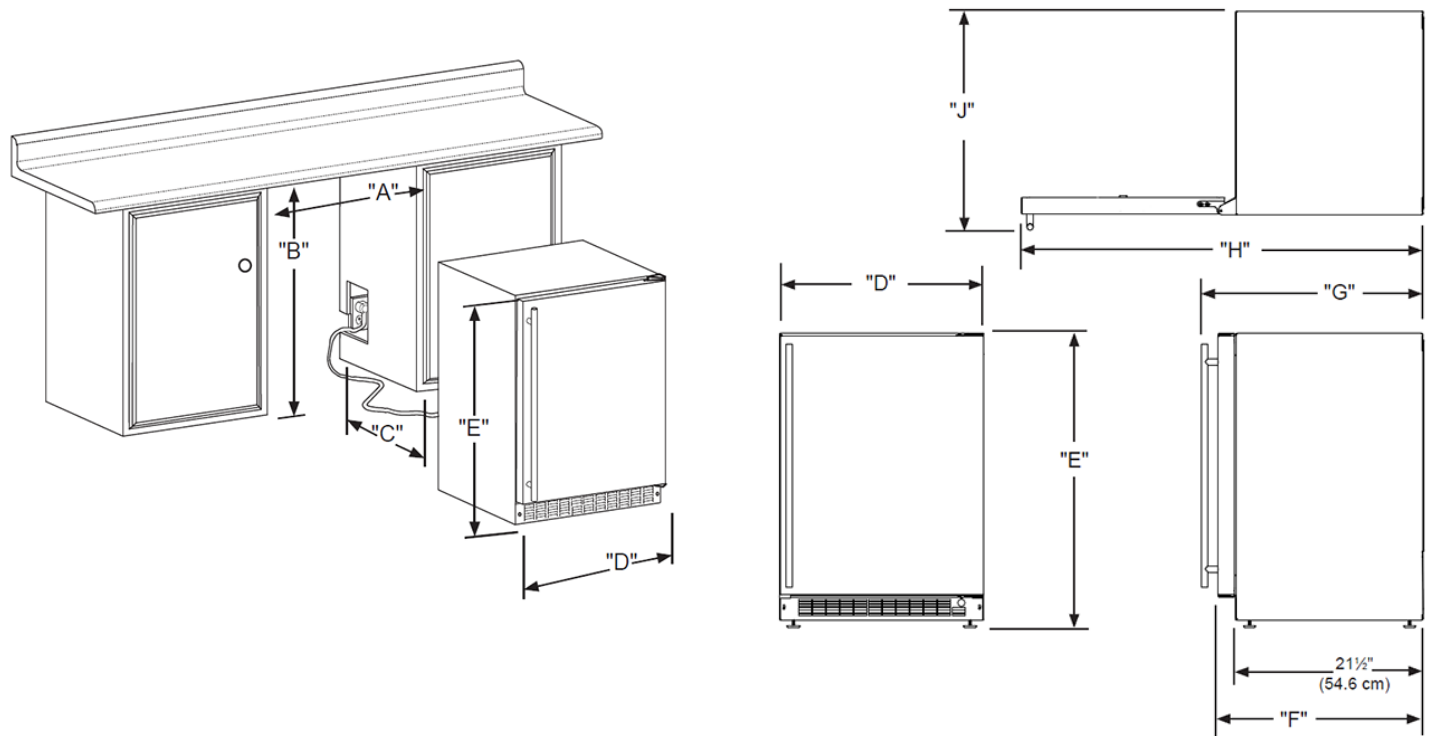


DOOR STYLE	DOOR SWING	MODEL NUMBER
Solid Stainless Steel	Right	MARE224-SS41A
Solid Stainless Steel	Left	MARE224-SS51A
Solid Panel Ready	Right	MARE224-IS41A
Solid Panel Ready	Left	MARE224-IS51A





DIMENSIONAL DRAWINGS



ROUGH IN DIMENSIONS*

"A"	"B"	"C"
24"	31-1/4 to 32-1/4"	24"
(61 cm)	(79.4 cm to 81.9 cm)	(61 cm)

CABINET DIMENSIONS*

"D"	"E"	"F"	"G"	"H"	"J"
23-7/8"	31" to 32"	23-5/8"	25-1/2"	47-3/4"	25-3/4"*
(60.7 cm)	(78.7 to 81.3 cm)	(60 cm)	(64.8 cm)	(121.3 cm)	(65.4 cm)

*Stainless steel model dimensions only. For panel-ready models, see the owner's guide online at marvelrefrigeration.com.

PRODUCT SPECIFICATIONS

Capacity	4.6 cu. ft.
Cord Length	6 ft.
Electrical Requirements	115V / 60 Hz / 15A
ENERGY STAR	Yes
Panel Height	27-1/32" (68.7 cm)
Panel Thickness	5/8" (1.6 cm) or 3/4" (1.9 cm)
Panel Type	2-3/4" (7 cm) Solid Panel
Panel Width	23-5/8" (60 cm)
Refrigerant Type	R600a

Sabbath Mode	Yes
Shipping Dimensions	28" W x 31" D x 37" H
Shipping Weight	160 lbs
Temperature Range	34°F to 60°F

For comprehensive installation instructions, including panel overlay details, please visit marvelrefrigeration.com to access the owner's guide. All specifications are subject to change without notice.



MARE124

24" REFRIGERATOR

MARVEL LOW PROFILE COLLECTION



MAIN FEATURES

- 4.9 cu ft. capacity stores up to 95 cans (12-oz) and/or 18 wine bottles
- Includes 2 cantilevered shelves
- Cantilevered shelving system can hold up to 35 lbs and features 11 adjustable heights
- Dynamic cooling technology delivers rapid cool down and temperature stability
- Argon-filled, UV-resistant tinted dual pane glass door options protect contents
- Digital controls allow you to select a temperature from 34°F to 60°F
- Door ajar and high/low temperature alerts
- Arctic white LED theater-style lighting
- Elegant midnight black interior
- Door lock provides added security
- Reversible door allows for right or left swing
- Low profile, ADA-compliant height allows for universal installation applications

WARRANTY

- 1-year parts and labor warranty and 5-year sealed system parts warranty (see complete warranty for details)

FINISH OPTIONS

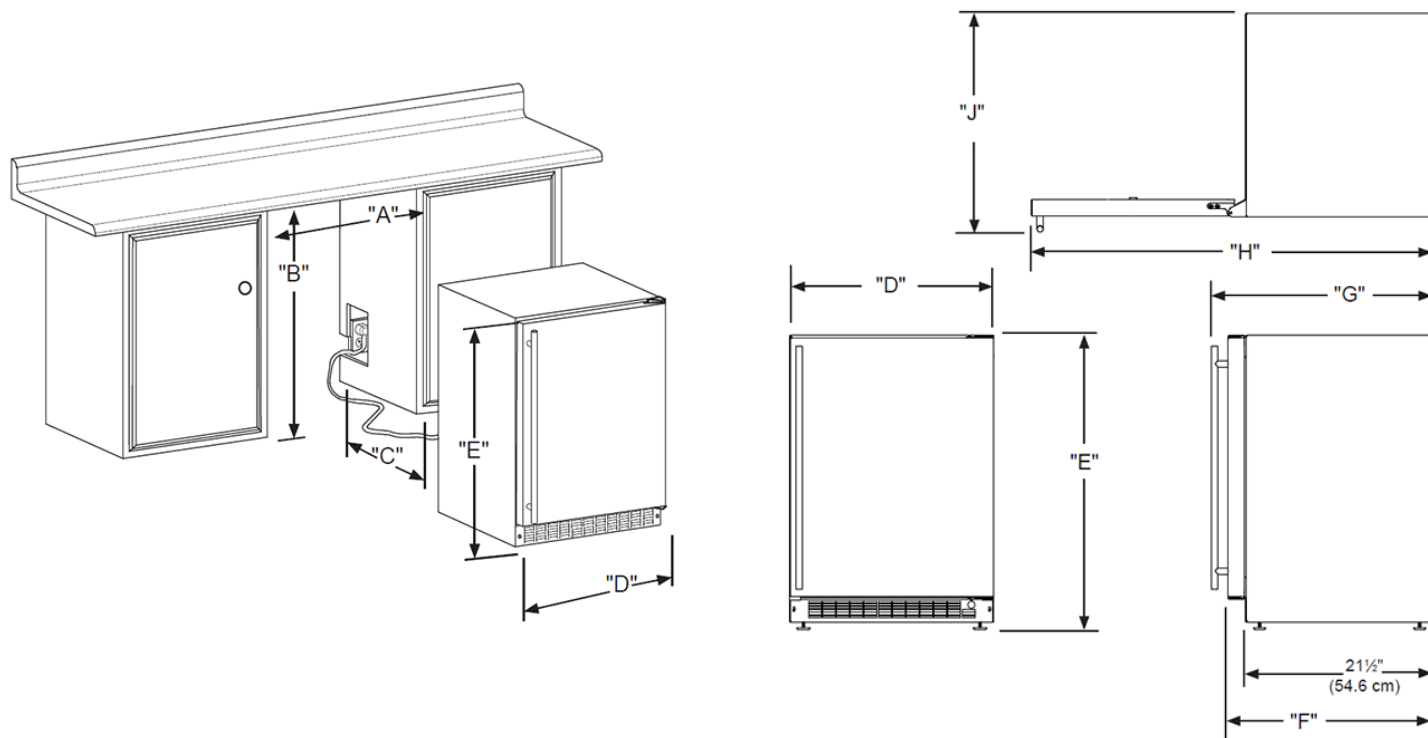


DOOR STYLE	MODEL NUMBER
Stainless Steel Frame Glass	MARE124-SG31A
Solid Stainless Steel	MARE124-SS31A





DIMENSIONAL DRAWINGS



ROUGH IN DIMENSIONS*

"A"	"B"	"C"
24"	31-1/4 to 32-1/4"	24"
(61 cm)	(79.4 cm to 81.9 cm)	(61 cm)

CABINET DIMENSIONS*

"D"	"E"	"F"	"G"	"H"	"J"
23-7/8"	31" to 32"	23-5/8"	25-1/2"	47-3/4"	25-3/4"*
(60.7 cm)	(78.7 to 81.3 cm)	(60 cm)	(64.8 cm)	(121.3 cm)	(65.4 cm)

PRODUCT SPECIFICATIONS

Capacity	4.9 cu. ft.
Cord Length	6 ft.
Electrical Requirements	115V / 60 Hz / 15A
ENERGY STAR	Yes
Refrigerant Type	R600a
Sabbath Mode	Yes
Shipping Dimensions	28" W x 31" D x 37" H
Shipping Weight	160 lbs
Temperature Range	34°F to 60°F

For comprehensive installation instructions, please visit marvelrefrigeration.com to access the owner's guide. All specifications are subject to change without notice.



MACP215/MACL215

15" CLEAR ICE MACHINE



MARVEL LOW PROFILE COLLECTION

MAIN FEATURES

- Produces 3/4" clear ice cubes
- Produces up to 39 pounds of clear ice per day
- Stores up to 28 pounds of clear ice
- Ice scoop included with dedicated holder
- Factory-installed drain pump model required if a gravity drain is not available
- Door ajar and cleaning alerts
- Temporarily suspend ice making for 3 hours with silent mode
- Arctic white LED theater-style lighting
- Elegant midnight black interior
- Reversible door allows for right or left swing
- Low profile, ADA-compliant height allows for universal installation applications
- Panel ready model requires 3/4" or 5/8" custom panel and handle (not supplied by Marvel)

WARRANTY

- 1-year parts and labor warranty and 5-year sealed system parts warranty (see complete warranty for details)

FINISH OPTIONS

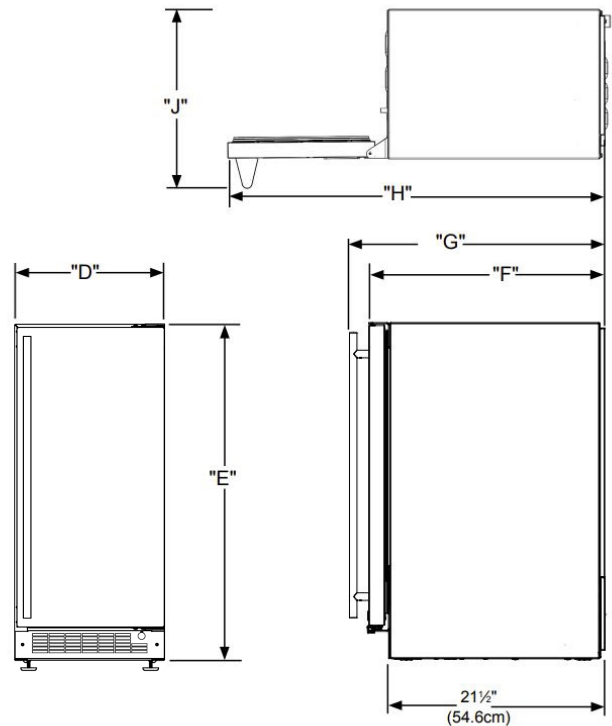
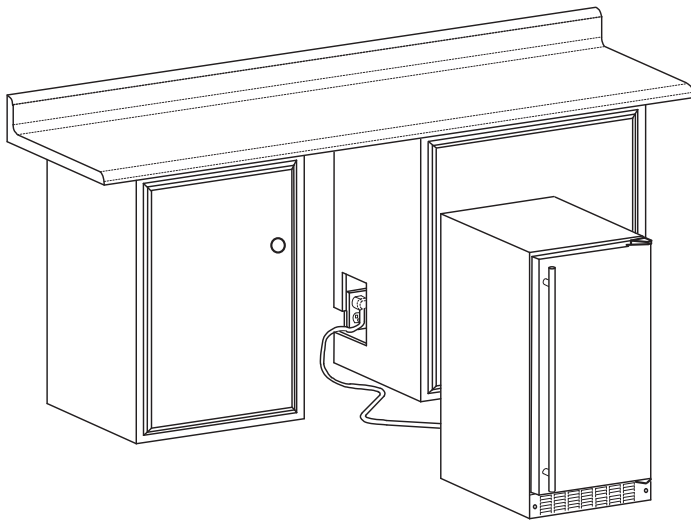


DOOR STYLE	PUMP	MODEL NUMBER
Solid Stainless Steel	Yes	MACP215-SS01B
Solid Stainless Steel	No	MACL215-SS01B
Solid Panel Ready	Yes	MACP215-IS01B
Solid Panel Ready	No	MACL215-IS01B





DIMENSIONAL DRAWINGS



ROUGH IN DIMENSIONS*

"A"	"B"	"C"
15"	31-1/4" to 32-1/4"	24"
(38.1 cm)	(79.4 cm to 81.9 cm)	(61 cm)

CABINET DIMENSIONS*

"D"	"E"	"F"	"G"	"H"	"J"
14-7/8"	31" to 32"	23-5/8"*	25-1/2"*	37-3/8"*	16-5/8"*
(37.8 cm)	(78.7 cm to 81.2 cm)	(60 cm)	(64.8 cm)	(94.9 cm)	(42.2 cm)

*Stainless steel model dimensions only. For panel-ready models, see the owner's guide online at marvelrefrigeration.com.

PRODUCT SPECIFICATIONS

Capacity	28 lbs
Cord Length	6 ft.
Electrical Requirements	115V / 60 Hz / 15A
ENERGY STAR	No
Panel Height	27-1/32" (68.7 cm)
Panel Thickness	5/8" (1.6 cm) or 3/4" (1.9 cm)
Panel Type	2-3/4" (7 cm) Solid Panel
Panel Width	14-3/4" (37.5 cm)
Refrigerant Type	R600a

Sabbath Mode	Yes
Shipping Dimensions	18" W x 29" D x 36" H
Shipping Weight	125 lbs

For comprehensive installation instructions, including panel overlay details, please visit marvelrefrigeration.com to access the owner's guide. All specifications are subject to change without notice.



MACR215

15" CRESCENT ICE MAKER



MARVEL LOW PROFILE COLLECTION

MAIN FEATURES

- Produces and stores up to 25 lbs of crescent ice per day
- Removable ice bin
- No pump or drain required
- Crescent ice dimensions: 1/2 W x 3/4 H x 2-1/4 L
- On / Off switch at the front of the unit
- Arctic white interior
- Reversible door allows for right or left swing
- Low profile, ADA-compliant height allows for universal installation applications

WARRANTY

- 1-year parts and labor warranty and 5-year sealed system parts warranty (see complete warranty for details)

FINISH OPTIONS

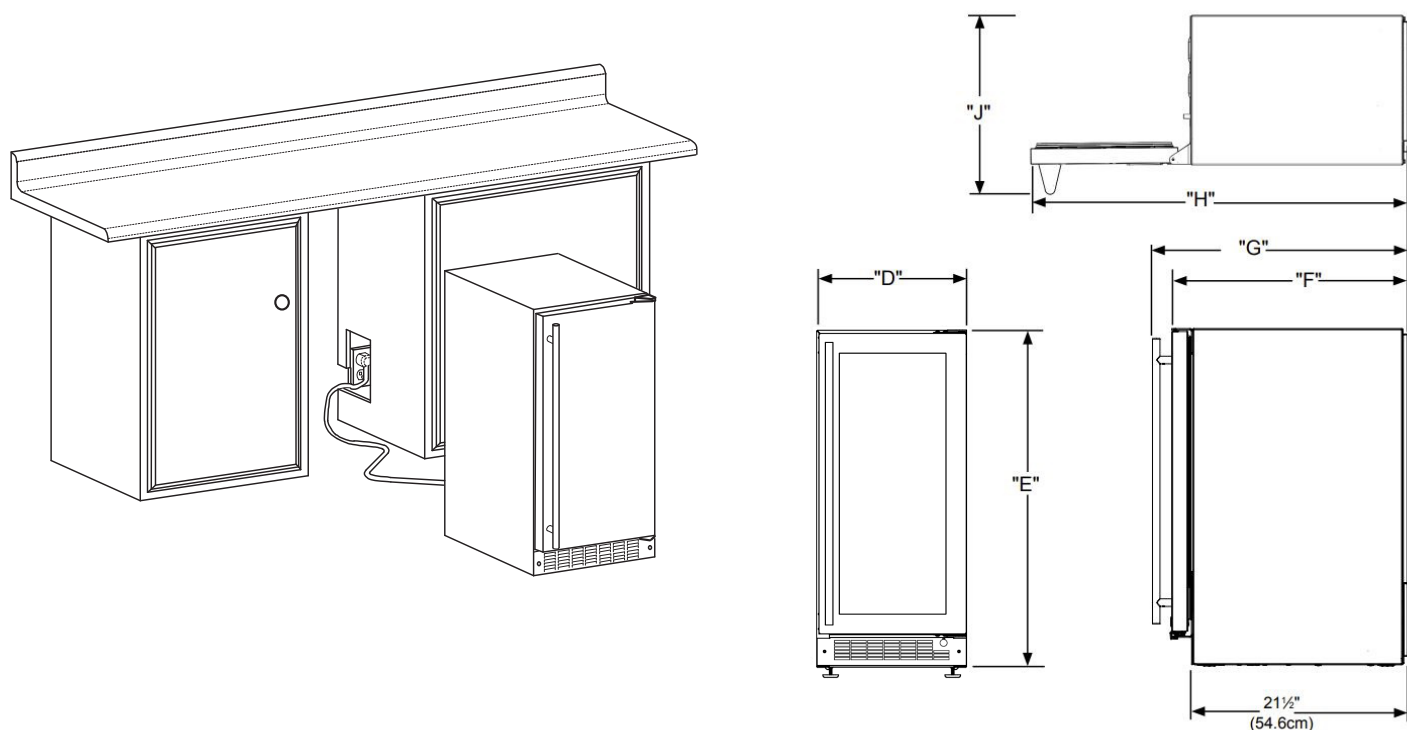


DOOR STYLE	MODEL NUMBER
Solid Stainless Steel	MACR215-SS01B





DIMENSIONAL DRAWINGS



ROUGH IN DIMENSIONS*

"A"	"B"	"C"
15-3/16"	32" to 33"	24"
(38.6 cm)	(81.3 cm to 83.8 cm)	(61 cm)

CABINET DIMENSIONS*

"D"	"E"	"F"	"G"	"H"	"J"
14-13/16"	32" to 33"	22-1/4"	24-1/8"	36-1/4"	15-1/2"
(37.6 cm)	(81.3 cm to 83.8 cm)	(56.5 cm)	(61.3 cm)	(91.9 cm)	(39.4 cm)

PRODUCT SPECIFICATIONS

Capacity	25 lbs
Cord Length	6 ft.
Electrical Requirements	115V / 60 Hz / 15A
ENERGY STAR	No
Refrigerant Type	R600a
Sabbath Mode	No
Shipping Dimensions	18" W x 29" D x 36" H
Shipping Weight	125 lbs

For comprehensive installation instructions, please visit marvelrefrigeration.com to access the owner's guide. All specifications are subject to change without notice.



MACR214

14" CRESCENT ICE MAKER



MARVEL LOW PROFILE COLLECTION

MAIN FEATURES

- Produces up to 23 lbs of ice per day
- Stores up to 12 lbs of ice
- Removable ice bin
- No pump or drain required
- Crescent ice dimensions: 1/2 W x 3/4 H x 2-1/4 L
- On / Off switch at the front of the unit
- Arctic white interior
- Reversible door allows for right or left swing
- Low profile, ADA-compliant height allows for universal installation applications

WARRANTY

- 1-year parts and labor warranty and 5-year sealed system parts warranty (see complete warranty for details)

FINISH OPTIONS

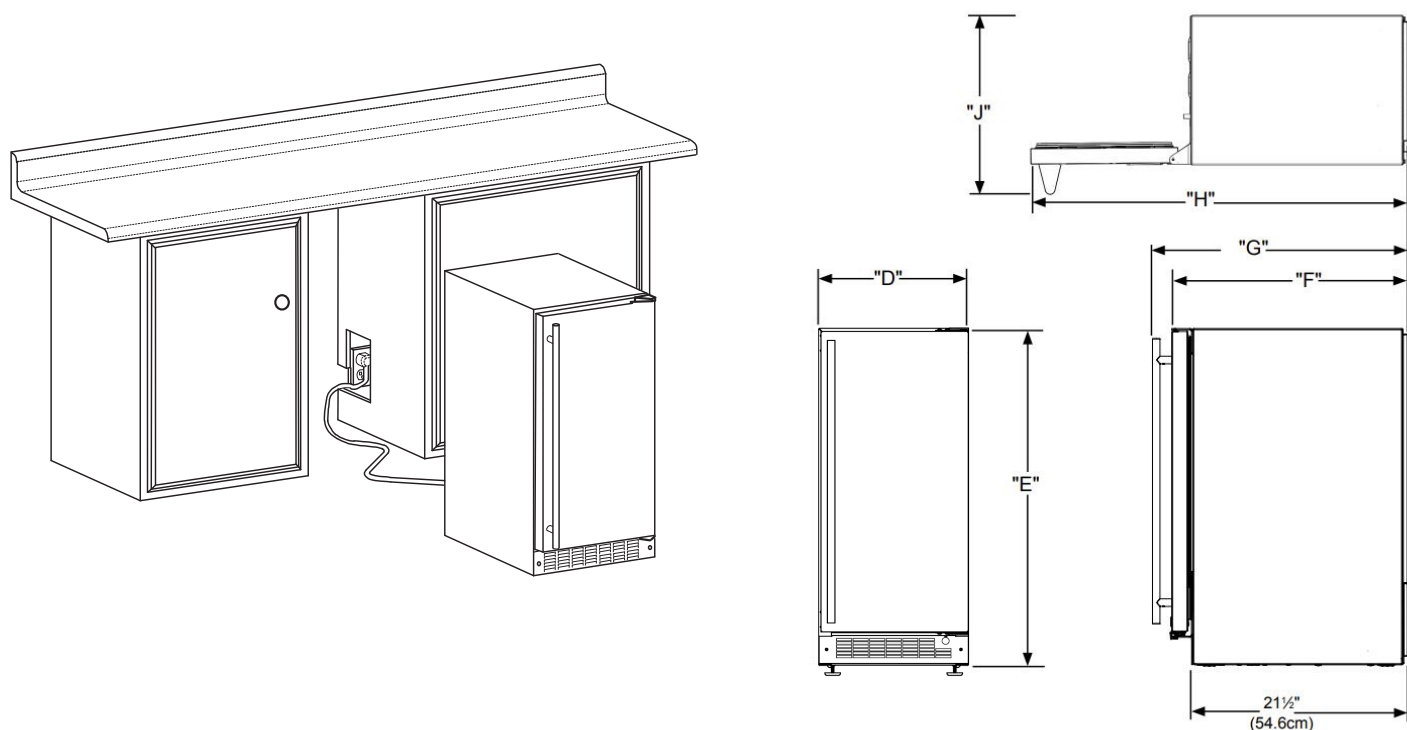


DOOR STYLE	MODEL NUMBER
Solid Stainless Steel	MACR214-SS01B
Solid Black	MACR214-BS01B





DIMENSIONAL DRAWINGS



ROUGH IN DIMENSIONS*

"A"	"B"	"C"
14"	24-7/8"	21-1/2"
(35.6 cm)	(63.2 cm)	(54.6 cm)

CABINET DIMENSIONS*

"D"	"E"	"F"	"G"	"H"	"J"
13-7/8"	24-3/4"	16-5/8"	18-13/16"	30"	15-7/16"
(35.2 cm)	(62.9 cm)	(43 cm)	(47.8 cm)	(76.3 cm)	(39.2 cm)

PRODUCT SPECIFICATIONS

Capacity	12 lbs
Cord Length	6 ft.
Electrical Requirements	115V / 60 Hz / 15A
ENERGY STAR	No
Refrigerant Type	R600a
Sabbath Mode	No
Shipping Dimensions	18" W x 25" D x 30" H
Shipping Weight	61 lbs

For comprehensive installation instructions, please visit marvelrefrigeration.com to access the owner's guide. All specifications are subject to change without notice.




OUTDOOR COLLECTION

FIT FOR PATIO LIVING



The Marvel Outdoor Collection of appliances is the perfect match for your professional-style outdoor kitchen. Our beer dispensers, refrigerators, and ice machines are built with stainless steel that has been salt spray tested for corrosion resistance. Flexible shelving options give you customizable adjustability, and advanced cooling systems keep your beverages and food at ideal temperatures.



MORE224

24" REFRIGERATOR

MARVEL OUTDOOR COLLECTION



MAIN FEATURES

- 5.1 cu ft capacity stores up to 146 cans (12-oz)
- Includes 1 full-width stainless steel glide-out shelf, 1 half-width cantilevered stainless steel shelf and 1 fixed stainless steel-framed glass shelf
- Half-width shelf allows for tall item storage
- Easy-access door storage
- MaxStore bin organizes loose items
- Cantilevered shelving system can hold up to 35 lbs and features 11 adjustable heights
- Dynamic cooling technology delivers rapid cool down, frost-free operation, and temperature stability
- Digital controls allow you to select a temperature from 34°F to 60°F
- Door ajar and high/low temperature alerts
- Arctic white LED theater-style lighting
- Arctic white interior
- Door lock provides added security
- Designed for outdoor use

WARRANTY

- 1-year parts and labor warranty and 5-year sealed system parts warranty (see complete warranty for details)

FINISH OPTIONS

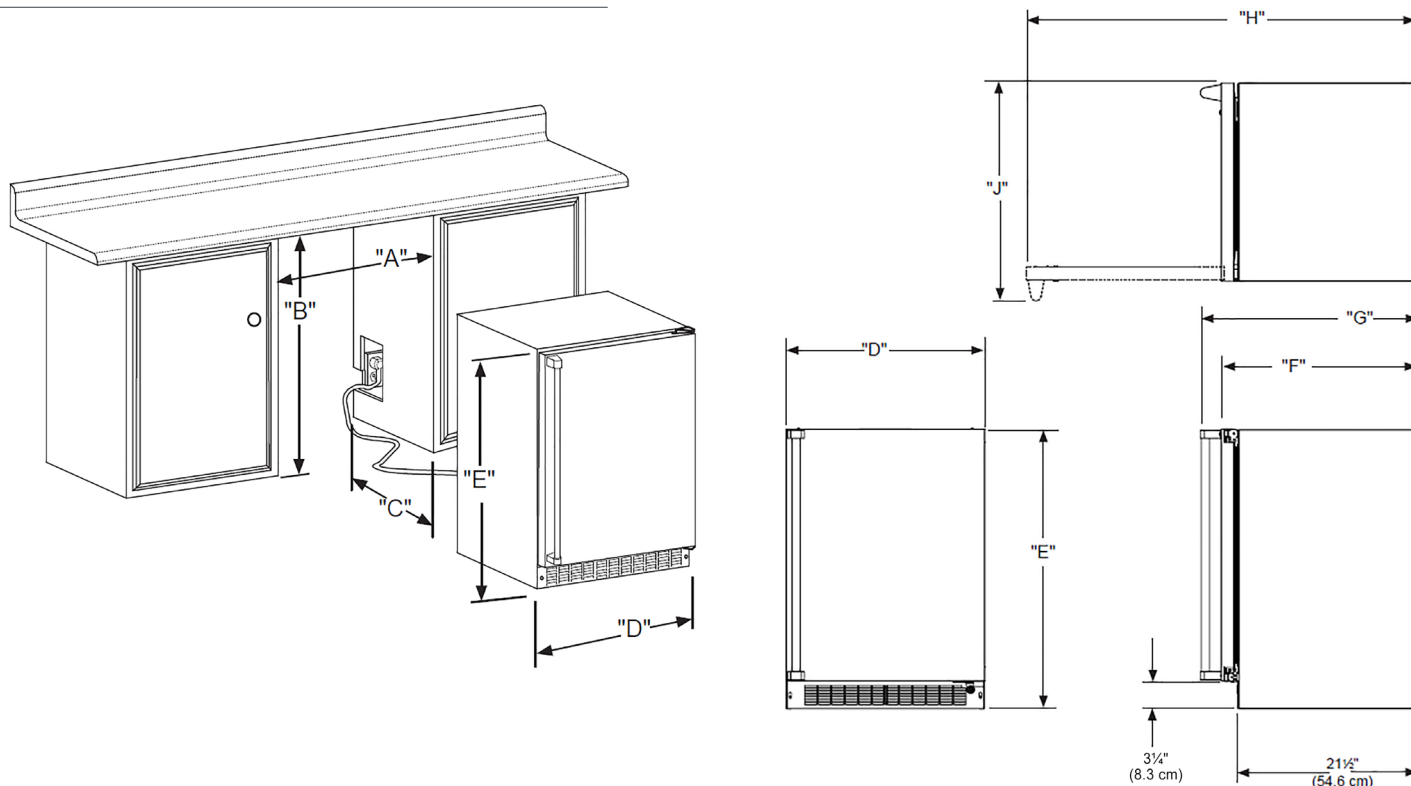


DOOR STYLE	DOOR SWING	MODEL NUMBER
Solid Stainless Steel	Right	MORE224-SS41A
Solid Stainless Steel	Left	MORE224-SS51A





DIMENSIONAL DRAWINGS



ROUGH IN DIMENSIONS*

"A"	"B"	"C"
24"	34" to 35"	24"
(61 cm)	(86.4 cm to 88.9 cm)	(61 cm)

CABINET DIMENSIONS*

"D"	"E"	"F"	"G"	"H"	"J"
23-7/8"	33-3/4" to 34-3/4"	23-3/4"	26-1/4"	46-3/8"	26-3/8"
(60.7 cm)	(84.5 cm to 87 cm)	(60.3 cm)	(66.2 cm)	(117.8 cm)	(67 cm)

PRODUCT SPECIFICATIONS

Capacity	5.1 cu. ft
Cord Length	6 ft.
Electrical Requirements	115V / 60 Hz / 15A
ENERGY STAR	Yes
Refrigerant Type	R600a
Sabbath Mode	Yes
Shipping Dimensions	28" W x 31" D x 37" H
Shipping Weight	160 lbs
Temperature Range	34°F to 60°F

For comprehensive installation instructions, please visit marvelrefrigeration.com to access the owner's guide. All specifications are subject to change without notice.



MORE124

24" REFRIGERATOR



MARVEL OUTDOOR COLLECTION

MAIN FEATURES

- 5.3 cu ft capacity stores up to 154 cans (12-oz)
- Includes 2 cantilevered stainless steel shelves
- Cantilevered shelving system can hold up to 35 lbs and features 11 adjustable heights
- Dynamic cooling technology delivers rapid cool down, frost-free operation, and temperature stability
- Digital controls allow you to select a temperature from 34°F to 60°F
- Door ajar and high/low temperature alerts
- Arctic white LED theater-style lighting
- Arctic white interior
- Door lock provides added security
- Reversible door allows for right or left swing
- Designed for outdoor use

WARRANTY

- 1-year parts and labor warranty and 5-year sealed system parts warranty (see complete warranty for details)

FINISH OPTIONS

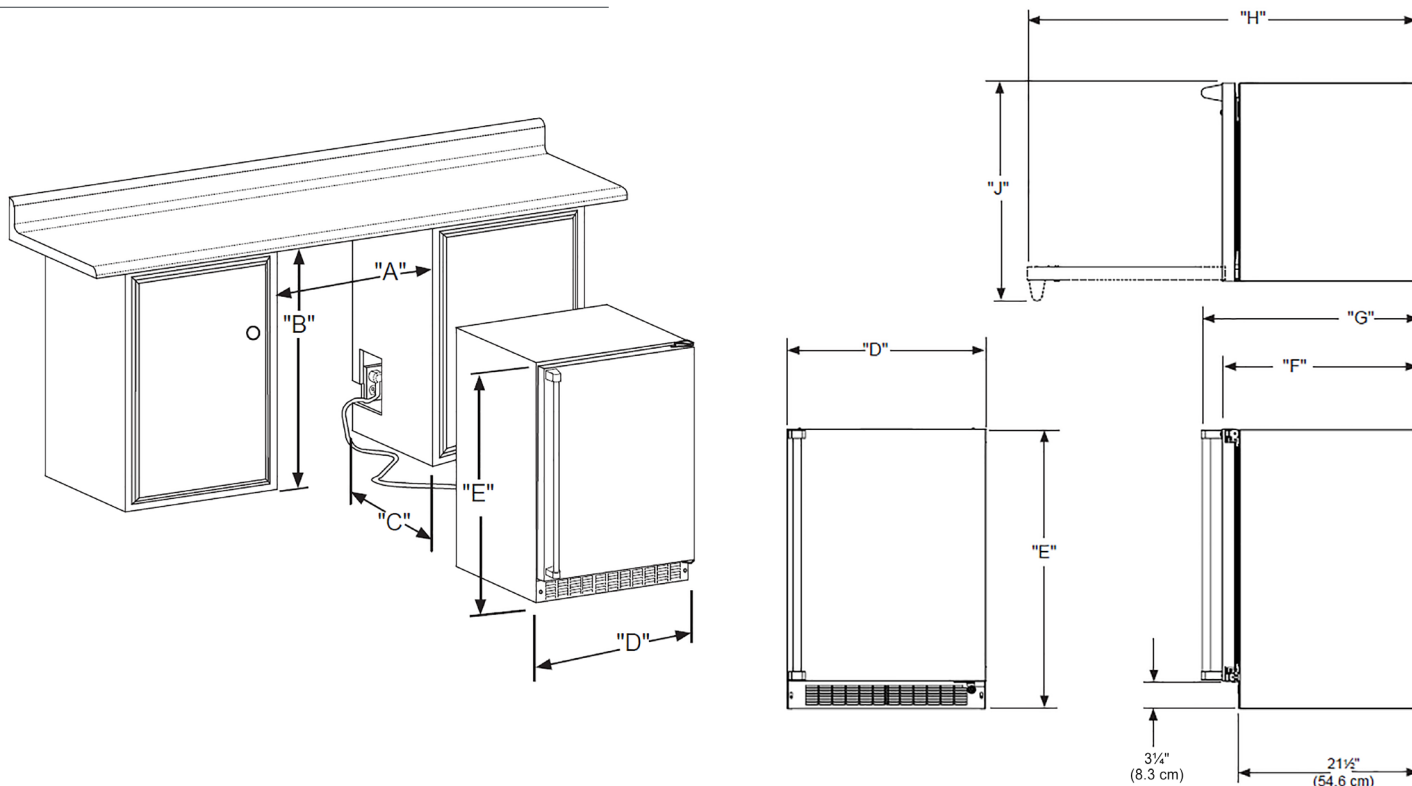


DOOR STYLE	MODEL NUMBER
Solid Stainless Steel	MORE124-SS31A





DIMENSIONAL DRAWINGS



ROUGH IN DIMENSIONS*

"A"	"B"	"C"
24"	34" to 35"	24"
(61 cm)	(86.4 cm to 88.9 cm)	(61 cm)

CABINET DIMENSIONS*

"D"	"E"	"F"	"G"	"H"	"J"
23-7/8"	33-3/4" to 34-3/4"	23-3/4"	26-1/4"	46-3/8"	26-3/8"
(60.7 cm)	(84.5 cm to 87 cm)	(60.3 cm)	(66.2 cm)	(117.8 cm)	(67 cm)

PRODUCT SPECIFICATIONS

Capacity	5.3 cu. ft.
Cord Length	6 ft.
Electrical Requirements	115V / 60 Hz / 15A
ENERGY STAR	Yes
Refrigerant Type	R600a
Sabbath Mode	Yes
Shipping Dimensions	28" W x 31" D x 37" H
Shipping Weight	160 lbs
Temperature Range	34°F to 60°F

For comprehensive installation instructions, please visit marvelrefrigeration.com to access the owner's guide. All specifications are subject to change without notice.



MORE215

15" REFRIGERATOR



MARVEL OUTDOOR COLLECTION

MAIN FEATURES

- 2.7 cu ft capacity stores up to 70 cans (12-oz)
- Includes 2 cantilevered stainless steel shelves
- Cantilevered shelving system can hold up to 35 lbs and features 11 adjustable heights
- Dynamic cooling technology delivers rapid cool down, frost-free operation, and temperature stability
- Digital controls allow you to select a temperature from 34°F to 60°F
- Door ajar and high/low temperature alerts
- Arctic white LED theater-style lighting
- Arctic white interior
- Door lock provides added security
- Reversible door allows for right or left swing
- Designed for outdoor use

WARRANTY

- 1-year parts and labor warranty and 5-year sealed system parts warranty (see complete warranty for details)

FINISH OPTIONS

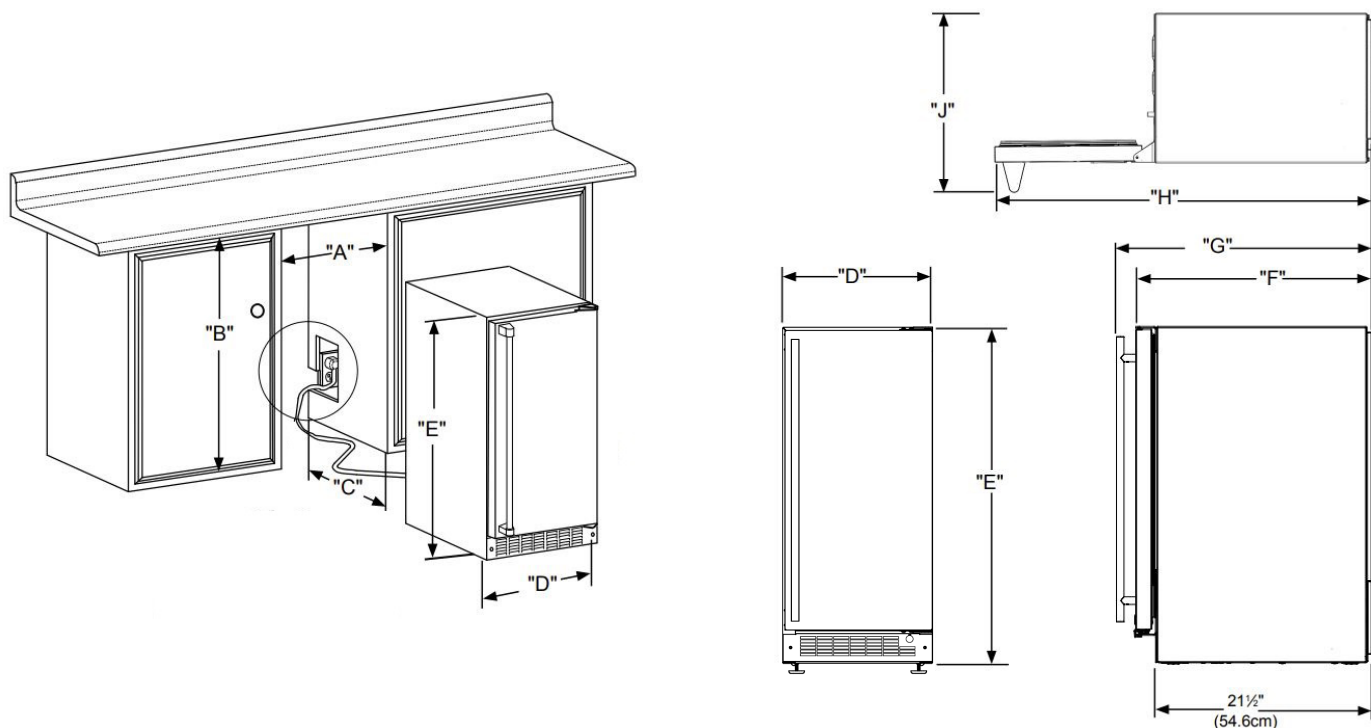


DOOR STYLE	MODEL NUMBER
Solid Stainless Steel	MORE215-SS31A





DIMENSIONAL DRAWINGS



ROUGH IN DIMENSIONS*

"A"	"B"	"C"
15"	34" to 35"	24"
(38.1 cm)	(86.4 cm to 88.9 cm)	(61 cm)

CABINET DIMENSIONS*

"D"	"E"	"F"	"G"	"H"	"J"
14-7/8"	33-3/4" to 34-3/4"	23-5/8"	26-1/8"	37-3/8"	16-5/8"
(37.8 cm)	(85.7 cm to 88.3 cm)	(60 cm)	(66.3 cm)	(94.9 cm)	(42.2 cm)

PRODUCT SPECIFICATIONS

Capacity	2.7 cu. ft.
Cord Length	6 ft.
Electrical Requirements	115V / 60 Hz / 15A
ENERGY STAR	Yes
Refrigerant Type	R600a
Sabbath Mode	Yes
Shipping Dimensions	19" W x 31" D x 37" H
Shipping Weight	125 lbs
Temperature Range	34°F to 60°F

For comprehensive installation instructions, please visit marvelrefrigeration.com to access the owner's guide. All specifications are subject to change without notice.



MODR224

24" REFRIGERATED DRAWERS



MARVEL OUTDOOR COLLECTION

MAIN FEATURES

- 5.0 cu ft. capacity stores up to 108 cans (12-oz)
- Adjustable divider organizes contents
- Dynamic cooling technology delivers rapid cool down, frost-free operation, and temperature stability
- Digital controls allow you to select a temperature from 34°F to 60°F
- Door ajar and high/low temperature alerts
- Arctic white LED theater-style lighting
- Stainless steel interior
- Door lock provides added security
- Designed for outdoor use

WARRANTY

- 1-year parts and labor warranty and 5-year sealed system parts warranty (see complete warranty for details)

FINISH OPTIONS

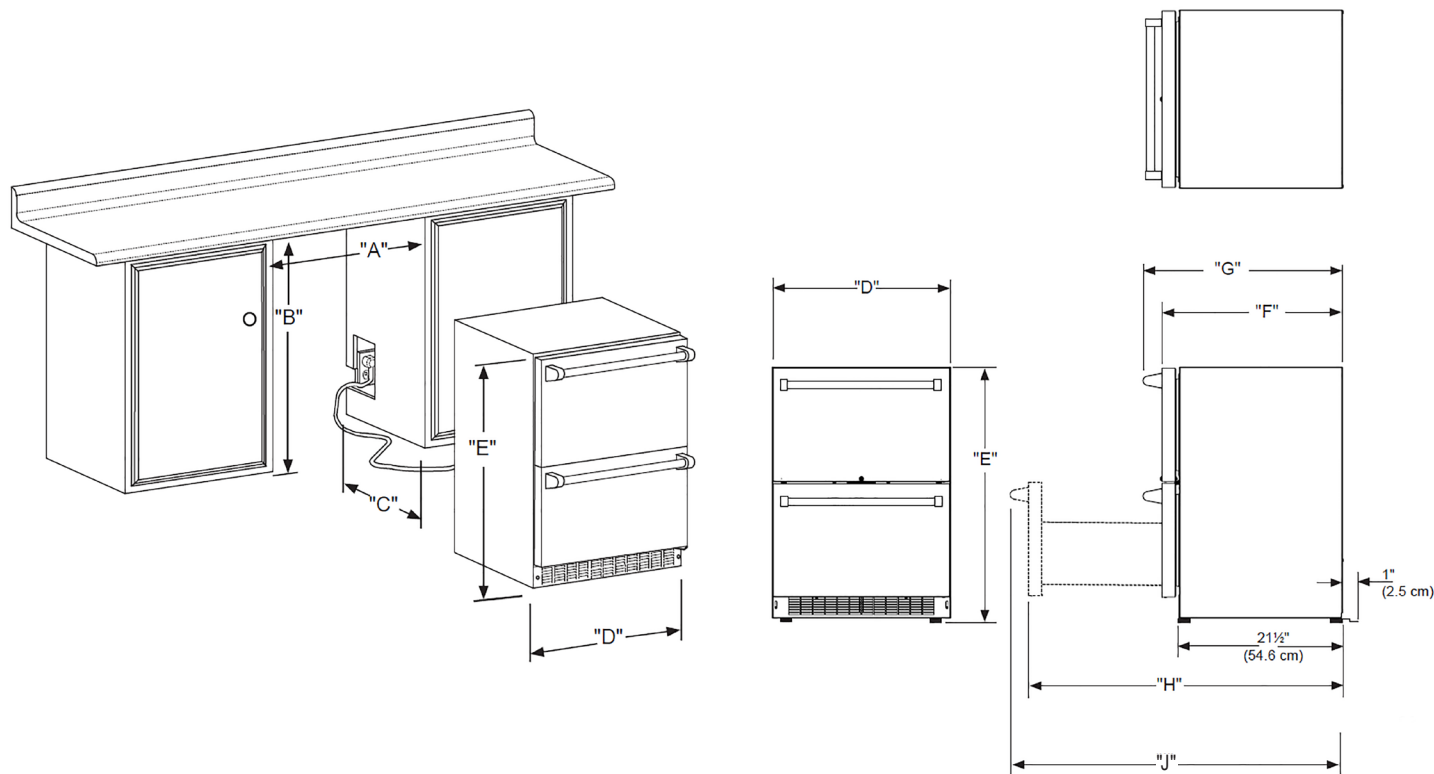


DOOR STYLE	MODEL NUMBER
Solid Stainless Steel	MODR224-SS71A





DIMENSIONAL DRAWINGS



ROUGH IN DIMENSIONS*

"A"	"B"	"C"
24"	34" to 35"	24"
(61 cm)	(86.4 cm to 88.9 cm)	(61 cm)

CABINET DIMENSIONS*

"D"	"E"	"F"	"G"	"H"	"J"
23-7/8"	33-3/4" to 34-3/4"	23-3/4"	26-1/4"	47-3/4"	44-1/4"
(60.6 cm)	(85.4 cm to 88 cm)	(60.3 cm)	(66.7 cm)	(146.6 cm)	(104.8 cm)

PRODUCT SPECIFICATIONS

Capacity	5.0 cu. ft.
Cord Length	6 ft.
Electrical Requirements	115V / 60 Hz / 15A
ENERGY STAR	Yes
Refrigerant Type	R600a
Sabbath Mode	Yes
Shipping Dimensions	28" W x 31" D x 37" H
Shipping Weight	160 lbs
Temperature Range	34°F to 60°F

For comprehensive installation instructions, please visit marvelrefrigeration.com to access the owner's guide. All specifications are subject to change without notice.



MORF224

24" REFRIGERATOR-FREEZER

MARVEL OUTDOOR COLLECTION



MAIN FEATURES

- 3.9 cu ft. capacity holds up to 72 cans (12-oz)
- 1 cu ft. freezer holds up to 12 pints of ice cream
- 2 half-width cantilevered shelves and 1 full-width fixed shelf
- MaxStore bin stores loose items
- Cantilevered shelving system can hold up to 35 lbs and features 11 adjustable heights
- Dynamic cooling technology delivers rapid cool down, frost-free operation, and temperature stability
- Digital controls allow you to select a temperature for both the refrigerator and the freezer - Refrigerator: 34°F to 42°F, Freezer: -5°F to 0°F
- Door ajar and high/low temperature alerts
- Arctic white LED theater-style lighting
- Arctic white interior
- Door lock provides added security
- Reversible door allows for right or left swing
- Designed for outdoor use

WARRANTY

- 1-year parts and labor warranty and 5-year sealed system parts warranty (see complete warranty for details)

FINISH OPTIONS

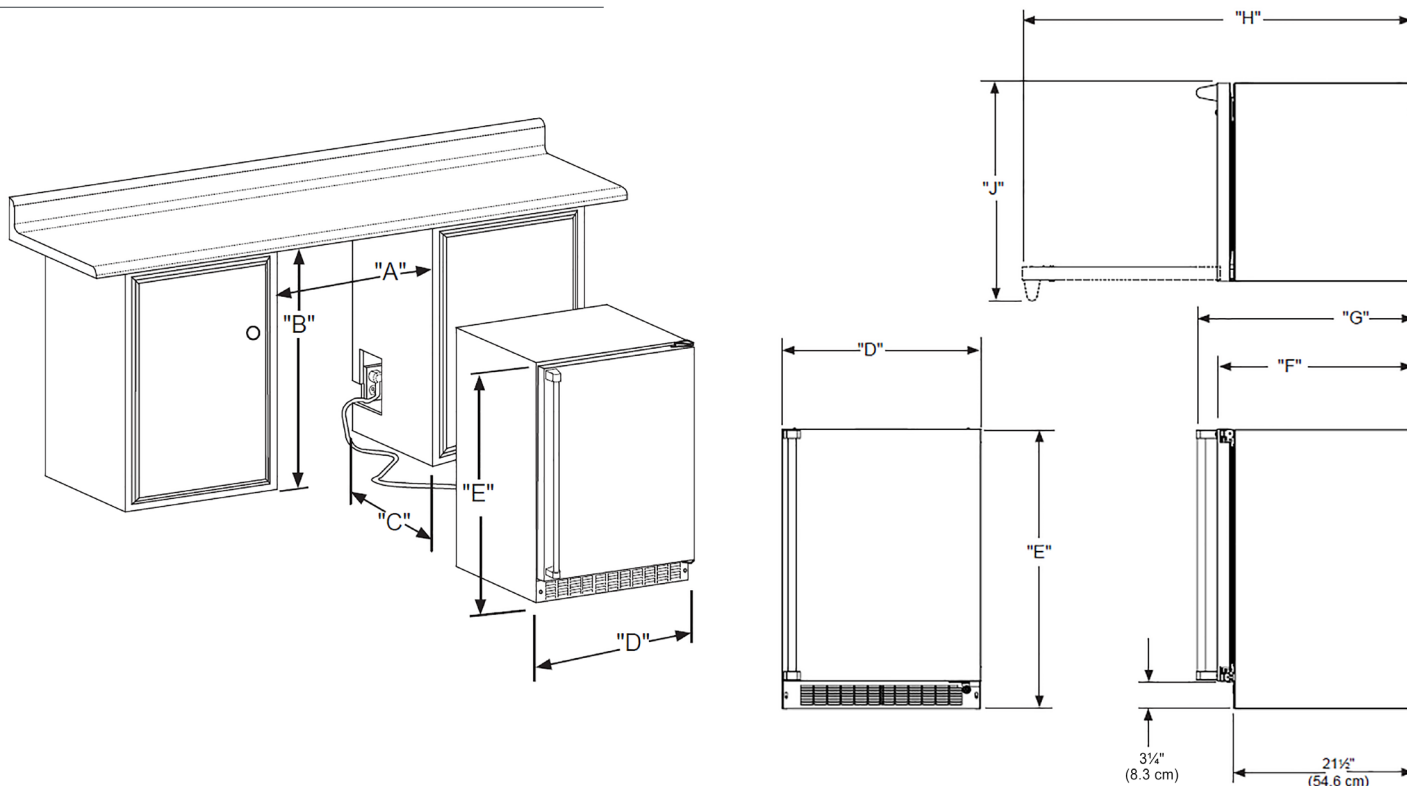


DOOR STYLE	MODEL NUMBER
Solid Stainless Steel	MORF224-SS31A





DIMENSIONAL DRAWINGS



ROUGH IN DIMENSIONS*

"A"	"B"	"C"
24"	34" to 35"	24"
(61 cm)	(86.4 cm to 88.9 cm)	(61 cm)

CABINET DIMENSIONS*

"D"	"E"	"F"	"G"	"H"	"J"
23-7/8"	33-3/4" to 34-3/4"	23-3/4"	26-1/4"	46-3/8"	26-3/8"
(60.7 cm)	(84.5 cm to 87 cm)	(60.3 cm)	(66.2 cm)	(117.8 cm)	(67 cm)

PRODUCT SPECIFICATIONS

Capacity	4.9 cu. ft.
Cord Length	6 ft.
Electrical Requirements	115V / 60 Hz / 15A
ENERGY STAR	Yes
Refrigerant Type	R600a
Sabbath Mode	Yes
Shipping Dimensions	28" W x 31" D x 37" H
Shipping Weight	160 lbs
Temperature Range	Refrigerator: 34°F to 42°F Freezer: -5°F to 0°F

For comprehensive installation instructions, please visit marvelrefrigeration.com to access the owner's guide. All specifications are subject to change without notice.



MORI224

24" REFRIGERATOR WITH CRESCENT ICE MAKER

MARVEL OUTDOOR COLLECTION



MAIN FEATURES

- 3.9 cu ft. refrigerator holds up to 72 cans (12-oz)
- Crescent ice maker produces up to 7 lbs of ice per day and stores up to 13 lbs of ice
- 2 half-width cantilevered shelves and 1 full-width fixed shelf
- MaxStore bin stores loose items
- Cantilevered shelving system can hold up to 35 lbs and features 11 adjustable heights
- Dynamic cooling technology delivers rapid cool down, frost-free operation, and temperature stability
- Digital controls allow you to select a temperature from 34°F to 42°F
- Door ajar and high/low temperature alerts
- Arctic white LED theater-style lighting
- Arctic white interior
- Door lock provides added security
- Reversible door allows for right or left swing
- Designed for outdoor use

WARRANTY

- 1-year parts and labor warranty and 5-year sealed system parts warranty (see complete warranty for details)

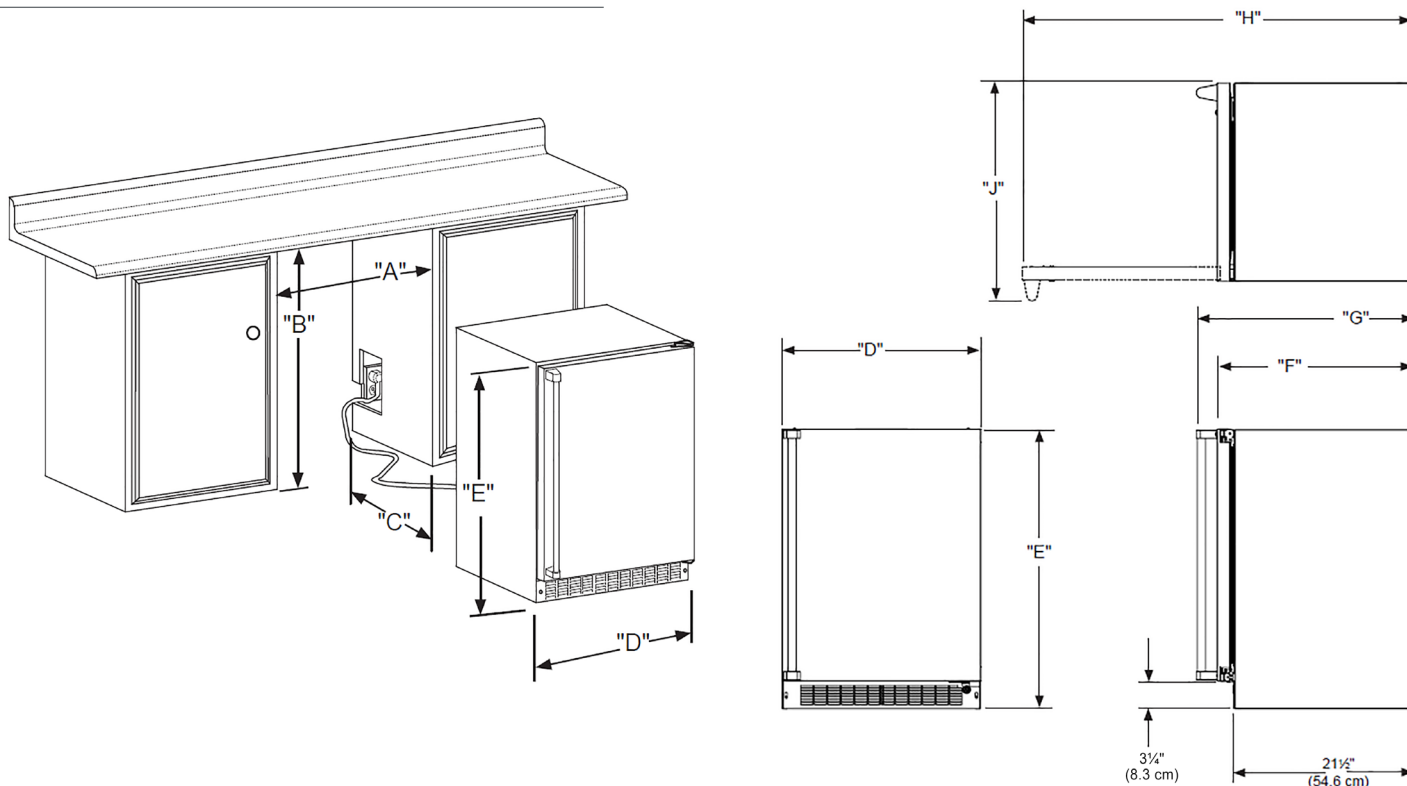
FINISH OPTIONS

DOOR STYLE	MODEL NUMBER
Solid Stainless Steel	MORI224-SS31A





DIMENSIONAL DRAWINGS



ROUGH IN DIMENSIONS*

"A"	"B"	"C"
24"	34" to 35"	24"
(61 cm)	(86.4 cm to 88.9 cm)	(61 cm)

CABINET DIMENSIONS*

"D"	"E"	"F"	"G"	"H"	"J"
23-7/8"	33-3/4" to 34-3/4"	23-3/4"	26-1/4"	46-3/8"	26-3/8"
(60.7 cm)	(84.5 cm to 87 cm)	(60.3 cm)	(66.2 cm)	(117.8 cm)	(67 cm)

PRODUCT SPECIFICATIONS

Capacity	4.9 cu. ft.
Cord Length	6 ft.
Electrical Requirements	115V / 60 Hz / 15A
ENERGY STAR	Yes
Refrigerant Type	R600a
Sabbath Mode	Yes
Shipping Dimensions	28" W x 31" D x 37" H
Shipping Weight	160 lbs
Temperature Range	34°F to 42°F

For comprehensive installation instructions, please visit marvelrefrigeration.com to access the owner's guide. All specifications are subject to change without notice.



MOFZ224

24" FREEZER



MARVEL OUTDOOR COLLECTION

MAIN FEATURES

- 4.9 cu ft. capacity
- Includes 2 chrome wire bins
- Also includes 1 cantilevered stainless steel shelf
- Dynamic cooling technology delivers rapid cool down and temperature stability
- Digital controls allow you to select a temperature from -10°F to 10°F
- Door ajar and high/low temperature alerts
- Arctic white LED theater-style lighting
- Arctic white interior
- Door lock provides added security
- Reversible door allows for right or left swing
- Designed for outdoor use

WARRANTY

- 1-year parts and labor warranty and 5-year sealed system parts warranty (see complete warranty for details)

FINISH OPTIONS

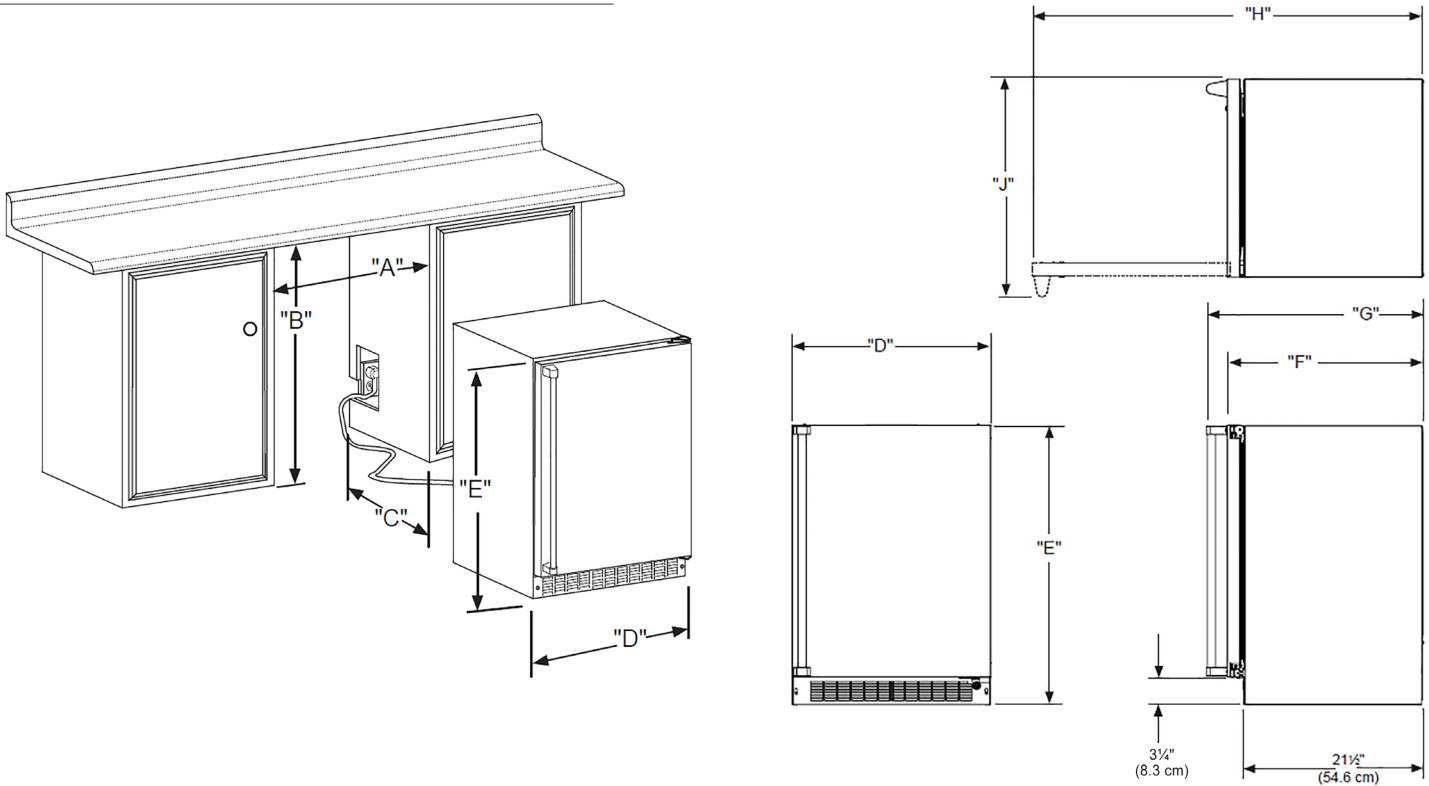


DOOR STYLE	MODEL NUMBER
Solid Stainless Steel	MOFZ224-SS31A





DIMENSIONAL DRAWINGS



ROUGH IN DIMENSIONS*

"A"	"B"	"C"
24"	34" to 35"	24"
(61 cm)	(86.4 cm to 88.9 cm)	(61 cm)

CABINET DIMENSIONS*

"D"	"E"	"F"	"G"	"H"	"J"
23-7/8"	33-3/4" to 34-3/4"	23-3/4"	26-1/4"	46-3/8"	26-3/8"
(60.7 cm)	(84.5 cm to 87 cm)	(60.3 cm)	(66.2 cm)	(117.8 cm)	(67 cm)

PRODUCT SPECIFICATIONS

Capacity	4.9 CU. FT.
Cord Length	6 FT.
Electrical Requirements	115V / 60 Hz / 15A
ENERGY STAR	Yes
Refrigerant Type	R600a
Sabbath Mode	Yes
Shipping Dimensions	28" W x 31" D x 37" H
Shipping Weight	160 LBS
Temperature Range	-10°F to 10°F

For comprehensive installation instructions, including panel overlay details, please visit marvelrefrigeration.com to access the owner's guide. All specifications are subject to change without notice.



MOKR124

24" BEVERAGE DISPENSER



MARVEL OUTDOOR COLLECTION

MAIN FEATURES

- 5.7 cu ft. capacity
- Stores up to 1 half barrel, 1 quarter barrel, 1 slim quarter barrel, 2 slim 1/6 barrels, or 2 cornelius kegs (cornelius ball-lock fitting not included)
- Beer & Beverage Dispensers are designed to work with CO2 for beer, cider, seltzer, soda and more
- Wine & Beverage Dispensers use nitrogen to dispense wine or other non-carbonated draft beverages
- Lo-Boy coupler makes it easier to store, tap and swap out tall U.S. type D barrels
- Includes 2 stow-on-board stainless steel shelves to store bottles and cans
- Secure gas tank storage area and drain basin
- Dynamic Cooling Technology delivers temperature stability
- Integrated drain system keeps spillage under control
- Double-insulated tower reduces foam during pour
- Digital controls allow you to select a temperature from 34°F to 60°F
- Door ajar and high/low temperature alerts
- Arctic white LED theater-style lighting
- Door lock provides added security
- Reversible door allows for right or left swing
- Designed for outdoor use

WARRANTY

- 1-year parts and labor warranty and 5-year sealed system parts warranty (see complete warranty for details)

FINISH OPTIONS



DOOR STYLE	MODEL NUMBER
Solid Stainless Steel (Single Beer & Beverage Tap)	MOKR124-SSA1A
Solid Stainless Steel (Twin Beer & Beverage Tap)	MOKR124-SSB1A
Solid Stainless Steel (Single Wine & Beverage Tap)	MOKR124-SSC1A
Solid Stainless Steel (Twin Wine & Beverage Tap)	MOKR124-SSD1A

BEER & BEVERAGE TAP



Single Tap Twin Tap

WINE & BEVERAGE TAP

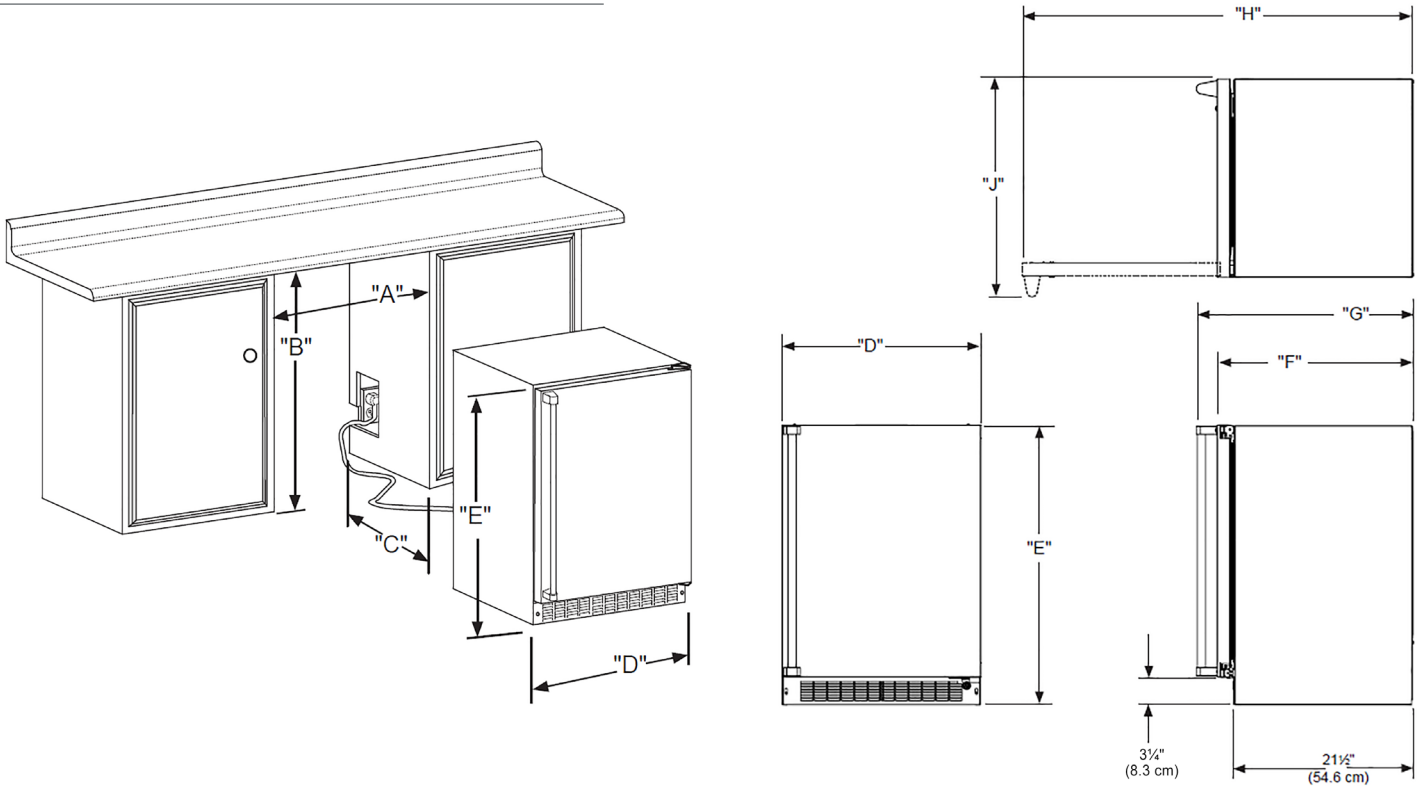


Single Tap Twin Tap





DIMENSIONAL DRAWINGS



ROUGH IN DIMENSIONS*

"A"	"B"	"C"
24"	34" to 35"	24"
(61 cm)	(86.4 cm to 88.9 cm)	(61 cm)

CABINET DIMENSIONS*

"D"	"E"	"F"	"G"	"H"	"J"
23-7/8"	33-3/4" to 34-3/4"	23-3/4"	26-1/4"	46-3/8"	26-3/8"
(60.7 cm)	(84.5 cm to 87 cm)	(60.3 cm)	(66.2 cm)	(117.8 cm)	(67 cm)

PRODUCT SPECIFICATIONS

Capacity	5.7 cu. ft.
Cord Length	6 ft.
Electrical Requirements	115V / 60 Hz / 15A
ENERGY STAR	No
Refrigerant Type	R600a
Sabbath Mode	Yes
Shipping Dimensions	28" W x 31" D x 37" H
Shipping Weight	160-179.5 lbs
Temperature Range	34°F to 60°F

For comprehensive installation instructions, please visit marvelrefrigeration.com to access the owner's guide. All specifications are subject to change without notice.



MOKR224

24" MOBILE BEVERAGE DISPENSER

MARVEL OUTDOOR COLLECTION



MAIN FEATURES

- 5.7 cu ft. capacity
- Stores up to 1 half barrel, 1 quarter barrel, 1 slim quarter barrel, 2 slim 1/6 barrels, or 2 cornelius kegs (cornelius ball-lock fitting not included)
- Beer & Beverage Dispensers are designed to work with CO2 for beer, cider, seltzer, soda and more
- Wine & Beverage Dispensers use nitrogen to dispense wine or other non-carbonated draft beverages
- Lo-Boy coupler makes it easier to store, tap and swap out tall U.S. type D barrels
- Includes 2 stow-on-board stainless steel shelves to store bottles and cans
- 4 casters included for mobility
- Secure gas tank storage area and drain basin
- Dynamic Cooling Technology delivers temperature stability
- Integrated drain system keeps spillage under control
- Double-insulated tower reduces foam during pour
- Digital controls allow you to select a temperature from 34°F to 60°F
- Door ajar and high/low temperature alerts
- Arctic white LED theater-style lighting
- Door lock provides added security
- Reversible door allows for right or left swing
- Designed for outdoor use

WARRANTY

- 1-year parts and labor warranty and 5-year sealed system parts warranty (see complete warranty for details)

FINISH OPTIONS



DOOR STYLE	MODEL NUMBER
Solid Stainless Steel (Single Beer & Beverage Tap)	MOKR224-SSA1A
Solid Stainless Steel (Twin Beer & Beverage Tap)	MOKR224-SSB1A
Solid Stainless Steel (Single Wine & Beverage Tap)	MOKR224-SSC1A
Solid Stainless Steel (Twin Wine & Beverage Tap)	MOKR224-SSD1A

BEER & BEVERAGE TAP



Single Tap Twin Tap

WINE & BEVERAGE TAP

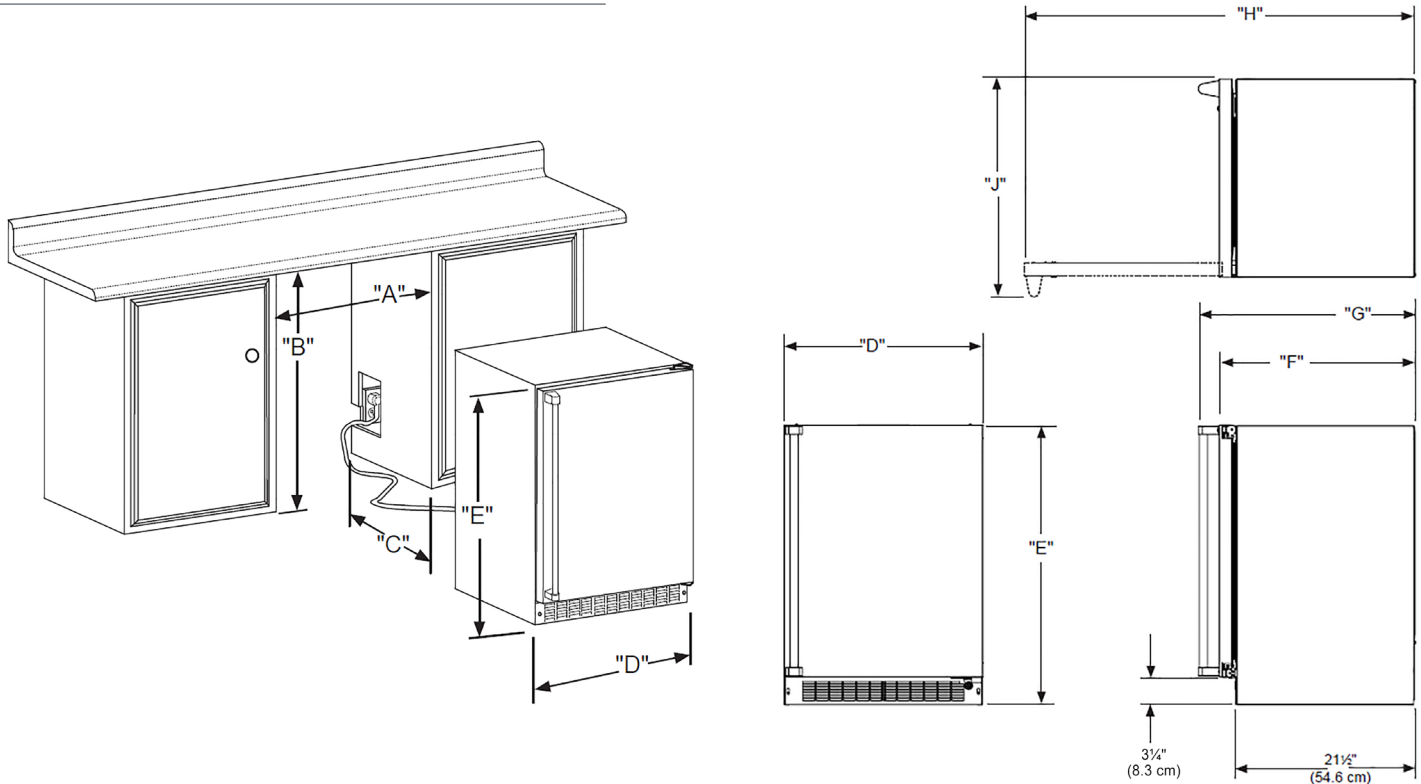


Single Tap Twin Tap





DIMENSIONAL DRAWINGS



ROUGH IN DIMENSIONS*

"A"	"B"	"C"
24"	34" to 35"	24"
(61 cm)	(86.4 cm to 88.9 cm)	(61 cm)

CABINET DIMENSIONS*

"D"	"E"	"F"	"G"	"H"	"J"
23-7/8"	33-3/4" to 34-3/4"	23-3/4"	26-1/4"	46-3/8"	26-3/8"
(60.7 cm)	(84.5 cm to 87 cm)	(60.3 cm)	(66.2 cm)	(117.8 cm)	(67 cm)

PRODUCT SPECIFICATIONS

Capacity	5.7 cu. ft.
Cord Length	6 f.t
Electrical Requirements	115V / 60 Hz / 15A
ENERGY STAR	No
Refrigerant Type	R600a
Sabbath Mode	Yes
Shipping Dimensions	28" W x 31" D x 37" H
Shipping Weight	160-179.5 lbs
Temperature Range	34°F to 60°F

For comprehensive installation instructions, please visit marvelrefrigeration.com to access the owner's guide. All specifications are subject to change without notice.



MOCP215/MOCL215

15" CLEAR ICE MACHINE



MARVEL OUTDOOR COLLECTION

MAIN FEATURES

- Produces 3/4" clear ice cubes
- Produces up to 39 pounds of clear ice per day
- Stores up to 28 pounds of clear ice
- Ice scoop included with dedicated holder
- Factory-installed drain pump model required if a gravity drain is not available
- Door ajar and cleaning alerts
- Temporarily suspend ice making for 3 hours with silent mode
- Arctic white LED theater-style lighting
- Elegant midnight black interior
- Reversible door allows for right or left swing
- Designed for outdoor use

WARRANTY

- 1-year parts and labor warranty and 5-year sealed system parts warranty (see complete warranty for details)

FINISH OPTIONS

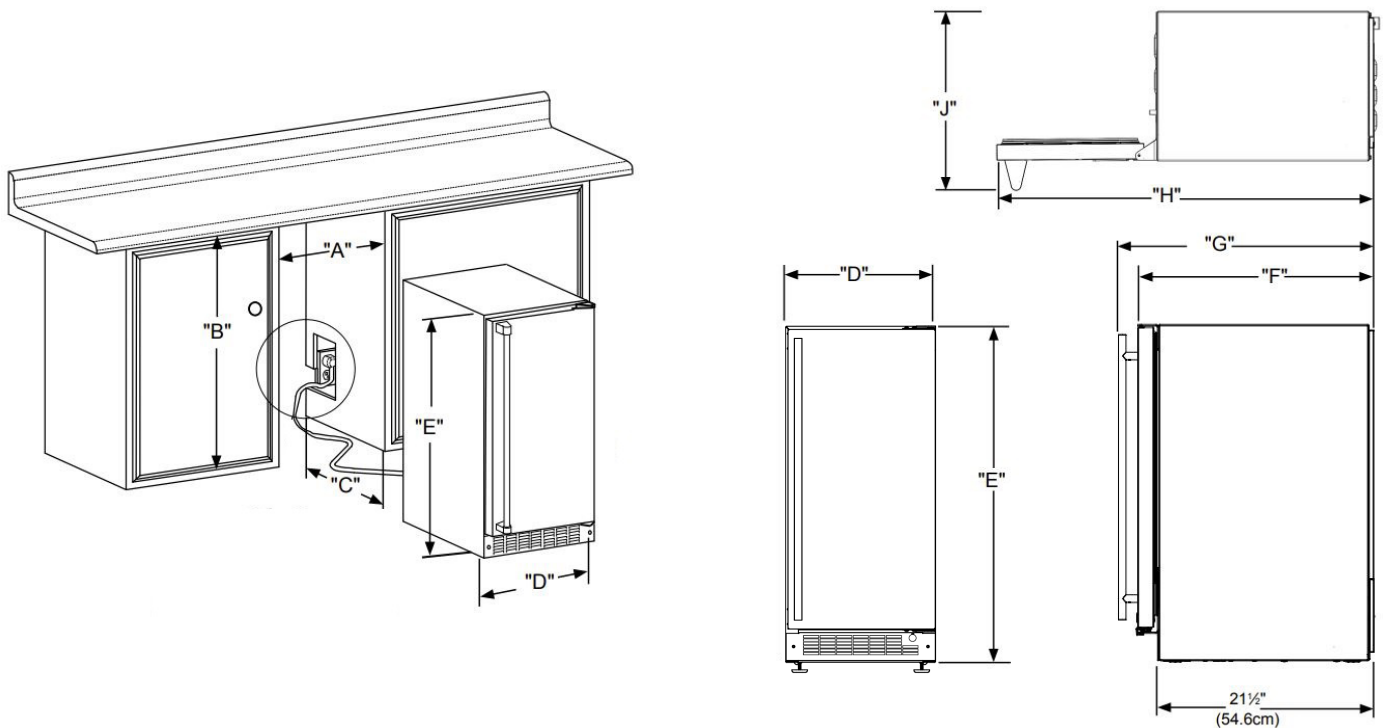


DOOR STYLE	PUMP	MODEL NUMBER
Solid Stainless Steel	Yes	MOCP215-SS01B
Solid Stainless Steel	No	MOCL215-SS01B





DIMENSIONAL DRAWINGS



ROUGH IN DIMENSIONS*

"A"	"B"	"C"
15"	34" to 35"	24"
(38.1 cm)	(86.4 cm to 88.9 cm)	(61 cm)

CABINET DIMENSIONS*

"D"	"E"	"F"	"G"	"H"	"J"
14-7/8"	33-3/4" to 34-3/4"	23-5/8"	26-1/8"	37-3/8"	16-5/8"
(37.8 cm)	(85.7 cm to 88.3 cm)	(60 cm)	(66.3 cm)	(94.9 cm)	(42.2 cm)

*Stainless steel model dimensions only. For panel-ready models, see the owner's guide online at marvelrefrigeration.com.

PRODUCT SPECIFICATIONS

Capacity	28 lbs
Cord Length	6 ft
Electrical Requirements	115V / 60 Hz / 15A
ENERGY STAR	No
Refrigerant Type	R600a
Sabbath Mode	Yes
Shipping Dimensions	25" W x 31" D x 37" H
Shipping Weight	125 lbs



MONP215

15" NUGGET ICE MACHINE



MARVEL OUTDOOR COLLECTION

MAIN FEATURES

- Makes 1/2" L x 3/8" H x 5/8" W ice bits
- Produces up to 65 pounds of nugget ice per day
- Stores up to 27 pounds of nugget ice
- Ice scoop included with dedicated holder
- Factory-installed drain pump included
- Digital controls
- Simple 20 minute clean cycle
- Indicator lights show when drain is activated and if water issues are detected
- Arctic white LED lighting
- Arctic white interior
- Reversible door allows for right or left swing
- Designed for outdoor use

WARRANTY

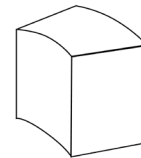
- 2024 Bonus Warranty - 2 years (parts & labor) / 5 year (sealed system). See complete warranty for details.

FINISH OPTIONS



DOOR STYLE	MODEL NUMBER
Solid Stainless Steel	MONP215-SS01A

ACCESSORY	PART NUMBER
Ice Machine Cleaner (Single 4 oz. Bottle)	S41013789

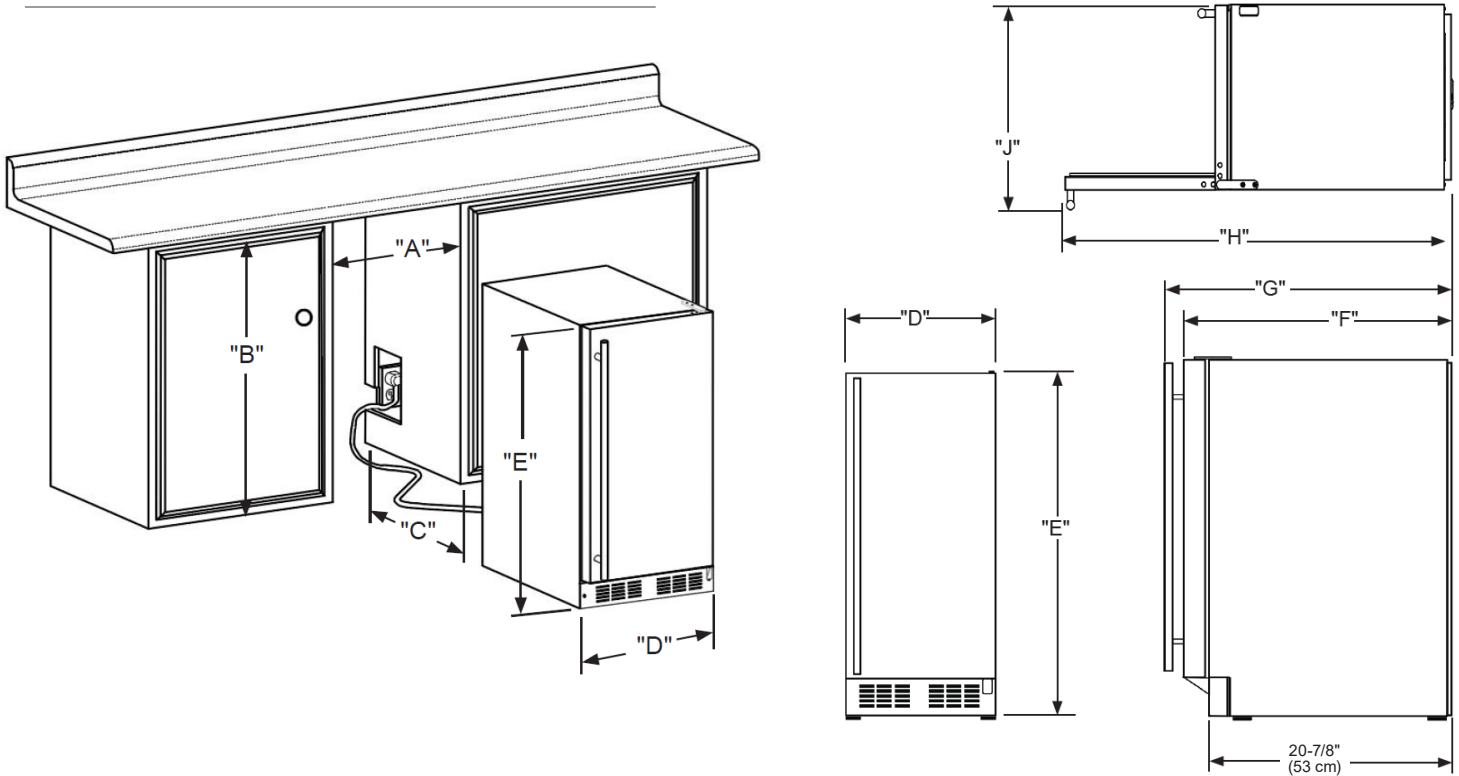


Nugget Ice Cube





DIMENSIONAL DRAWINGS



ROUGH IN DIMENSIONS

"A"	"B"	"C"
15"	34" to 34-1/2"	24"
(38.1 cm)	(86.3 cm to 87.6 cm)	(61 cm)

CABINET DIMENSIONS

"D"	"E"	"F"	"G"	"H"	"J"
14-7/8"	33-7/8" to 34-3/8"	22-1/16"	24"	36"	16-7/8"
(37.8 cm)	(86 cm to 87.3 cm)	(56 cm)	(61 cm)	(91.4 cm)	(42.9 cm)

PRODUCT SPECIFICATIONS

Capacity	27 lbs
Cord Length	6 ft
Electrical Requirements	115V / 60 Hz / 15A
ENERGY STAR	Yes
Refrigerant Type	R600a
Shipping Dimensions	25" W x 31" D x 37" H
Shipping Weight	104 lbs

For comprehensive installation instructions, please visit marvelrefrigeration.com to access the owner's guide. All specifications are subject to change without notice.



MOCR215

15" CRESCENT ICE MAKER



MARVEL OUTDOOR COLLECTION

MAIN FEATURES

- Produces and stores up to 25 lbs of crescent ice per day
- Removable ice bin
- No pump or drain required
- Crescent ice dimensions: 1/2 W x 3/4 H x 2-1/4 L
- On / Off switch at the front of the unit
- Arctic white interior
- Reversible door allows for right or left swing
- Designed for outdoor use

WARRANTY

- 1-year parts and labor warranty and 5-year sealed system parts warranty (see complete warranty for details)

FINISH OPTIONS

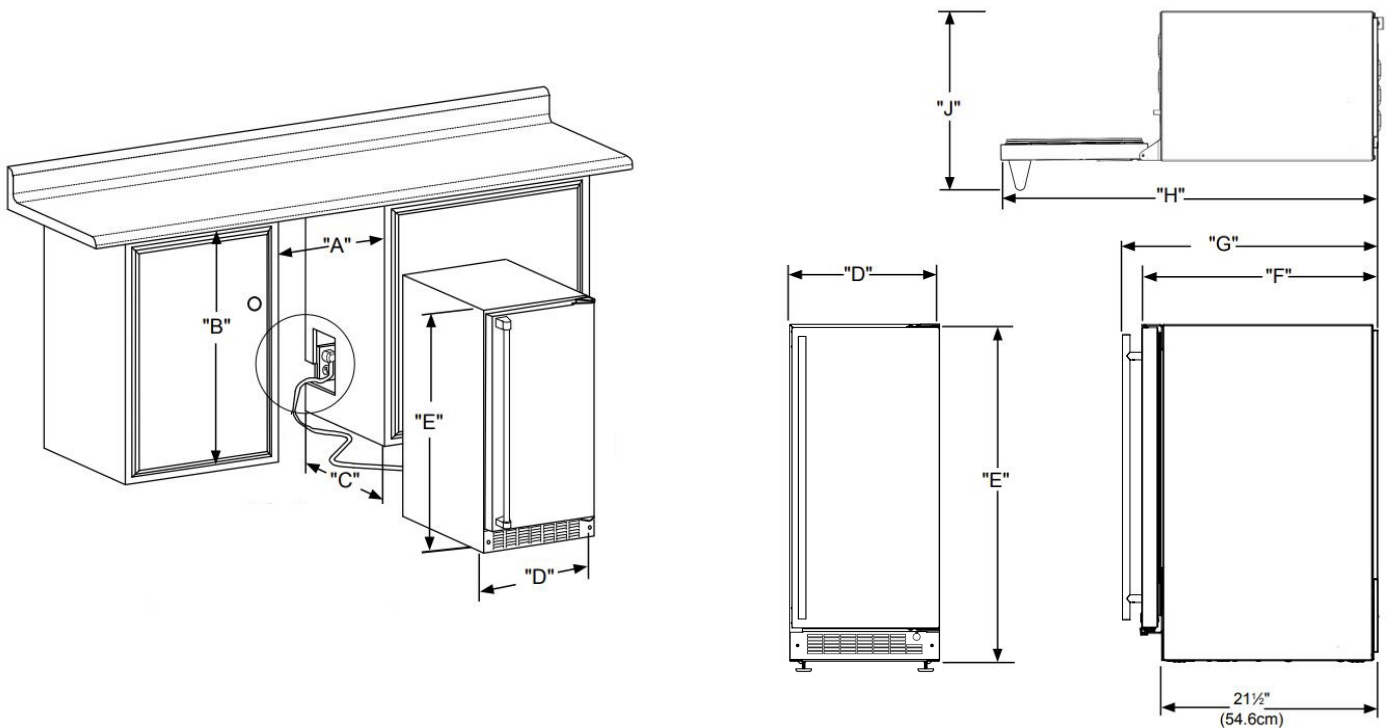


DOOR STYLE	MODEL NUMBER
Solid Stainless Steel	MOCR215-SS01B





DIMENSIONAL DRAWINGS



ROUGH IN DIMENSIONS*

"A"	"B"	"C"
15-1/4"	34-1/4" to 35-1/4"	24"
(38.7 cm)	(87 cm to 89.5 cm)	(61 cm)

CABINET DIMENSIONS*

"D"	"E"	"F"	"G"	"H"	"J"
14-7/8"	34-1/8" to 35-1/8"	22-1/4"*	24-1/8"*	36-3/16*	17-1/2"*
(37.8 cm)	(86.7 cm to 89.2 cm)	(56.5 cm)	(61.3 cm)	(91.9 cm)	(44.4 cm)

*Stainless steel model dimensions only. For panel-ready models, see the owner's guide online at marvelrefrigeration.com.

PRODUCT SPECIFICATIONS

Capacity	25 lbs
Cord Length	6 ft.
Electrical Requirements	115V / 60 Hz / 15A
ENERGY STAR	No
Refrigerant Type	R600a
Sabbath Mode	No
Shipping Dimensions	19" W x 31" D x 37" H
Shipping Weight	25 lbs



INTELLIGENT DESIGN, AMERICAN-BUILT INTEGRITY

As the longest-standing refrigeration company in North America, we are proud to have pioneered numerous advancements that have helped shape refrigeration technology into what it is today.

Our decorated past began in 1892 in Greenville, Michigan, a community where our manufacturing facility is still based today. Our legacy of quality craftsmanship continues to stand strong throughout the centuries, driving the performance the industry has come to expect.

When you choose Marvel Refrigeration, you're choosing years of handcrafted American-made quality and leading innovation in the luxury refrigeration market.





Our knowledgeable team is located at our headquarters in Greenville, Michigan. We're here to answer questions, help you find a local dealer or service and more.

marvelrefrigeration.com | (616) 754-5601

